



CERTIFIED
MANAGEMENT SYSTEM -
ISO 9001:2015

MPB-2018-06-USA

Go to
www.mifab.com
for the most
current product
specification
sheets.



Specification Drainage Products Price Guide LIT-067

TERMS AND WARRANTIES

WHOLESALE DISCOUNT:

Contact MIFAB® or your local representative for your applicable discount structure.

FREIGHT ALLOWANCE: Ex Works, MIFAB's Chicago, Illinois Factory or Manufacturer Representative's warehouse with full motor freight allowed on shipments of \$5,000.00 Net or more, within the continental U.S.A., except Alaska, Hawaii and Puerto Rico. MIFAB® reserves the right to choose the carrier and route of shipment. Alaska: Ex Works, Seattle, WA. Hawaii: Freight allowed on shipments of \$5,000.00 or more only when shipped from West Coast, U.S. Puerto Rico: Ex Works, Miami, Florida. There is no allowance for United Parcel Service, Federal Express or Shipment by air service. Shipping dates are estimates and time of delivery is not the essence of the sale of the contract. Therefore, under no circumstances will MIFAB® have any responsibility on account of any delays in manufacture, transportation, or otherwise. Additional freight services such as construction site delivery, lift gate delivery service, re-consigned freight or notification charges, are not included in full freight allowance terms, and will result in additional freight charges.

QUOTATION TERMS: List Price and discount protected for 30 days from date issued by MIFAB®. Orders received within this period must be released for shipment within 30 days from date of purchase order, otherwise, prices will be those that are in effect at the time of shipment.

PAYMENT TERMS: Terms of payment are Net 30 days from the date of the invoice. All pricing in United States currency. The Buyer shall pay all sales, consumers, and / or any other applicable taxes. Past due accounts will be subject to a 2% per month service charge from the date of the invoice. If any proceedings be instructed by or against Buyer under any bankruptcy or insolvency law, or if Buyer shall fail to make timely payment on this or any other order, or if, in MIFAB's judgment, Buyer's financial situation justifies such action, MIFAB® may, at its election, require payment in advance or cancel the order as to any unshipped item and require payment of its reasonable cancellation charges. If Buyer delays completion of manufacture, MIFAB® may elect to require payment according to percentage of completion. Equipment held for Buyer shall be at Buyer's risk and expense. In all cases, regardless of partial payment, title to the Products shall remain with MIFAB® until payment for the Products (including any notes given therefore) has been made in full. Should legal action be necessary to enforce payment of an unpaid invoice, the Buyer will assume full responsibility for any court costs and reasonable attorney fees. All orders subject to credit check and approval prior to shipment. Confirmed irrevocable letter of credit or cash in advance of shipment is required for accounts without an established line of credit. Minimum invoice amount is \$100.00. MIFAB® reserves the right to apply a minimum order charge to equal \$100.00. MIFAB's Accounting Department must be notified of potential pricing errors within 30 days of the invoice date. Any terms and conditions stated on Buyer's orders which are inconsistent with MIFAB's quotation and Terms and Warranties shall be of no effect.

RETURNED GOODS RESTOCKING CHARGE: Standard product may be returned within a one year period only with written permission from MIFAB. All products in catalog are not considered Standard. Standard product to be determined by MIFAB®. Returned goods are subject to a 25% restocking charge, plus cost of reconditioning, if necessary, to make material saleable. Material must be returned to MIFAB® freight prepaid only after written permission from MIFAB® to accept the returned material. Buyer must provide copy of the original invoice on which the material was charged. The original outgoing freight cost to ship the order will be deducted from the credit. Credit allowance will be in the form of merchandise credit only-not cash credit which must be used within 12 months of the date of issue. The value of a return must total \$100.00 to qualify for credit allowance. Galvanized and acid resistant epoxy coated material will be credited to value of cast iron, and chrome plated at value of nickel bronze. No credit will be allowed for auxiliary tappings, discontinued, or made to order items. Products designated non stock and / or that have been specially made (require a sign off drawing by MIFAB®) are not subject to return or cancellation.

LIMITED WARRANTY: MIFAB® warrants each product against defects in material and workmanship for a period of one year from the date of original shipment. In the event of such defects within the warranty period, MIFAB® will, at its option, replace or recondition the product without charge. This shall constitute the exclusive remedy for breach of warranty, and MIFAB® shall not be responsible for any incidental or consequential damages, including, without limitation, damages or other costs resulting from labor charges, delays, vandalism, negligence, fouling caused by foreign material, damage from adverse water conditions, chemicals, or any other circumstances over which MIFAB® has no control. This warranty shall be invalidated by any abuse, misuse, misapplication or improper installation of the product.

MIFAB® MAKES NO OTHER WARRANTIES EXPRESSED OR IMPLIED AS PROVIDED IN THIS LIMITED WARRANTY.

ILLUSTRATIONS OR TYPICAL INSTALLATIONS: The typical installations for various products in each product section are intended to illustrate the products and their options. Under no circumstances are they to be construed as recommended installation procedures. Consult local codes and project specifications for proper installation instructions.

NOTE: Prices and terms are subject to change without notice and supersede all previous quotations. The right is reserved to change or modify product design or construction without prior notice and without incurring any obligation to make similar changes and modifications to product previously or subsequently sold. Contact MIFAB® for any clarification.

All sales subject to MIFAB's Terms and Warranties.
CONTENTS © MIFAB® INC. Copyright 2018

DESIGN AND DIMENSIONS ARE SUBJECT TO MODIFICATION. PRICES DO NOT INCLUDE APPLICABLE TAXES.

ORDER OF PRODUCTS IN PRICEBOOK

www.mifab.com

Floor & Area Drains, Trench Drains	Floor Sinks	Roof Drains & Downspout Nozzles	Cleanouts & Access Covers	Grease & Oil & Solids Interceptors	Closet & Fixture Carriers	Wall & Post Hydrants	Backwater Valves	Trap Seal Primers	Water Hammer Arrestors
									
Page 32	Page 101	Page 126	Page 168	Page 209	Page 232	Page 271	Page 281	Page 292	Page 300

PRODUCT BY CATEGORY

Parts - Pages 302-319			Cross Reference - Pages 320-353		
PRODUCT CATEGORY	MODEL NUMBER	PAGE	PRODUCT CATEGORY	MODEL NUMBER	PAGE
Access Doors	UA, etc...	188	Interceptors	MI-G to MI-G-LID	209-222
Backwater Valves	BV1000 to BV1300	281-284	Miscellaneous Products	TS-1000 to MI-750	284-287, 295
Cleanouts & Access Covers	C1000-R to UA	168-188	No Hub Couplings	MI-HUB, MI-XHUB	113
Fixture Carriers	MC-10 to MC-70	232-261	Parts	All Products	302-319
Floor and Area Drains	F1000 to F1920	32-80	Roof Drains	R1200-JD-G18H-W31P-165L	126-164
Floor Sinks	Fs1520 to FS2000	101-112	Trap Seal Primers	MR-500, etc...	292-295
Hydrants	MHY-10 to MHY-95	271-280	Trench Drains	T1000 to T2000	85-94
			Water Hammer Arrestors	MWH to WHS	300-302

OTHER MANUFACTURERS TO MIFAB PRODUCT CROSS REFERENCE320-353

ALPHABETICAL PRODUCT LISTING BY FUNCTION / APPLICATION

Access Covers, floor 177	Ductile Iron Top Assemblies 307	Parts 279
Wall 178-185, 188	Floor 32-52	Post 278
Access Doors 188	Flushing Rim 74	Roof 276
Access Housing 178	Funnel 35	Interceptors, Automatic Recovery 218
Adapters 294	Garbage Can Wash 58	Bolt On Extensions 222
Air Gap Fitting, Cast Iron and copper 287	Green 159-164	Cover Shrouds 209
Backwater Valves 281 - 284	Gutter 75	Draw Off 207, 208
Carriers, Closet 232-249, 260	Heavy Duty 70-71	Electronic 219-221
Auxiliary Inlet 235, 237	Hopper 78	Grease 205-208, 218, 219
Extension 234	Indirect Waste 34-36, 75, 78	Fish Scale, Oil, Solids 216-217, 212, 213
Hub and Spigot 233, 237, 241, 243, 245, 247	Integral Trap 48, 49, 285	Hair 212
Long Barrel 236, 237	Isolation, Floor 72	Heliport Fuel 215
Prison Fixture 249	Multi Inlet 50	Lint 216
Residential 248	Open Sight, Drip 78	Oil 210-212, 215, 220-221
Vertical, Adj. 240-243	Overflow 42, 130	Oil w/integral hold. Tank 211, 221
Vertical, Fixed 244-247	Parking Area 68, 69, 135, 129, 135, 141	Parts 312, 313
Cooler 250, 252	Pit 282	Plastic 190-195
Lavatory 251-260	Planting Area 76-78	Sand 214
Residential, Closet 248	Podium 81, 82	Sand / Oil 215
Shift and Lift 230	Prison Cell 49	Sediment 212-214
Sink 251-260	Promenade Top 128, 129, 135, 141	No Hub Couplings 113
Urinal 250, 251	Roof 126-164	Parapet Scupper Sleeve 153
Cleanouts, Carpet Marker 169	Round Area 52-60	Parts and Accessories 302-317
Covers 177, 178	Rectangular 39, 75	P-Traps 294-295, 285
Deck 187	Scupper 148, 149	Replacement Grates and Covers 306, 311
Deep Seal Trap 187	Shower 32-34, 39, 51	Sanitary Floor Area and Indirect 101-112
Ferrule 175	Side Outlet 44, 48-50, 130, 139	Waste Drains (Floor Sinks) 101-112
Floor 168-176	Siphonic 144-147	Stainless Steel Cleanouts 168-175
Isolation Floor 173-174	Square Area 61-66	Stainless Steel Floor Drains 32-44
Line 180-186	Stabilizing Plates 79, 80, 111-112	Trap Seal Primers
Stack 184-186	Trench 85-94	Continuous Flow, Pressure Drop 292
Tile and Terrazzo 170-172, 177	Utility 51, 52	Electronic 293
Urinal 179-185	Wood Floor 51	MI-GARD 296
Utility 176	Eccentric Reducer Bushing 285	P-Trap 295
Wall 178-185	Elbow Adapter 285	Tailpiece 295
Cross Reference Guides 320-353	Expansion Joints 155	Universal Membrane Clamp 154
JR Smith to MIFAB 320-324	Fresh Air Inlet 287	Vandal Proof Screwdrivers 306
JOSAM to MIFAB 324-331	Hydrants, Boxes	Vent Cap, Roof 155
Wade to MIFAB 331-335	Ground 277	Waste Funnel, Indirect Waste 75
Watts to MIFAB 335-343	Hot and Cold 273	Water Hammer Arrestors,
Zurn to MIFAB 343-353	Moderate Climate 272, 274	Bellows, Piston, Extra Large 300-302
Deep Seal Traps 286	Narrow Wall 274	Water Supply Control Box 74
Downspout Boots 152, 153	Non Freeze 271, 273, 277	
Downspout Nozzles 156-158		
Drains, Area 52-73		
All Star Cover 30		
Balcony 150-151		
Blood 73		
Body Assemblies 18, 19, 302, 303		
Strainers, Adjustable 46, 47, 305, 306		
Catch Basin 70		
Deep Sump 58, 60, 64-66		

UA (ACCESS DOORS)



(see page 188)

MI-HUB (NO HUB COUPLINGS)



(see page 113)

MIFAB's pressure drop activated Trap Seal Primers, Access Doors, No Hub Couplings and residential Water Hammer Arrestors are priced in their own product price guides.

MIFAB MODEL NUMBER INDEX

MIFAB MODEL NUMBER INDEX

BACKWATER VALVES

MODEL	PAGE
BV1000	pg. 281
BV1200-R	pg. 281
BV1210	pg. 282
BV1250	pg. 282
BV1260	pg. 282
BV1280	pg. 283
BV1290	pg. 283
Bv1300	pg. 284

CLEANOUTS

MODEL	PAGE
C1000-R	pg. 168
C1100-R	pg. 168
C1100-RC	pg. 169
C1100-RFC	pg. 169
C1100-S	pg. 170
C1100-6S	pg. 170
C1100-T	pg. 170
C1100-TS	pg. 171
C1100-UR	pg. 171
C1100-US	pg. 172
C1100-XR	pg. 172
C1100-XS	pg. 173
C1200-C-R	pg. 173
C1200-C	pg. 174
C1220	pg. 175
C1230	pg. 176
C1230-WF	pg. 176
C1300-R	pg. 177
C1300-S	pg. 177
C1300-UR	pg. 177
C1300-US	pg. 177
C1310	pg. 177
C1300-MF	pg. 178
C1400-R	pg. 178
C1400-S	pg. 178
C1400-RD	pg. 179
C1430	pg. 179
C1430-RD	pg. 179
C1440	pg. 180
C1440-R	pg. 180
C1440-RD	pg. 181
C1440-S	pg. 181
C1450	pg. 182
C1450-R	pg. 182
C1450-RD	pg. 183
C1450-S	pg. 183
C1460	pg. 184
C1460-R	pg. 184
C1460-RD	pg. 185
C1460-S	pg. 185
C1470	pg. 186
C1500	pg. 187
C1600	pg. 187

DEEP SEAL TRAPS

MODEL	PAGE
MI-940	pg. 286
MI-950	pg. 286
MI-950-F	pg. 286
TS1000	pg. 284

FIXTURE CARRIERS

MODEL	PAGE
MC-10	pg. 232
MC-10-HS	pg. 233
MC-10-HD-750	pg. 232
MC-10-HDX	pg. 238
MC-10-EXT	pg. 234
MC-10-27	pg. 235
MC-10-27-37	pg. 236
MC-10-27-37-HS	pg. 237
MC-12	pg. 240
MC-12-HS	pg. 241
MC-13	pg. 242
MC-13-HS	pg. 243
MC-14	pg. 244
MC-14-HS	pg. 245
MC-15	pg. 246

MC-15-HS	pg. 247
MC-21	pg. 248
MC-22	pg. 248
MC-24	pg. 248
MC-25	pg. 248
MC-26	pg. 249
MC-27	pg. 249
MC-28	pg. 249
MC-31	pg. 250
MC-32	pg. 250
MC-33	pg. 251
MC-34	pg. 251
MC-35	pg. 252
MC-36	pg. 252
MC-37	pg. 252
MC-38	pg. 252
MC-39	pg. 252
MC-40	pg. 254
MC-41	pg. 254
MC-41-R	pg. 255
MC-41-TR	pg. 253
MC-41D	pg. 255
MC-41D-R	pg. 256
MC-42	pg. 256
MC-42-R	pg. 257
MC-42D	pg. 257
MC-42D-R	pg. 258
MC-51	pg. 258
MC-51-LP	pg. 259
MC-53	pg. 259
MC-54	pg. 259
MC-55	pg. 259
MC-56	pg. 260
MC-60	pg. 260
MC-61	pg. 260
MC-62	pg. 260
MC-70	pg. 261

FLOOR DRAINS

MODEL	PAGE
F1000	pg. 32
F1000-C	pg. 32
F1100	pg. 33
F1100-C	pg. 33
F1100-AS	pg. 34
F1100-C-AS	pg. 34
F1100-DD	pg. 34
F1100-C-DD	pg. 34
F1100-EF	pg. 35
F1100-C-EF	pg. 35
F1100-EG	pg. 35
F1100-C-EG	pg. 35
F1100-ER	pg. 36
F1100-C-ER	pg. 36
F1100-FC	pg. 36
F1100-C-FC	pg. 36
F1100-FT	pg. 37
F1100-C-FT	pg. 37
F1100-HG	pg. 37
F1100-C-HG	pg. 37
F1100-K	pg. 38
F1100-C-K	pg. 38
F1100-N	pg. 38
F1100-C-N	pg. 38
F1100-RS	pg. 39
F1100-C-RS	pg. 39
F1100-S	pg. 39
F1100-C-S	pg. 39
F1100-SD	pg. 40
F1100-C-SD	pg. 40
F1100-SHG	pg. 40
F1100-C-SHG	pg. 40
F1100-T	pg. 41
F1100-C-T	pg. 41
F1100-VD	pg. 41
F1100-C-VD	pg. 41
F1100-W(D)	pg. 42
F1100-C-W(D)	pg. 42
F1100-X	pg. 42
F1100-C-X	pg. 42
F1100-XS	pg. 43
F1100-C-XS	pg. 43
F1100-Z	pg. 43
F1100-C-Z	pg. 43
F1100-ZS	pg. 44

F1100-C-ZS	pg. 44
F1100-90	pg. 44
F1100-C-90	pg. 44
F1120	pg. 48
F1120-C	pg. 48
F1130C	pg. 48
F1140C	pg. 49
F1160	pg. 49
F1160-C	pg. 49
F1170	pg. 50
F1170-C	pg. 50
F1170-SD	pg. 50
F1170-C-SD	pg. 50
F1210C	pg. 51
F1220	pg. 51
F1230	pg. 51
F1240	pg. 52
F1300	pg. 52
F1300-C	pg. 52
F1320	pg. 53
F1320-C	pg. 53
F1320-TFB	pg. 53
F1320-C-TFB	pg. 53
F1330C	pg. 54
F1340	pg. 54
F1340-C	pg. 54
F1340-TFB	pg. 55
F1340-C-TFB	pg. 55
F1340-Y-Q	pg. 56
F1350	pg. 57
F1350-C	pg. 57
F1350-Y-36	pg. 58
F1350-Y-36-C	pg. 58
F1360	pg. 59
F1360-C	pg. 59
F1360-TFB	pg. 59
F1360-C-TFB	pg. 59
F1370	pg. 60
F1370-C	pg. 60
F1420	pg. 61
F1420-C	pg. 61
F1430C	pg. 61
F1440	pg. 62
F1440-C	pg. 62
F1440-Y-Q	pg. 63
F1450	pg. 64
F1450-C	pg. 64
F1460	pg. 65
F1460-C	pg. 65
F1470	pg. 66
F1470-C	pg. 66
F1480	pg. 67
F1480-FL	pg. 67
F1490	pg. 67
F1490-FL	pg. 67
F1510	pg. 68
F1530	pg. 68
F1540	pg. 69
F1550	pg. 69
F1560	pg. 70
F1570	pg. 70
F1580	pg. 71
F1590	pg. 71
F1590-90	pg. 71
F1600	pg. 72
F1600-C	pg. 72
F1620	pg. 72
F1620-C	pg. 72
F1640	pg. 73
F1640-L	pg. 73
F1650	pg. 74
F1650-G	pg. 74
F1660	pg. 74
F1670	pg. 74
F1720	pg. 75
F1760-FL	pg. 75
F1780	pg. 75
F1790	pg. 75
F1810	pg. 76
F1820	pg. 76
F1830-P	pg. 77
F1830-PL	pg. 77
F1840	pg. 78
F1860	pg. 78
F1870	pg. 78
F1880	pg. 78

F1890	pg. 78
F1900	pg. 79
F1910	pg. 79
F1920	pg. 80

FLOOR SINKS

MODEL	PAGE
FS1520	pg. 101
FS1520-FL	pg. 101
FS1530	pg. 102
FS1530-FL	pg. 102
FS1720	pg. 103
FS1720-FL	pg. 103
FS1730	pg. 104
FS1730-FL	pg. 104
FS1740	pg. 105
FS1740-FL	pg. 105
FS1750	pg. 106
FS1750-FL	pg. 106
FS1760	pg. 107
FS1760-FL	pg. 107
FS1770	pg. 108
FS1770-FL	pg. 108
FS1790	pg. 109
FS1920-FL	pg. 110
FS1930-FL	pg. 110
FS1940-FL	pg. 110
FS1950	pg. 111
FS1959	pg. 111
FS1960	pg. 111
FS1970	pg. 112
FS1980	pg. 112
FS1990	pg. 112
FS2000	pg. 112

HYDRANTS

MODEL	PAGE
MHY-10	pg. 271
MHY-15	pg. 271
MHY-16	pg. 271
MHY-20	pg. 271
MHY-25	pg. 271
MHY-26	pg. 271
MHY-30	pg. 272
MHY-35	pg. 272
MHY-40	pg. 273
MHY-45	pg. 273
MHY-50	pg. 274
MHY-55	pg. 274
MHY-58	pg. 276
MHY-60	pg. 277
MHY-61	pg. 277
MHY-65	pg. 278
MHY-66	pg. 278
MHY-68	pg. 278
MHY-90	pg. 279
MHY-92	pg. 280
MHY-95	pg. 280
MHY-CIA-18-A	pg. 279

INTERCEPTORS

MODEL	PAGE
MI-CS	pg. 209
MI-CSD	pg. 209
MI-E-G	pg. 219
MI-E-O	pg. 220
MI-E-O-HU	pg. 221
MI-FISH	pg. 216
MI-G	pg. 205
MI-G-AD	pg. 218
MI-G-BO	pg. 222
MI-G-L	pg. 205
MI-G-LID	pg. 222
MI-G-PL (Lil Max)	pg. 191-193
MI-G-SD	pg. 207
MI-G-SDH	pg. 208
MI-G-SS	pg. 207
MI-HAIR	pg. 212
MI-HEL	pg. 215

MIFAB MODEL NUMBER INDEX

INTERCEPTORS CONT.

MODEL	PAGE
MI-LINT	pg. 216
MI-O	pg. 210
MI-O-BO	pg. 222
MI-O-HU	pg. 211
MI-OS	pg. 212
MI-RICE	pg. 217
MI-SAND	pg. 214
MI-SAND/OIL	pg. 215
MI-SD	pg. 214
MI-SOLID-S	pg. 212
MI-SOLID-M	pg. 212
MI-SOLID-L	pg. 212
MI-SOLID-LB	pg. 212
MI-SOLID-SA	pg. 213
MI-SOLID-TA	pg. 213
XL-MI-G	pg. 206
XL-MI-G-BO	pg. 222
XL-MI-G-PL (Big Max)	193-195

MISCELLANEOUS

MODEL	PAGE
MI-800	pg. 285
MI-830	pg. 285
MI-850	pg. 285
MI-860	pg. 285
MI-940	pg. 286
MI-950	pg. 286
MI-950-F	pg. 286
MI-CAG	pg. 287
MI-GAP	pg. 287
MI-GRILL	pg. 287
TS1000	pg. 284

NO HUB COUPLINGS

MODEL	PAGE
MI-HUB	pg. 113
MI-XHUB	pg. 113

ROOF DRAINS

MODEL	PAGE
R1100	pg. 126
R1100-EU	pg. 126
R1100-F	pg. 127
R1100-G	pg. 127
R1100-JC	pg. 128
R1100-PJ	pg. 129
R1100-PR	pg. 128
R1100-RS	pg. 129
R1100-90	pg. 130
R1150	pg. 130
R1200	pg. 131
R1200-BUV	pg. 132
R1200-EU	pg. 132
R1200-F	pg. 133
R1200-G	pg. 133
R1200-HC	pg. 134
R1200-JC	pg. 134
R1200-PR	pg. 135
R1200-PR15	pg. 135
R1200-R	pg. 136
R1200-R-SR	pg. 146
R1200-RS	pg. 136
R1200-SO	pg. 137
R1200-SR	pg. 146
R1200-W	pg. 138
R1200-Z	pg. 138
R1200-90	pg. 139
R1220	pg. 140
R1220-EU	pg. 140
R1220-G	pg. 140
R1220-JC	pg. 141
R1220-PR	pg. 141
R1220-R	pg. 141
R1220-RS	pg. 141
R1250	pg. 142
R1260	pg. 142
R1270	pg. 143
R1270-SR	pg. 147

R1300T	pg. 148
R1310	pg. 148
R1320T	pg. 149
R1330	pg. 149
R1400	pg. 150
R1410	pg. 151
R1420	pg. 151
R1510	pg. 152
R1520	pg. 152
R1530	pg. 153
R1640	pg. 153
R1810	pg. 154
R1820	pg. 154
R1850	pg. 154
R1900	pg. 155
R1930	pg. 155
R1940	pg. 156
R1940-SJ	pg. 157
R1960	pg. 158
R1100-28-G8H	pg. 159
R1100-28-G8H-AI	pg. 159
R1200-JD-M-G5H	pg. 160
R1200-JD-M-G8H-AI	pg. 160
R1200-JD-M-G5H-W31H4	pg. 161
R1200-JD-W31P6L-WD	pg. 161
R1200-JD-W31P24L-R1404T-1-83	pg. 162
R1200-JD-W31P24L-R1104	pg. 162
R1200-JD-W31P24L-R1204-JD	pg. 163
R1200-JD-W31P24L-F1444	pg. 163
R1200-JD-W30	pg. 164
R1200-JD-G18H-W31P-16.5L	pg. 164

TRAP SEAL PRIMERS

MODEL	PAGE
MI-100	pg. 293
MI-200	pg. 293
MI-300	pg. 293
MI-600	pg. 294
MI-600-50	pg. 294
MI-700	pg. 295
MI-730	pg. 294
MI-750	pg. 295
M-500-NPB	pg. 292
MI-DU	pg. 292
MI-TSP-NPB	pg. 292
MI-GARD	pg. 296

TRENCH DRAINS

MODEL	PAGE
T1000	pg. 85
T1000-F	pg. 85
T1100	pg. 85
T1100-F	pg. 85
T1150	pg. 85
T1150-F	pg. 85
T1200	pg. 85
T1200-F	pg. 85
T1320-FL	pg. 86
T1350-FL	pg. 86
T1400	pg. 88
T2000	pg. 94

WATER HAMMER ARRESTORS

MODEL	PAGE
MWH	pg. 300
WHB	pg. 300
WHS	pg. 301

MIFAB'S PRODUCTS COMPLY WITH THE FOLLOWING ANSI/ASME AND ASSE STANDARDS:

A112.1.2-2012	Air Gaps in Plumbing Systems (for Plumbing Fixtures and Water-Connected Receptors)	MI-CAG Series, MI-GAP (pg.287)
A112.1.3-2000	Air Gap Fittings For Use With Plumbing Fixtures, Appliances, and Appurtenances	MI-CAG Series, MI-GAP (pg.287)
A112.14.1-2003	Backwater Valves	BV Series (pg.281-284)
A112.36.2M-1991	Cleanouts	C Series(pg.168-187)
A112.6.1M-1997	Floor-Affixed Supports for Off-The-Floor Plumbing Fixtures for Public Use	MC Series (pg. 232-261)
A112.6.3-2001	Floor and Trench Drains	F and T Series(pg.32-94)
A112.6.7-2010	Floor Sinks (Sanitary)	FS Series(pg.101-112)
PDI G-101, A112.14.3-2000	Grease Interceptors	MI-G Series(pg.205)
A112.14.4-2001	Grease Removal Devices	MI-G-AD Series (pg.218)
A112.6.4-2003	Roof, Deck, and Balcony Drains	R Series (pg.126-164)
A112.6.9-2005	Roof Drains, Siphonic	R1200-SR Series (pg.146)
ASTM C1277-12	Shielded Couplings Joining Hubless Cast Iron Soil Pipe and Fittings	MI-HUB Series (pg.113)
ASTM C1540-11	Shielded Couplings (Heavy Duty) Joining Hubless Cast Iron Soil Pipe and Fittings	MI-XHUB Series (pg.113)
ASTM C564-09a	Specification for Rubber Gaskets for Cast Iron Soil Pipe and Fittings	MI-HUB and MI-XHUB Series (pg.113)
A112.3.1-2007	Stainless Steel Drainage Systems for Sanitary, DWV, Storm and Vacuum Applications, Above and Below Ground	See TDSS Catalog
ASSE 1018	Trap Seal Primer Valves, Water Supply Fed	MI-TSP-NPB, MR-500-NPB, M1-500-NPB, M2-500-NPB (pg.292)
ASSE 1044	Trap Seal Primer Devices - Drainage Types and Electronic Design Types	MI-100, 200 and 300 Series (pg.293)
ASSE 1011	Vacuum Breakers (Hose Connection)	MHY-30, 50, 90 Series (pg.272, 274, 279)
ASSE 1019	Vacuum Breaker Wall Hydrants, Freeze Resistant, Automatic Draining Type	MHY 10, 20, 40 Series (pg.271-273)
ASSE 1010	Water Hammer Arrestors	MWH Series (pg.300)
PDI-WH 201	Water Hammer Arrestors	WHB Series (pg.300)

MIFAB MODEL NUMBER INDEX


























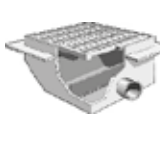
















PICTORIAL INDEX

PICTORIAL INDEX

F1000-C TO F1340

<p>F1000-C HEAVY DUTY SS FLOOR DRAIN.</p>  <p>PAGE 32</p>	<p>F1000-C-S SQUARE SS FLOOR DRAIN.</p>  <p>PAGE 32</p>	<p>F1100-C NB FLOOR DRAIN.</p>  <p>PAGE 33</p>	<p>F1100-C-AS</p>  <p>PAGE 34</p>	<p>F1100-C-DD</p>  <p>PAGE 34</p>	<p>F1100-C-EF</p>  <p>PAGE 35</p>	<p>F1100-C-EG</p>  <p>PAGE 35</p>
<p>F1100-C-ER</p>  <p>PAGE 36</p>	<p>F1100-C-FC</p>  <p>PAGE 36</p>	<p>F1100-C-FT</p>  <p>PAGE 37</p>	<p>F1100-C-HG</p>  <p>PAGE 37</p>	<p>F1100-C-K</p>  <p>PAGE 38</p>	<p>F1100-C-N</p>  <p>PAGE 38</p>	<p>F1100-C-RS</p>  <p>PAGE 39</p>
<p>F1100-C-S</p>  <p>PAGE 39</p>	<p>F1100-C-SD</p>  <p>PAGE 40</p>	<p>F1100-C-SHG</p>  <p>PAGE 40</p>	<p>F1100-C-T</p>  <p>PAGE 41</p>	<p>F1100-C-VD</p>  <p>PAGE 41</p>	<p>F1100-C-W(D)</p>  <p>PAGE 42</p>	<p>F1100-C-X</p>  <p>PAGE 42</p>
<p>F1100-C-XS</p>  <p>PAGE 43</p>	<p>F1100-C-Z</p>  <p>PAGE 43</p>	<p>F1100-C-ZS</p>  <p>PAGE 44</p>	<p>F1100-C-90</p>  <p>PAGE 44</p>	<p>F1100-C SERIES OPTIONS</p>  <p>PAGE 45</p>	<p>ADJUSTABLE STRAINERS</p>  <p>PAGE 46 & 47</p>	<p>F1120-C</p>  <p>PAGE 48</p>
<p>F1130C</p>  <p>PAGE 48</p>	<p>F1140C</p>  <p>PAGE 49</p>	<p>F1160-C</p>  <p>PAGE 49</p>	<p>F1170-C</p>  <p>PAGE 50</p>	<p>F1170-C-SD</p>  <p>PAGE 50</p>	<p>F1210C</p>  <p>PAGE 51</p>	<p>F1220</p>  <p>PAGE 51</p>
<p>F1230 F1230-WF</p>  <p>PAGE 51</p>	<p>F1240</p>  <p>PAGE 52</p>	<p>F1300-C</p>  <p>PAGE 52</p>	<p>F1320-C</p>  <p>PAGE 53</p>	<p>F1320-C-TFB</p>  <p>PAGE 53</p>	<p>F1330C</p>  <p>PAGE 54</p>	<p>F1340</p>  <p>PAGE 54</p>

PICTORIAL INDEX

F1340-TFB  PAGE 55	F1340-Y-Q  PAGE 56	F1350  PAGE 57	F1350-Y-36  PAGE 58	F1360  PAGE 59	F1360-TFB  PAGE 59	F1370  PAGE 60
F1420-C  PAGE 61	F1430C  PAGE 61	F1440  PAGE 62	F1440-Y-Q  PAGE 63	F1450  PAGE 64	F1460  PAGE 65	F1470  PAGE 66
F1480(-FL)  PAGE 67	F1490(-FL)  PAGE 67	MIFAB BODY DIMENSIONS  PAGE 18, 19	F1510  PAGE 68	F1530  PAGE 68	F1540  PAGE 69	F1550  PAGE 69
F1560  PAGE 70	F1570  PAGE 70	F1580  PAGE 71	F1590  PAGE 71	F1590-90  PAGE 71	F1600-C  PAGE 72	F1620-C  PAGE 72
F1640/-L  PAGE 73	F1650 F1650-G  PAGE 74	F1660  PAGE 74	F1670  PAGE 74	F1720  PAGE 75	F1760-FL  PAGE 75	F1780  PAGE 75
F1790  PAGE 75	F1810  PAGE 76	F1820  PAGE 76	F1830-P F1830-PL  PAGE 77	F1840  PAGE 78	F1860  PAGE 78	F1870  PAGE 78

PICTORIAL INDEX

F1340-TFB TO F1870


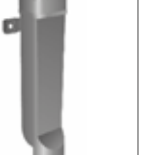


PICTORIAL INDEX

PICTORIAL INDEX

F1880 TO R1200-RS

F1880 F1890  PAGE 78	F1900 F1910  PAGE 79	F1920  PAGE 80	PODIUM DRAINS  PAGES 81-82	T1000 T1100-4  PAGE 85	T1150-F T1200-F  PAGE 85	T1320-FL  PAGE 86	T1350-FL  PAGE 86	T1400  PAGES 88-92	T2000  PAGES 93-96
FS1520(-FL)  PAGE 101	FS1530(-FL)  PAGE 102	FS1720(-FL)  PAGE 103	FS1730(-FL)  PAGE 104	FS1740(-FL)  PAGE 105	FS1750(-FL)  PAGE 106	FS1760(-FL)  PAGE 107			
FS1770  PAGE 108	FS1770-FL  PAGE 108	FS1790  PAGE 109	FS1920-FL  PAGE 110	FS1930-FL  PAGE 110	FS1940-FL  PAGE 110	FS1950  PAGE 111	FS1959  PAGE 111	FS1960  PAGE 111	
FS1970 FS1980 FS1990 FS2000  PAGE 112	MI-HUB MI-XHUB  PAGE 113	R1100  PAGE 126	R1100-EU  PAGE 126	R1100-F  PAGE 127	R1100-G  PAGE 128	R1100-JC  PAGE 128	R1100-PR  PAGE 128	R1100-PJ  PAGE 129	
R1100-RS  PAGE 129	R1100-90  PAGE 130	R1150  PAGE 130	R1200  PAGE 131	R1200-BUV  PAGE 132	R1200-EU  PAGE 132	R1200-F  PAGE 133			
R1200-G  PAGE 133	R1200-HC  PAGE 134	R1200-JC  PAGE 134	R1200-PR  PAGE 135	R1200-PR15  PAGE 135	R1200-R  PAGE 136	R1200-RS  PAGE 136			

PICTORIAL INDEX

R1200-SO  PAGE 137	R1200-W  PAGE 138	R1200-Z  PAGE 138	R1200-90  PAGE 139	R1200-SR  PAGE 146	R1200-R-SR  PAGE 146	R1270-SR  PAGE 147	
R1220  PAGE 140	R1220-EU  PAGE 140	R1220-G  PAGE 140	R1220-JC  PAGE 141	R1220-PR  PAGE 141	R1220-R  PAGE 141	R1220-RS  PAGE 141	
R1250  PAGE 142	R1260  PAGE 142	R1270  PAGE 143	R1300T  PAGE 148	R1310  PAGE 148	R1320T  PAGE 149	R1330  PAGE 149	
R1400  PAGE 150	R1410  PAGE 151	R1420  PAGE 151	R1510  PAGE 152	R1520  PAGE 152	R1530  PAGE 153	R1640  PAGE 153	
R1810  PAGE 154	R1820  PAGE 154	R1850  PAGE 154	R1900  PAGE 155	R1930  PAGE 155	R1940  PAGE 156	R1940-SJ  PAGE 157	R1960  PAGE 158
R1960-F  PAGE 158	GREEN ROOF DRAINS  PAGES 159-164	C1000-R  PAGE 168	C1100-R  PAGE 168	C1100-RC  PAGE 169	C1100-RFC  PAGE 169	C1100-S  PAGE 170	C1100-T  PAGE 170

PICTORIAL INDEX

R1200-SO to C1100-T














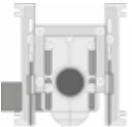











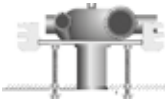


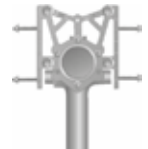


















PICTORIAL INDEX

PICTORIAL INDEX

C1100-TS TO MI-FISH

<p>C1100-TS</p>  <p>PAGE 171</p>	<p>C1100-UR</p>  <p>PAGE 171</p>	<p>C1100-US</p>  <p>PAGE 172</p>	<p>C1100-XR</p>  <p>PAGE 172</p>	<p>C1100-XS</p>  <p>PAGE 173</p>	<p>C1200-C-R</p>  <p>PAGES 173-174</p>	<p>C1222,3,4</p>  <p>PAGE 175</p>	
<p>C1226,8</p>  <p>PAGE 175</p>	<p>C1230 C1230-WF</p>  <p>PAGE 176</p>	<p>C1300-R C1300-S</p>  <p>PAGE 177</p>	<p>C1300-UR C1300-US</p>  <p>PAGE 177</p>	<p>C1310</p>  <p>PAGE 177</p>	<p>C1300-MF</p>  <p>PAGE 178</p>	<p>C1400</p>  <p>PAGE 178</p>	
<p>C1400-RD</p>  <p>PAGE 179</p>	<p>C1430 C1430-RD</p>  <p>PAGE 179</p>	<p>C1440, R, RD, S</p>  <p>PAGE 180-181</p>	<p>C1450, R, RD, S</p>  <p>PAGE 182-183</p>	<p>C1460, R, RD, S</p>  <p>PAGE 184-185</p>	<p>C1474X C1476X</p>  <p>PAGE 186</p>	<p>C1500</p>  <p>PAGE 187</p>	
<p>C1600</p>  <p>PAGE 187</p>	<p>ACCESS DOORS</p>  <p>PAGE 188</p>	<p>BIG MAX LIL MAX</p>  <p>PAGES 190-195</p>	<p>MI-G</p>  <p>PAGE 205</p>	<p>MI-G-L</p>  <p>PAGE 205</p>	<p>XL-MI-G</p>  <p>PAGE 206</p>	<p>MI-G-SD</p>  <p>PAGE 207</p>	<p>MI-G-SDH MI-G-L-SDH</p>  <p>PAGE 208</p>
<p>MI-CS</p>  <p>PAGE 209</p>	<p>MI-CSD</p>  <p>PAGE 209</p>	<p>MI-O</p>  <p>PAGE 210</p>	<p>MI-O-HU</p>  <p>PAGE 211</p>	<p>MI-OS</p>  <p>PAGE 212</p>	<p>MI-HAIR</p>  <p>PAGE 212</p>	<p>MI-SOLID</p>  <p>PAGE 212</p>	
<p>MI-SOLID-SA</p>  <p>PAGE 213</p>	<p>MI-SOLID-TA</p>  <p>PAGE 213</p>	<p>MI-SAND</p>  <p>PAGE 214</p>	<p>MI-SD</p>  <p>PAGE 214</p>	<p>MI-HEL</p>  <p>PAGE 215</p>	<p>MI-SAND/OIL</p>  <p>PAGE 215</p>	<p>MI-FISH</p>  <p>PAGE 216</p>	

PICTORIAL INDEX

MI-LINT  PAGE 216	MI-RICE  PAGE 217	MI-G-AD  PAGE 218	MI-E-G  PAGE 219	MI-E-O  PAGE 220	MI-E-O-HU  PAGE 221	MI-G-BO  PAGE 222		
XL-MI-O-BO  PAGE 222	MI-O-BO  PAGE 222	MI-G-LID  PAGE 222	SHIFT AND LIFT  PAGE 230	MC-10 MC-10D  PAGE 232	MC-10-HS  PAGE 233	MC-10-HDX  PAGE 238	MC-10-EXT MC-10D-EXT  PAGE 234	MC-10-27 MC-10D-27  PAGE 235
MC-10D-27-37  PAGE 236	MC-10-27-37-HS  PAGE 237	MC-12  PAGE 240	MC-12-HS  PAGE 241	MC-13 MC-13D  PAGE 242	MC-13-HS  PAGE 243	MC-14  PAGE 244	MC-14-HS  PAGE 245	MC-15  PAGE 246
MC-15-HS  PAGE 247	MC-21  PAGE 248	MC-24  PAGE 248	MC-25  PAGE 248	MC-26  PAGE 249	MC-27  PAGE 249	MC-28  PAGE 249	MC-31  PAGE 250	
MC-32  PAGE 250	MC-33  PAGE 251	MC-34  PAGE 251	MC-35  PAGE 252	MC-36 TO MC-39D  PAGE 252	MC-41-TR  PAGE 253	MC-40  PAGE 254		
MC-41  PAGE 254	MC-41D  PAGE 255	MC-41-R  PAGE 255	MC-41D-R  PAGE 256	MC-42  PAGE 256	MC-42D  PAGE 257	MC-42-R  PAGE 257		









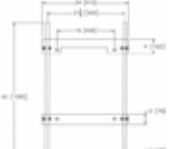































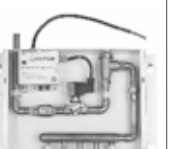
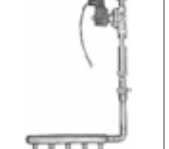
PICTORIAL INDEX

MI-LINT TO MC-42-R

PICTORIAL INDEX

PICTORIAL INDEX

MC-42D-R TO MI-200

<p>MC-42D-R</p>  <p>PAGE 258</p>	<p>MC-51 MC-51-LP</p>  <p>PAGE 259</p>	<p>MC-53</p>  <p>PAGE 259</p>	<p>MC-54</p>  <p>PAGE 259</p>	<p>MC-55</p>  <p>PAGE 259</p>	<p>MC-56</p>  <p>PAGE 260</p>	<p>MC-60</p>  <p>PAGE 260</p>
<p>MC-70</p>  <p>PAGE 261</p>	<p>SPECIALTY FIXTURE CARRIERS</p>  <p>PAGES 262-263</p>	<p>MHY-10, 15, 16</p>  <p>PAGE 271</p>	<p>MHY-20, 25, 26</p>  <p>PAGE 271</p>	<p>MC-30</p>  <p>PAGE 272</p>	<p>MC-35</p>  <p>PAGE 272</p>	<p>MHY-40</p>  <p>PAGE 273</p>
<p>MHY-45</p>  <p>PAGE 273</p>	<p>MHY-50</p>  <p>PAGE 274</p>	<p>MHY-55</p>  <p>PAGE 274</p>	<p>HYDRANT BOXES</p>  <p>PAGE 275</p>	<p>HYDRANT REPAIR KITS</p>  <p>PAGE 279</p>	<p>MHY-58</p>  <p>PAGE 276</p>	<p>MHY-60</p>  <p>PAGE 277</p>
<p>MHY-61</p>  <p>PAGE 277</p>	<p>MHY-65, 66</p>  <p>PAGE 278</p>	<p>MHY-68</p>  <p>PAGE 278</p>	<p>MHY-90, 91, 92</p>  <p>PAGE 279-280</p>	<p>BV1000</p>  <p>PAGE 281</p>	<p>BV1200-R</p>  <p>PAGE 281</p>	<p>BV1210</p>  <p>PAGE 282</p>
<p>BV1250</p>  <p>PAGE 282</p>	<p>BV1260</p>  <p>PAGE 282</p>	<p>BV1280</p>  <p>PAGE 283</p>	<p>BV1290</p>  <p>PAGE 283</p>	<p>BV1300</p>  <p>PAGE 284</p>	<p>TS1000</p>  <p>PAGE 284</p>	<p>MI-940</p>  <p>PAGE 286</p>
<p>MI-950</p>  <p>PAGE 286</p>	<p>MI-950-F</p>  <p>PAGE 286</p>	<p>MI-CAG</p>  <p>PAGE 287</p>	<p>MI-GAP-NPB</p>  <p>PAGE 287</p>	<p>MI-GRILL</p>  <p>PAGE 287</p>	<p>MI-100</p>  <p>PAGE 293</p>	<p>MI-200</p>  <p>PAGE 293</p>

PICTORIAL INDEX

<p>MI-300</p>  <p>PAGE 293</p>	<p>M-500-NPB</p>  <p>PAGE 292</p>	<p>MI-DU</p>  <p>PAGE 292</p>	<p>MI-TSP-NPB</p>  <p>PAGE 292</p>	<p>MI-GARD</p>  <p>PAGE 296</p>		<p>MI-600</p>  <p>PAGE 294</p>
<p>MI-600-50</p>  <p>PAGE 294</p>	<p>MI-700</p>  <p>PAGE 295</p>	<p>MI-730</p>  <p>PAGE 294</p>	<p>MI-750</p>  <p>PAGE 295</p>	<p>MI-800</p>  <p>PAGE 285</p>	<p>MI-830</p>  <p>PAGE 285</p>	<p>MI-850</p>  <p>PAGE 285</p>
<p>MI-860</p>  <p>PAGE 285</p>	<p>MWH-NPB</p>  <p>PAGE 300</p>	<p>WHB</p>  <p>PAGE 300</p>	<p>WHS</p>  <p>PAGE 301</p>	<p>A1 BODY A2 BODY A3 BODY</p>  <p>PAGE 302</p>	<p>PARTS, CLAMPS</p>  <p>PAGE 303</p>	<p>CLAMPS, HARDWARE, PARTS</p>  <p>PAGE 304</p>
<p>PARTS, HARDWARE, SPACERS</p>  <p>PAGE 304</p>	<p>F 4" ROUND FUNNEL STRAINER</p>  <p>PAGE 306</p>	<p>TOP ASSEMBLIES</p>  <p>PAGE 307</p>	<p>FLOOR SINK GRATES</p>  <p>PAGE 308</p>	<p>FLOOR SINK PARTS</p>  <p>PAGE 309</p>	<p>ROOF DRAIN PARTS</p>  <p>PAGE 310</p>	<p>CLEANOUT PARTS</p>  <p>PAGES 311-312</p>
<p>INTERCEPTOR PARTS</p>  <p>PAGE 313</p>	<p>CARRIER PARTS</p>  <p>PAGE 316-317</p>	<p>CROSS REFERENCE</p> <p>JOSAM</p> <p>—</p> <p>MIFAB</p> <p>PAGE 320</p>	<p>CROSS REFERENCE J.R. SMITH</p> <p>J. R. SMITH</p> <p>—</p> <p>MIFAB</p> <p>PAGE 324</p>	<p>CROSS REFERENCE WADE</p> <p>WADE</p> <p>—</p> <p>MIFAB</p> <p>PAGE 332</p>	<p>CROSS REFERENCE WATTS</p> <p>WATTS</p> <p>—</p> <p>MIFAB</p> <p>PAGE 335</p>	<p>CROSS REFERENCE ZURN</p> <p>ZURN</p> <p>—</p> <p>MIFAB</p> <p>PAGE 343</p>

PICTORIAL INDEX

MI-300-50 TO PARTS

OUR REPUTATION IS STAINLESS

KEY FEATURES AND BENEFITS:

- Modular system with fewer parts, reduced confusion on job site, and fewer returns.
- Standard A1 body serves as a floor drain, cleanout and roof drain. This reduces inventory.
- Cast 304 stainless steel grates and cleanout covers for same price as nickel bronze. Prevents dishing, corrosion and discoloration.
- 4" NPSM threads at top of A1 body allows drain to be installed without membrane clamp for non-waterproof slab on grade floors.
- A1 body with no hub connection is only 3" deep for compact rough-in.
- A1 body always shipped tapped and plugged for trap seal primer connection.
- All area drain grates are adjustable and made of ductile iron with a load rating of over 10,000 lbs. for maximum on site adjustment and load bearing.
- Closet and lavatory carriers designed and packaged with features to save installation time and handling cost.

NOW YOU CAN SPECIFY STAINLESS STEEL AT THE SAME PRICE AS NICKEL BRONZE. SPECIFY MIFAB STAINLESS FOR A LASTING IMPRESSION



INTRODUCTION

AREA DRAIN FEATURES

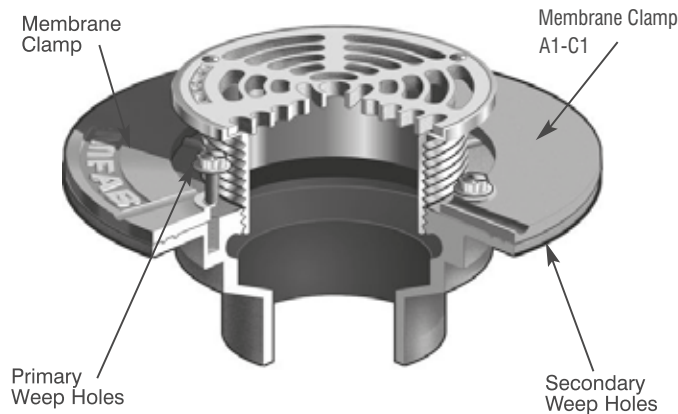


MIFAB AREA DRAIN STANDARD BENEFITS

- Ductile iron grate offers greater than 10,000 lb. load rating.
- Non-tilt grate is safer in all traffic areas.
- 3/8" slots prevent large debris from entering the drainage system.
- Fully adjustable top assembly for ease of installation.
- Stainless Steel at the same price as Nickel Bronze.

Introduction to the MIFAB[®] Specification Catalog

The beginnings of the modern specification drainage product can be traced back to the early part of the twentieth century. Architects began to demand a drain with secondary drainage to protect both the aesthetics and structural integrity of their buildings. Until this time, a drain was usually nothing more than a grate fitted in the end of a pipe which terminated at the floor level. Unfortunately, this led to water seeping around the pipe and the ruining of ceilings, etc., in the floors below. The design of a drain with secondary drainage meant that a drain body had to be designed that allowed weepholes to remove water that may seep around the rim of the drain. Since then, architects and mechanical designers have been able to specify products that featured a variety of design considerations that were made necessary by the rapidly changing building techniques we have experienced since the beginning of the twentieth century. As we built both higher and faster, architects and engineers realized the need for a drain with not



only secondary drainage, but also a clamping device to secure a waterproofing membrane in multi-story buildings. These developments ushered in the era of competition in the specification drainage market, as new manufacturers duplicated and expanded upon the products of those who had produced before. More recently, the advent of the adjustable drain and the floor mounted carrier for off the floor fixtures added to the already overwhelming variety of specifiable products available to the architect and mechanical designer. Today, a specifier can choose from literally thousands of products from many manufacturers. A mechanical designer has to be careful at every turn to make sure he has decided between non tilt or tractor grates, between ductile and gray cast iron, between adjustable and non-adjustable top assemblies, heel proof or non heel proof grates. In short, a baffling array of options that do little to improve the basics of the design, i.e. free area and load bearing characteristics.

The MIFAB[®] Advantage

A logical, function driven product line that replaces confusion with simplicity and offers all the features required by today's building practices without all the unnecessary duplication.

The MIFAB® Design

Among the many outstanding design features of the MIFAB product line, the following are unique:

- **Bodies/Modular design.** The majority of floor drains, roof drains and cleanouts illustrated in this catalog incorporate the use of only three different bodies. The A1 body is used with floor drains, roof drains and cleanouts which are subject to pedestrian or heavy traffic loads and low flow



rates. The shallow design of the A1 body allows for installation in slabs of minimum thickness. **Because a membrane clamp is usually not required (the majority of drains and cleanouts are installed slab on grade), MIFAB's A1 body design incorporates an integral female thread (4" N.P.S.M.) to receive adjustable strainers or cleanout tops.**

The A2 body with a 6" deep sump is used for floor and roof drains for most other applications. The A3 body with the 12" deep sump is designed for high flow applications in floors or roofs.


- **Top Assemblies/Modular Design.** MIFAB introduces the F1000/C1000 Series floor drains and cleanouts with Type CF8 (304) cast stainless steel strainers/top assemblies. This material offers superior corrosion resistance and will not discolor due to oxidization as well as the heavy duty load bearing characteristics of stainless steel.



MIFAB's adjustable round and square top assemblies for unfinished areas incorporate

standard ductile iron grates which insure flush installation of the drains at the low point of the drainage area to be serviced and eliminates any unwanted movement or dish of the grate due to heavy wheel loads. These top assemblies are available with optional stainless steel veneers to provide an attractive and heavy-duty installation in any application where an area drain with a cast or ductile iron grate alone would be unsightly, such as public promenade areas.

- **Maximum 3/8" wide grate drainage slots.** This eliminates the need for the designer to differentiate between regular and pedestrian grates. In addition these narrow slots restrict solids from entering the drain, which reduces the need for a sediment bucket or secondary strainer, both of which can reduce the flow rate of the drain by as much as 60%.



- **Other Modular Options.** MIFAB's roof drain clamps are interchangeable as flashing clamp rings, deck clamps and extensions. This greatly simplified system eliminates a significant number of parts found in other manufacturer's designs.



- **Cleanouts.** MIFAB's cleanout design incorporates a combined gasketed cover and cleanout plug at floor level which insures the cleanout will be gas tight so long as the cover/plug is in place. The elimination of secondary plugs made of plastic, brass or iron assures quick and simple emergency access to the drain line. An exclusive O-ring on the adjusting threads insures 100% test seal. When MIFAB's C1000-3 stainless steel Series is specified, you can be assured that this cleanout will not discolor or dish for the life of the building.

- **Carrier Fittings for off the floor Water Closets.** MIFAB's unique design allows one carrier to be used for most standard or ADA rough in heights. In addition a reversible faceplate allows the installation of either siphon jet or blow-out bowl closets. Carriers are designed for any type of wall construction. Compact design insures minimum pipe space requirement.

- **Availability/Cost** MIFAB products are inventoried by full-line distributors in major cities throughout North America. Modular, interchangeable parts ensure fast delivery. MIFAB's products are realistically priced and in all cases are competitive with products of similar design and materials.

Materials and Finishes

MIFAB Stainless Steel, Suffix -3 Mifab cast stainless steel strainers are produced in Type CF8 (304) stainless steel which is an 18-8 austenitic stainless steel possessing excellent corrosion resistant characteristics. Fabricated SS veneers are formed from Type 304 SS sheet. Both cast & stainless products are polished to a number 4 satin finish. In highly corrosive areas strainers and cleanout covers are available with the option -29, Type 316 stainless steel. Body and collars assemblies in highly corrosive areas may be specified in solid cast Type 304 (-28) or solid cast Type 316 (-29).

MIFAB Nickel Bronze Suffix -1 MIFAB nickel bronze is a copper/nickel alloy (copper alloy 997) that is broadly used for adjustable strainers, funnels and cleanout tops and as veneers on standard ductile iron tops. **In areas where there is a concern for discoloration due to oxidization, MIFAB stainless steel strainers, cleanout covers and area drain assemblies are recommended to be specified with solid cast strainers or cast or fabricated SS veneers.**

MIFAB Acid Resistant Porcelain Enamel -A.R.E. Acid resistant porcelain enamel is a vitreous or glassy inorganic coating bonded to metal by fusion at a high temperature above 800°F. This coating is extremely hard and is ideal for sanitation in drainage applications. MIFAB's acid resistant porcelain enamel coating conforms to the requirements of F.D.A. (Food and Drug Administration) Regulation 21-CFR5 117.1360.

MIFAB Ductile Iron Suffix -4 Most MIFAB ferrous grates are supplied in ductile iron that has superior shock resisting qualities in addition to greater strength when compared to gray iron.

MIFAB's ductile iron complies to ASTM specification A 536-84, Grade 60-45-10. Recommended for all areas subjected to heavy vehicular traffic. Ductile iron also exhibits superior corrosion resistance when compared to regular gray iron.

MIFAB Coated Cast Iron Suffix -50 All MIFAB floor drain, roof drain and cleanout bodies, collars and clamping rings are manufactured with cast iron material that conforms to ASTM specification for Gray Iron Castings A 48-83, Class 25. MIFAB cast iron has excellent resistance to corrosion in normal drainage applications because of the high quality coating which prevents rusting or discoloration in normal applications.

MIFAB Acid Resistant Epoxy Coating, Suffix -11 Acid resistant epoxy coating is a baked-on powder coating, which produces a smooth, hard, high gloss finish. This epoxy based coating offers high impact resistance and long life expectancy in all applications. MIFAB's -11 coating conforms to the requirements of the F.D.A. (Food and Drug Administration) Regulation 21-CFR5 117.1360.

MIFAB Galvanized Cast Iron, Suffix -13 MIFAB galvanized cast iron is a process applied to specially prepared gray or ductile iron castings. This coating contains 95% zinc and increases longevity and is recommended where the discoloration or oxidization of iron or steel is objectionable. Galvanizing is recommended in coastal or industrial areas where a corrosive atmosphere may be encountered. MIFAB galvanizing meets or exceeds Government specification MIL-P-26433, MIL-P-21035, MIL-P 26915A and MIL-C-10578 (Type II). It also meets ASTM A239-89.

MIFAB Aluminum: Casting grade 319. This is an alloy that contains silicon and copper. It is a solid cast metal.

DYNAC?

(Do you need a clamp?)

Except for MIFAB, the specification drain manufacturers include a membrane clamp in most, if not all of their floor and area drains **to receive** fixed (non-adjustable) or adjustable top assemblies.

Most floor and area drains are installed in "slab on grade" areas where no waterproofing membrane is required.

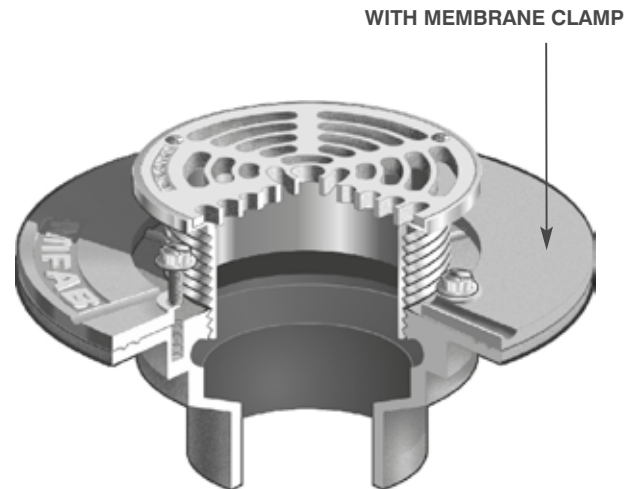

The MIFAB body design incorporates a female thread to accept adjustable top assemblies up to 9" diameter or 8" square and lugs on the larger bodies which receive top assemblies 12" diameter and larger. **THIS FEATURE SIGNIFICANTLY REDUCES THE INSTALLED COST OF MOST FLOOR AND AREA DRAINS BECAUSE THE INSTALLER CAN AVOID USING AND PAYING FOR THE CLAMP RING.**

When MIFAB drains are installed in waterproofed areas, an optional (Suffix -C) membrane clamp is available.

INTRODUCTION

Non membrane floors
(no waterproofing)
(90% of "on grade"
applications)


Membrane floors
(with waterproofing)
(10% of applications)



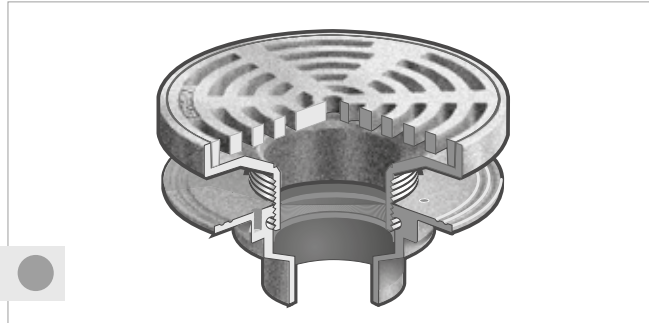
Specify MIFAB'S floor drains with heavy duty stainless steel strainers **FOR THE SAME PRICE** as conventional floor drains with membrane clamps and light duty nickel bronze strainers.

THE MIFAB MODULAR SYSTEM

A Floor Drain



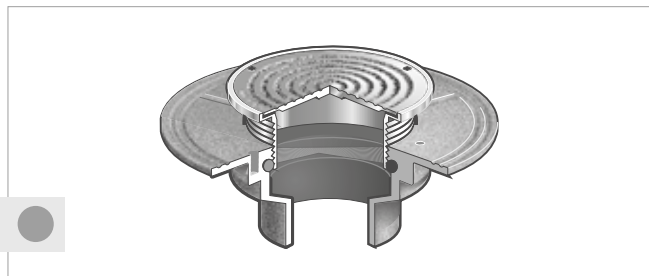
Is an Area Drain



Is a Roof Drain



Is a Cleanout



INTRODUCTION

DYNAC

(DO YOU NEED A CLAMP?)

In 90% of today's "slab on grade" installations, there is no need for a membrane clamp, as there is no waterproofing membrane installed. Because MIFAB's unique design allows the strainer assembly to install directly into the throat of the drain body, the use of a membrane clamping collar is optional.

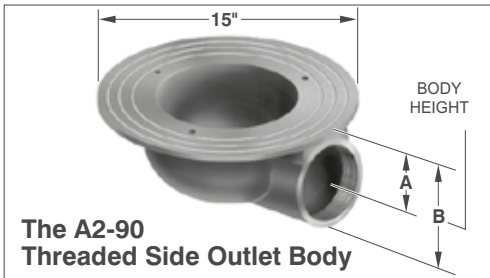
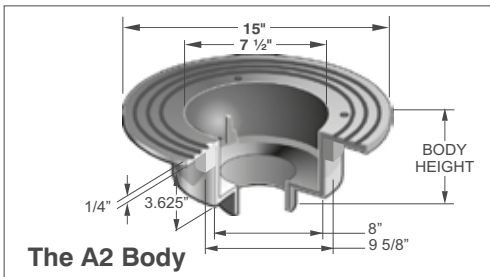
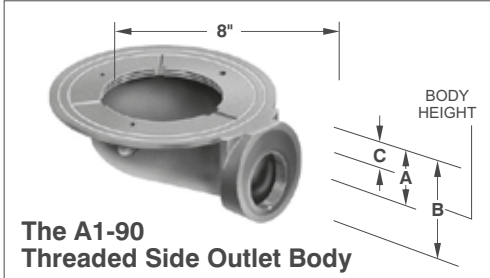
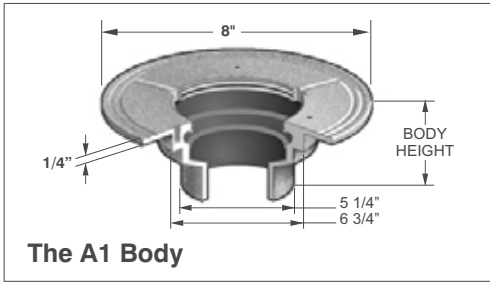
**This is an opportunity for cost savings.
Why use a drain with a membrane clamp if it is not necessary?**

The MIFAB Modular System

DRAIN BODY DIMENSION HEIGHTS

DRAIN BODY DIMENSION HEIGHTS

DRAIN BODY DIMENSION REFERENCE CHARTS



A1 BODY HEIGHT						
PIPE SIZE	PVC (-30) ABS (-31)	NO HUB (STANDARD)	PUSH ON (P)	THREADED (T)	INSIDE CAULK (X)	STAINLESS STEEL (-28)
2"	2 5/8"	3"	3 3/8"	2 1/4"	3 3/4"	2 3/4"
3"	3 1/4"	3"	3 3/8"	2 5/8"	3 3/4"	2 3/4"
4"	3 1/2"	3"	3 3/8"	2 5/8"	3 3/4"	2 3/4"
5"	-	3"	-	2 5/8"	6 7/8"	-
6"	-	3 1/2"	6 7/8"	-	-	-

*Specify POG-6 for C.I. pipe and POG-6-PVC for PVC pipe. 2", 3", 4" sizes use same gasket.

A1-6NH-7



A1-90 THREADED SIDE OUTLET BODY HEIGHT				
MODEL NUMBER	PIPE SIZE	"B" BODY HEIGHT	"A" FLANGE TO CENTER OF OUTLET	"C" FLANGE TO TOP OF OUTLET
A1-2T-90-7	2"	3 5/8"	2 1/4"	5/8"
A1-3T-90-7	3"	6 1/8"	3 1/2"	-
A1-4T-90-7	4"	6 1/8"	3 1/4"	-

A1-90 NO HUB SIDE OUTLET BODY HEIGHT				
MODEL NUMBER	PIPE SIZE	"B" BODY HEIGHT	"A" FLANGE TO CENTER OF OUTLET	"C" FLANGE TO TOP OF OUTLET
A1-2-90-NH-7	2"	3 1/2"	2 3/8"	1 1/8"
A1-3-90-NH-7	3"	4 3/8"	2 5/8"	1"
A1-4-90-NH-7	4"	5 3/8"	3 1/8"	1"

A2 BODY HEIGHT					
PIPE SIZE	NO HUB (STANDARD)	PUSH ON (P)	THREADED (T)	INSIDE CAULK (X)	PVC (-30) ABS (-31)
2"	5 3/4"	5 1/2"	6 1/2"	6 1/2"	6 3/4"
3"	5 3/4"	5 1/2"	6 5/8"	6 1/2"	7 1/2"
4"	5 3/4"	5 1/2"	5 1/2"	6 1/2"	7 5/8"
5"	5 3/4"	-	6 5/8"	6 3/4"	-
6"	7 1/4"	5 5/8"	5 5/8"	6 1/2"	-
8"	5 7/8"	-	-	See note*	-

*FOR DRAINS REQUIRING AN 8" INSIDE CAULK CONNECTION, USE A7-8X BODY

A2-90 THREADED SIDE OUTLET BODY HEIGHT				
MODEL NUMBER	PIPE SIZE	"B" BODY HEIGHT	"A" DIMENSION THREADED OUTLET	"A" DIMENSION NO HUB OUTLET
A2-2T-90-7	2"	5 3/4"	4"	3 7/8"
A2-3T-90-7	3"	5 3/4"	3 1/2"	3 3/8"
A2-4T-90-7	4"	5 3/4"	3 3/8"	2 7/8"

A2-90 NO HUB SIDE OUTLET BODY HEIGHT				
MODEL NUMBER	PIPE SIZE	"B" BODY HEIGHT	"A" DIMENSION THREADED OUTLET	"A" DIMENSION NO HUB OUTLET
A2-2-90-NH-7	2"	5"	4"	2 3/4"
A2-3-90-NH-7	3"	5"	3 1/2"	1 3/4"
A2-4-90-NH-7	4"	5"	2 7/8"	5/8"

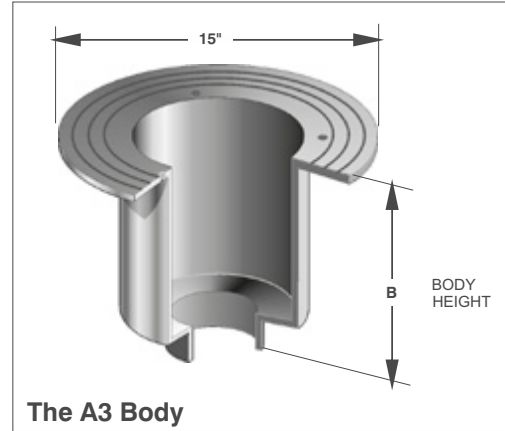
FLOOR AND AREA DRAINS

DRAIN BODY DIMENSION HEIGHTS DRAIN BODY DIMENSION REFERENCE CHARTS

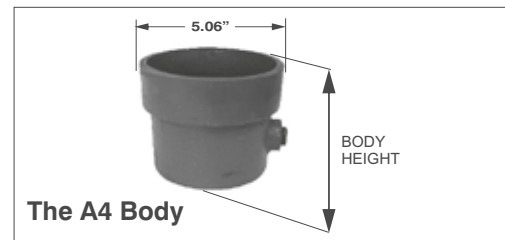
DRAIN
BODY
DIMENSION
HEIGHTS

A3 BODY HEIGHT					
PIPE SIZE	NO HUB STANDARD	PUSH ON (P)	THREADED (T)	INSIDE CAULK (X)	PVC (-30) ABS (-31)
2"	12 1/4"	12 1/2"	11 1/2"	13"	11 3/4"
3"	12 1/4"	12 5/8"	11 7/8"	13"	12 1/2"
4"	12 3/8"	12 5/8"	11 7/8"	13"	12 5/8"
5"	12 3/8"	-	11 7/8"	16"	-
6"	12 5/8"	16"	-	-	-

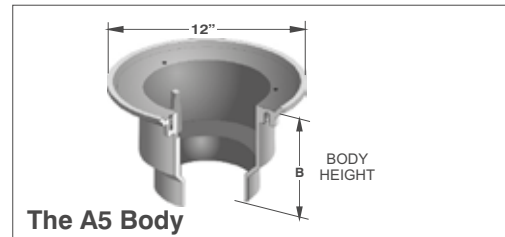
Note: The A3 body is manufactured as a transition body and requires an A1 body assembled to it to form the outlet connection



A4 BODY HEIGHT			
PIPE SIZE	NO HUB (STANDARD)	PUSH ON (P)	PVC (-30) ABS (-31)
2"	4"	4 3/8"	3 5/8"
3"	4"	4 3/8"	4 5/16"
4"	4"	4 3/8"	4 11/16"

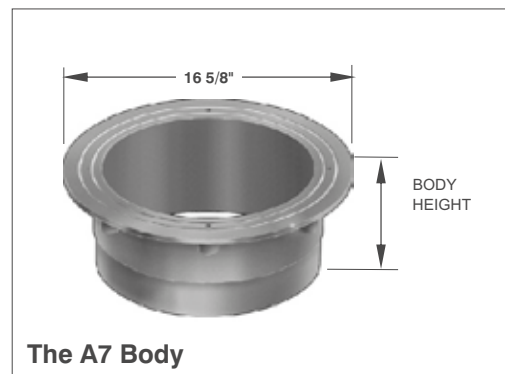


A5 BODY HEIGHT		
PIPE SIZE	NO HUB (STANDARD)	INSIDE CAULK (X)
2"	6 1/2"	6.575"
3"	6 1/2"	6.575"
4"	6 1/2"	6.575"
6"	6 1/2"	6.575"




A7 BODY HEIGHT		
PIPE SIZE	NO HUB OUTLET (STANDARD)	INSIDE CAULK OUTLET (X)
8"	See note*	5 3/4"
10"	5 5/8"	-
12"	5 5/8"	-

*For Drains Requiring and 8" No-Hub connection, use A2-8NH body



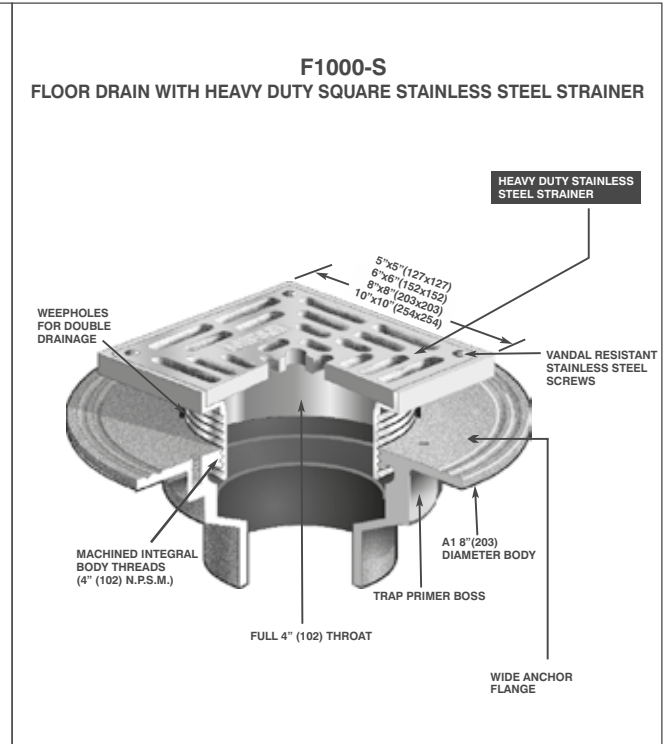
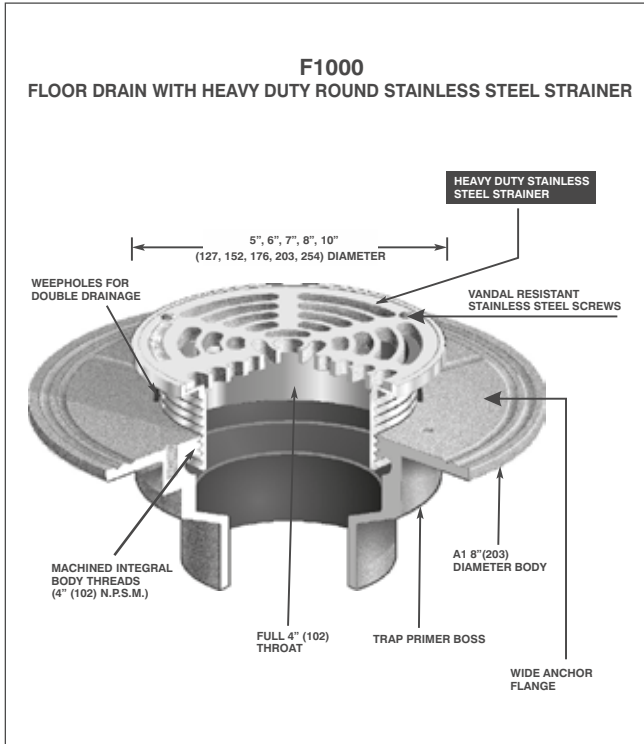
A8 BODY HEIGHT		
PIPE SIZE	NO HUB (STANDARD)	INSIDE CAULK (X)
2"	4 1/8"	5.05"
3"	4 1/8"	5.05"
4"	4 1/8"	5.05"
5"	4 1/8"	5.05"
6"	4 1/8"	5.05"





FLOOR AND AREA DRAINS

MIFAB FLOOR DRAIN FEATURES

FLOOR AND AREA DRAINS



MIFAB AREA DRAIN FEATURES



MIFAB Floor Drain Selection Guide

Floor drains and accessories combine to form the upstream or entrance terminals of a building's floor drainage system. Area drains serve in a similar capacity for drainage of surface areas immediately adjacent to the building. The selection and specification of drains for interior floor areas and exterior surface areas merit careful consideration. Such factors as size, shape, function and anticipated drainage requirements of the area must be taken into account when planning for adequate and proper drainage of the area. These elements are of equal importance when sizing and locating the drains and drainage lines to which they are connected. Furthermore, many factors concerning plumbing and building codes apply, so it is recommended that they be consulted at the outset of selection and specification considerations.

SIZING

The potential volume of drainage to be accommodated by drains serving interior areas can, as a rule, be calculated with reasonable accuracy using the total amount of water within the area as a basis for sizing. The area's function as well as types of water use equipment used within the area must be considered. For example, a public restroom, with its numerous types of water use fixtures, must include drains sized and located to handle potential overflow due to stoppage as well as routine custodial waste from cleaning byproducts. In addition to plumbing fixtures, water requiring floor drainage emanates from man's sources such as run-off from vehicles in garage areas, condensate waste and processed water discharge from equipment hose stations, and emergency drainage as from sprinkler systems or spills. It is a good practice to provide floor drains in any area where a water source is located. Moreover floor drains should be adequately sized and strategically located to avoid standing water on the floor, a potentially hazardous condition. Sizing of area drains for surfaces adjacent to the building is normally based on rainfall and size of the area to be drained. Information concerning such sizing is provided in the MIFAB Roof Drain section of this catalog. Placement of area drains depends on the

topography of the area with drains placed at the low points where run-off is anticipated.

SPECIFIC POINTS FOR CONSIDERATION

After the preceding drainage requirements have been resolved and the drainage piping system is developed, the proper floor and area drains to serve the system must be selected and specified. There are a number of points to consider for such selection, knowledge of which will be of assistance in arriving at the proper decision. Comprehensive information on each of the following points for consideration is essential:

- location requirements
- floor construction
- traffic conditions
- drain top and outlet sizes
- drain top, materials and appearance
- trapping of sediment
- backflow prevention
- indirect waste
- drain outlet connections

LOCATION REQUIREMENTS

The locations within and adjacent to the building structure which require provisions for drainage are many. Some significant locations for which drains must be selected are toilet and shower rooms, boiler and equipment rooms, basements, garage and parking areas, kitchens, laundry, utility and service rooms, elevator pits, entry areas, machining and processing areas, refrigeration rooms.... the list goes on and on. Drains should be considered and selected for any location where water is supplied and surface drainage must be accommodated.

FLOOR CONSTRUCTION

Floor construction has a distinct influence on drain selection and therefore must be considered at the outset of the selection process. Such elements as slab type and thickness, surface finish, depth of fill, waterproofing membrane and/or finishing materials will influence the selection. Installation drawings, on pages iv through vii of this section, depict various MIFAB floor drains in different types of construction for reference.

MIFAB Floor Drain Selection Guide (Cont'd)

TRAFFIC CONDITIONS

Once installed, floor drains become integral components of the floor or area in which they are located. Therefore, the drain selected for each installation must have tops or grates capable of sustaining the type of load to be supported by the floor. This is particularly significant where drains selected are installed in traffic locations. It is recognized that top-loading requirements vary with the location, type of construction and service conditions. These requirements for floor and area drains are addressed in American National Standards Institute, Floor Drains, ANSI A112.6.3-2001.1M-2001 with the following five top loading classifications:

LIGHT DUTY - all grates having safe live load under 2000 lbs.

MEDIUM DUTY - all grates having safe live load between 2000 and 4999 lbs.

HEAVY DUTY - all grates having safe live load between 5000 and 7499 lbs.

EXTRA HEAVY DUTY - all grates having safe live load between 7500 and 10,000 lbs.

SPECIAL DUTY - all grates having safe live load over 10,000 lbs. shall be considered special and treated accordingly

The safe live load is computed by dividing the load at failure by two when the grate is loaded in accordance with the test procedure stipulated in the standard. A 3 1/2" (89) diameter platen was used during the load rating test and applied to the center of the grate. Using these top-loading classifications as a guide when loading requirements for the drains in a given location have been determined, the duty type required can be selected. MIFAB floor drains in this catalog are duty rated as an aid to selection. For additional information where a rating is not clear for unusual service conditions, contact MIFAB Customer Service.

DRAIN TOP AND OUTLET SIZES

A drain's top size, regardless of its shape-round, square, etc.-influences the number and size of openings between support members, which in total account for the grate's open or free area. Normally, the larger the top the greater the free area. Free area is the key factor used in evaluating the grate's ability to permit sufficient drainage to enter the drain for efficient utilization of the drainage system and prevent build-up of water on the floor or area served by the drain. Codes and standards stipulate that for proper

drainage, interior floor drains should have a grate free area equal to one and one-half times the transverse area of the connecting pipe and exterior area drains, subject to rain-fall, two times that of the connecting pipe. Thus, it is important in the selection of floor and area drains to consider the top and outlet sizes as they relate to each other. The following tabulation, taken from ANSI Floor Drain Standard A112.6.3-2001.1M-2001 provides at a glance the grate free area requirements for outlet sizes, thus connecting pipes, based on the ratios given.

DRAIN OUTLET CONNECTION SIZE (SQ. INCHES)	TRANSVERSE AREA CONNECTING PIPE (SQ. INCHES)	GRATE FREE AREA, MINIMUM (SQ. INCHES)	
		INTERIOR	EXTERIOR
2	3.14	5.0	6.5
3	7.06	11.0	14.0
4	12.5	18.0	25.0
5	19.6	30.0	40.0
6	28.3	42.0	56.0

DRAIN TOP MATERIALS AND APPEARANCE

Cast iron is the primary material used in the production of floor drain components. MIFAB floor and area drains are cast in gray cast iron having a tensile strength of 25,000 to 30,000 psi. The ASTM specification for MIFAB's gray iron castings is A 48-83, class 25. Cast ductile iron tractor grates are usually recommended according to duty type for most locations where service, more than appearance, is the determining factor. For example, warehouses, equipment rooms, garages, basements, and service and machine areas in locations where severe service conditions, such as shock or impact loading are factors. Beyond ductility, ductile iron has superior strength to regular cast iron. The combination of strength and ductility make ductile iron the logical choice for such locations. In addition to our ductile iron grates for unfinished areas, MIFAB manufactures adjustable strainers of type CF8 (304) cast stainless steel. For larger capacity drains, with 7" to 24" top assemblies, MIFAB provides cast or fabricated stainless steel veneers polished to a number 4 satin finish. The use of stainless steel versus conventional nickel or polished bronze ensures that there will be no broken or dished grates or any discoloration due to oxidization. **Most MIFAB stainless steel top assemblies and strainers are priced competitively with our conventional nickel bronze products.**

MIFAB Floor Drain Selection Guide (Cont'd)

TRAPPING OF SEDIMENTS

There are few, if any, floors and areas that are free of sediments, debris, and bits of non-liquid waste that will gravitate to the floor drains. Such materials, if permitted to enter drains and drain lines unchecked, will inevitably lead to messy stoppage of the lines. Obviously proper custodial maintenance of the locations will preclude excessive amounts of such materials from entering the drains. However, the presence of a certain amount of debris is unavoidable. Therefore, preventive measures should be taken to assure free drainage without stoppage. Most MIFAB drains are designed with maximum 3/8" openings, which allows only solids that are transportable through the drainage system. Sediment buckets or baskets may be used in areas such as washrooms and showers to intercept valuables and hair. Floor drains, area drains and catch basins which have indicated openings in their grates in excess of 3/8" should have secondary strainers or sediment buckets specified in areas where sediments may clog drain lines. Specification of sediment buckets in all MIFAB drainage products may be indicated by specifying suffix -5.

BACKFLOW PREVENTION / TRAP SEAL PRIMING

Backflow through floor drains, a most undesirable and sometimes damaging condition, due to either clogged interior drain lines or overloaded sewers, can be effectively retained through employment of backwater valves. The most common type of backwater valve used in floor drains is the swing check and float types; either of which with proper maintenance will perform effectively for the purpose intended. When selecting drains for locations below curb or street elevation, where gravity drainage to the main sewer is planned, backwater valves should be used in any locations where backflow conditions could develop. When considering backflow prevention, it is the logical time to also consider prevention of inflow of noxious sewer gas. Most codes specify that floor drains shall connect into a trap and that the trap


seal be maintained to prevent the inflow of sewer gas. In locations where floor drains with integral traps or connected traps will be subject to infrequent use, evaporation with loss of trap seal is probable. Therefore such drains should be provided with trap seal primer connections, to permit hook-up of seal water replenishment piping from a trap seal primer valve to maintain the trap seal. Specify suffix -7



Backwater Valve Option -8

INDIRECT WASTE

In locations where equipment will be producing indirect waste such as condensation, which cannot be piped directly into the drainage system, the drainage is normally directed to a floor drain through discharge piping terminating above the drain. In these locations the floor drains should be equipped with funnels to direct the discharge into the drain and to

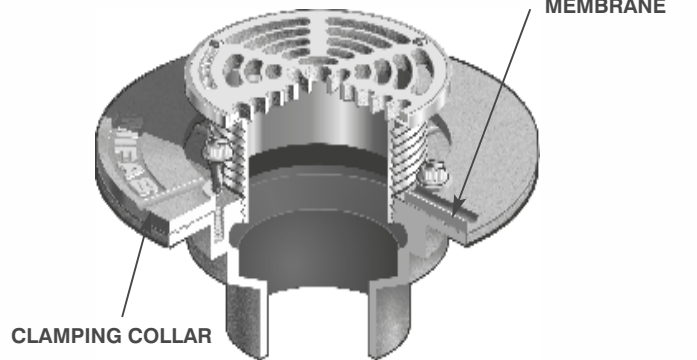


Funnels for Indirect Waste

avoid splashing. The remaining grate free area outside the funnel in such drains is open for normal floor drainage. Floor drains with funnels must not be installed in traffic areas. Round funnels accommodate drainage from a single indirect source, while oval funnels are designed to receive drawings from more than one source. MIFAB offers a broad range of independent funnels for attachment to floor drains of the specifier's choice, and floor drains featuring funnels as standard equipment. These products merit consideration when specifications for handling indirect drainage in such locations are being developed.

MIFAB Typical Floor Drain Installations

F1000-C

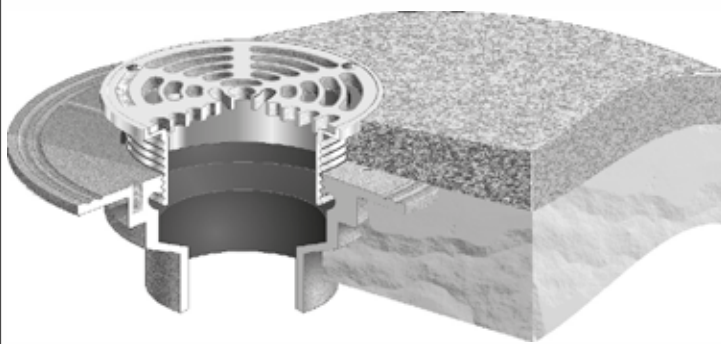


SHOWER ROOM DRAIN

Shower drains are available with round, square or rectangular grates of different sizes to provide the drainage capacity or shape desired. This drain is provided with a seepage flange and clamping means to secure the waterproofing membrane to the floor drain body. The strainer is vertically adjustable to allow for variations in finished floor thickness. The strainer at floor level is an attractive polished Stainless Steel, suffix -3. Polished Nickel Bronze, suffix -1 is optional.

FLOOR AND AREA DRAINS

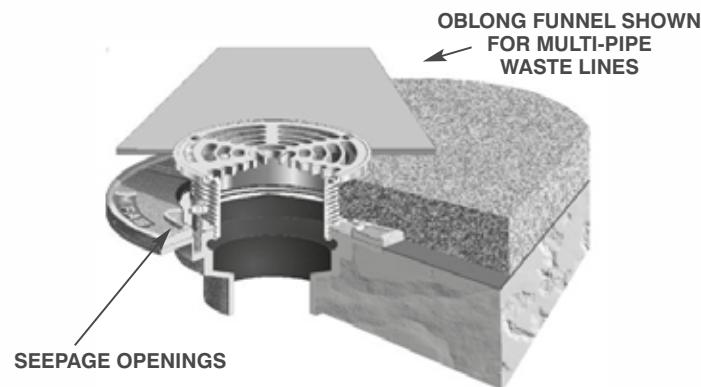
F1000



UNIVERSAL FLOOR DRAIN

Too often, a shower drain is selected for use in areas where the traffic load (either pedestrian or vehicular) may be unknown and too heavy for a shower drain grate. We have developed a universal floor drain that is suitable for use in shower or toilet rooms as well as any other finished or unfinished floor area. It is furnished with a round or square heavy duty stainless steel grate, to prevent dishing. Some of the optional variations available on the basic floor drain are a trap primer tapping, internal sediment bucket, internal backwater valves and top funnels for use as an indirect waste drain.

F1100-EG



INDIRECT WASTE DRAIN

The F1100-EG version is shown here with an oblong funnel to provide an indirect waste connection. Open site or drip drains are primarily for condensate producing equipment and other mechanical equipment where a direct connection is not desired or permitted. The funnels are available in a round design for a single pipe waste and in oblong sizes for multi-pipe waste lines.

FLOOR DRAIN SELECTION GUIDE

TRAPPING OF SEDIMENTS

There are few, if any, floors and areas that are free of sediments, debris and bits of non-liquid waste that will gravitate to the floor areas. Such materials, if permitted to enter drains unchecked will lead to messy stoppage of the lines. Therefore, preventive measures should be taken to ensure free drainage without stoppage. MIFAB offers a complete range of sediment buckets for all applications (see details below). In addition, the specifier should consider that all of MIFAB's area drains are engineered with 3/8" maximum openings in the grates to prevent large matter from entering the drains, thus often rendering the sediment bucket unnecessary. Elimination of sediment buckets in area drains can increase flow by 60% since clogged sediment buckets are infrequently cleaned. Larger openings in grates often require sediment buckets that then clog and get thrown away, exposing the drainage system to unfiltered sediments, leading to expensive drain line maintenance. Sediment buckets may be used with MIFAB's floor drains in areas such as washrooms and showers to intercept valuables and hair. Choose Suffix-5 for the specification of sediment buckets. When sediment buckets are not available, a secondary dome strainer (Suffix-20) or a secondary flat strainer (Suffix-21) may be specified.

FLOOR AND AREA DRAINS



F1320-TFB
True-fit bucket design ensures bucket replacement after cleaning since the top grate cannot be inserted unless the bucket is in place because the grate is set into the bucket and the bucket suspends within the top assembly. Integral with F1320-TFB, F1340-TFB and F1360-TFB area drains.



A1-PB
Stainless steel (A1-SSB-3) and plastic sediment buckets (A1-PB) are engineered to suspend from the inside ledge of floor drain strainer shanks.

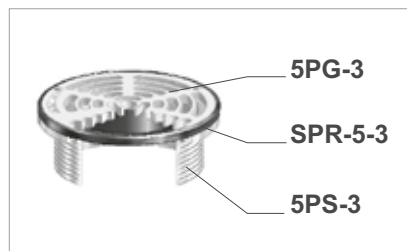


F1320-TA
A1-MB
Cast iron (A1-MB) sediment buckets are engineered to suspend from the recessed, inside ledge, of the small area drain (F1300-TA, F1320-TA, F1420-TA) top assemblies. Stainless steel (A1-MB-3) sediment buckets are also available for use with nickel bronze and stainless steel top assemblies.

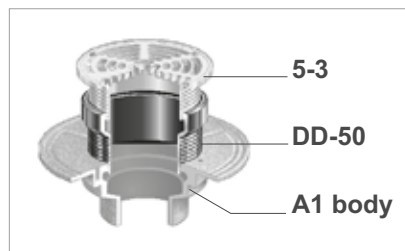


F1340-TA
A2-MB
Cast iron (A2-MB) sediment buckets are engineered to suspend from the recessed, inside ledge, of the large area drain (F1340-TA, F1360-TA, F1440-TA, F1460-TA) top assemblies.

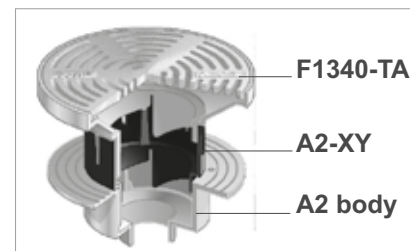
EXTENSIONS



The SPR-5-3(-1 for NB) is used with 5-1 and 5-3 strainers to increase the height of the strainer to match discrepancies in the finished floor grade. Any number of rings can be added on top of each other. Each ring adds 3/8" of height. Simply remove the grate, place the SPR-5-3(-1 for NB) into the cast in place shank, and then screw the grate into the ring. Longer bolts are provided by MIFAB. **The vertical height of the strainer can be adjusted after the drain is poured in place.**



The DD-50 extension is used with A1 and A4 bodies to receive any strainer or cleanout top with a 4" N.P.S. shank. The DD-50 has an adjustment range of 1 1/2" to 2 5/8".



The A2-XY is used with A2 and A3 bodies to receive the F1340-TA, F1360-TA, F1440-TA and F1460-TA top assemblies. It has an adjustment range of 3 7/8" to 5 3/8". **The top assembly can be adjusted side to side to align with the floor tiles without changing vertical height.** This is a benefit in promenade areas where the installer must align square tiles with the drain top assembly. The A2-XY is independent of the body and the top assembly is independent of the A2-XY.

FLOOR DRAIN SELECTION GUIDE

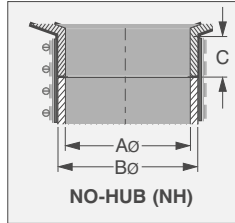
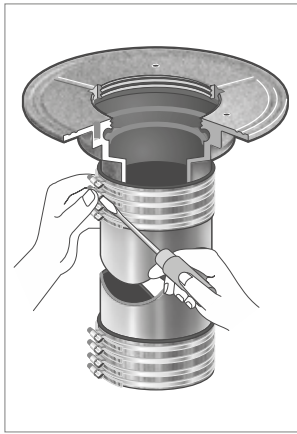
DRAIN OUTLET CONNECTIONS

Floor drains, are available in a variety of outlet connection types. The drain's outlet connection must be compatible with those of the drainage piping system to which it is connected. The most commonly employed connection types are as follows:

1. NO-HUB (NH) (A/K/A Mechanical Joint)

The most widely used connection. A No-Hub connection is achieved by butting No Hub soil pipe or plastic pipe to the bottom of the drain and securing it with a NO HUB coupling. (MI-HUB and MI-XHUB no hub couplings are available from MIFAB - see page 121).

Unless specified otherwise, all of MIFAB drains are shipped standard with No-Hub connections.

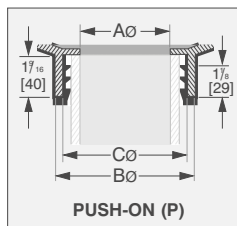


	A	B
2" No hub outlet	2"	2 3/8"
3" No hub outlet	3"	3 3/8"
4" No hub outlet	4"	4 3/8"
5" No hub outlet	5"	5 3/8"
6" No hub outlet	6"	6 3/8"
8" No hub outlet	8"	8 3/8"
10" No hub outlet	10"	10 1/2"
12" No hub outlet	12"	12 1/2"

2. PUSH-ON (P)

MIFAB "Push-on" is a unique labor saving compression gasketed connection designed to simply push on the stub end of the pipe. The Push-on drain body and gasket can be utilized with plastic, steel, No-Hub and service weight soil pipe. A unique pipe stop cast in each MIFAB Push-on drain body ensures that water will not accumulate around the connecting pipe. Specify suffix P for MIFAB's Push-on connections.

	A	B	C
2" Push on outlet	2"	3 3/8"	3"
3" Push on outlet	3"	4 3/8"	4"
4" Push on outlet	4"	5 1/2"	5 1/8"
6" Push on outlet	6"	7 3/4"	6 1/4"



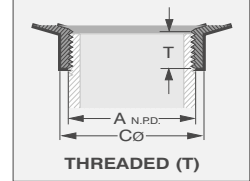
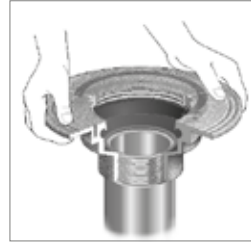
SPECIAL NOTE:

MIFAB "Push-on" gaskets are designed for use exclusively with MIFAB drainage products. They are not sold separately and all warranties either expressed or implied would be forfeited if used in other than a MIFAB drainage product. MIFAB's 2", 3" and 4" gaskets are designed to be used with both PVC and service weight (cast iron) pipe.

All sales subject to MIFAB's Terms and Warranties. Please refer to inside front cover.

3. THREADED (T)

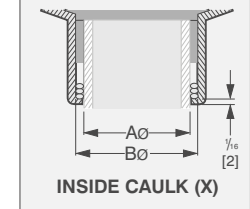

MIFAB Iron Pipe Threaded connection is an old industry standard. The female (NPT) threaded outlet is often specified on industrial and institutional applications. Specify suffix T for MIFAB's threaded connection.



	A	B	C
2" Threaded outlet	2"	3 1/4"	9/16"
3" Threaded outlet	3"	4 1/2"	3/4"
4" Threaded outlet	4"	5 5/8"	15/16"
5" Threaded outlet	5"	6 3/4"	15/16"
6" Threaded outlet	6"	7 3/4"	15/16"
8" Threaded outlet	8"	9 3/8"	1 1/8"

4. INSIDE CAULK (X)

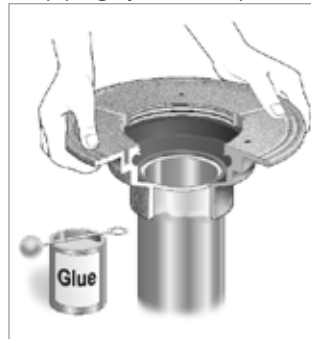
The Inside Caulk drain outlet connection is a bottomless hub into which the drainage pipe is inserted. The bottom of the outlet is sealed with oakum in the annular space between the pipe and the hub and the connection is then sealed with melted lead. Inside caulk connections are compatible with No-Hub, service weight and extra heavy soil pipe. They can also be used with ABS and PVC pipe. Specify suffix X for MIFAB's inside caulk connections.



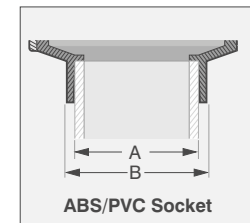
	A	B
2" Inside Caulk outlet	2 5/8"	3 1/16"
3" Inside Caulk outlet	3 3/4"	4 3/16"
4" Inside Caulk outlet	4 3/4"	5 3/16"
5" Inside Caulk outlet	5 3/4"	6 3/16"
6" Inside Caulk outlet	6 3/4"	7 3/16"
8" Inside Caulk outlet	8 7/8"	9 1/2"

5. PVC/ABS Socket (PVC=-30, ABS=-31)

Socket weld connections are proven installation time saver solutions. They provide a sanitary and resistant connection to the piping system for specialized applications.




	A	B
2" PVC / ABS socket	2.385"	2.710"
2" PVC / ABS socket	3.525"	3.910"
2" PVC / ABS socket	4.475"	4.950"



MIFAB Typical Floor Drain Installations (Cont'd)

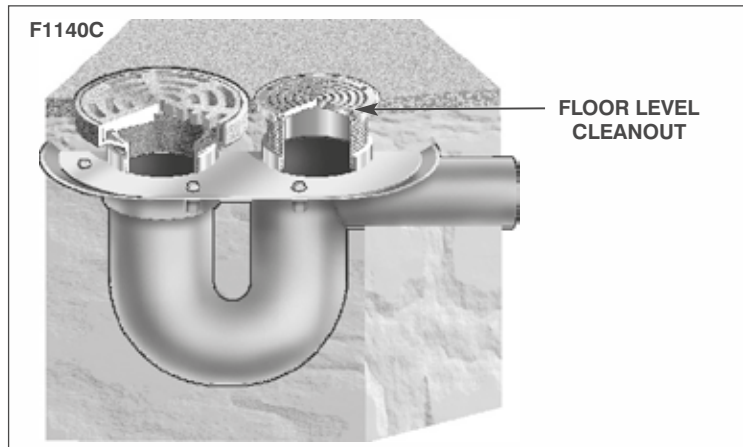
GENERAL PURPOSE FLOOR DRAIN

This floor drain is suitable for any application where traffic loads and waste water flows are expected. This drain has provision for securing water-proofing membranes to the drain body and provides for final vertical adjustment to finished floor level by the adjustable body collar. Optional variations such as a sediment bucket to retain debris and round or square polished grates and top frames are available.



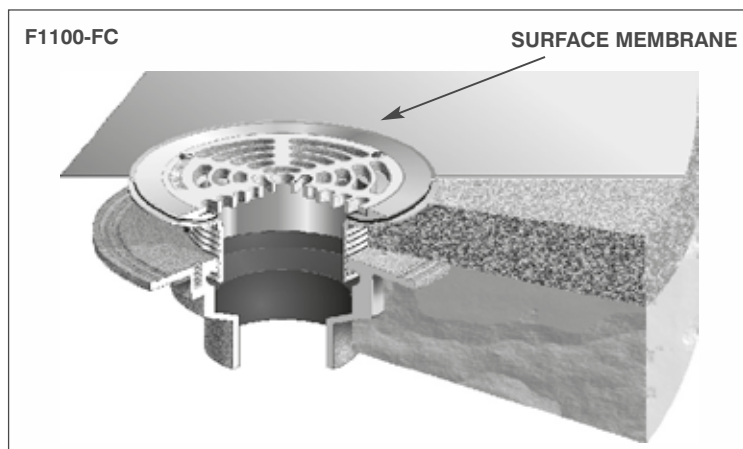
INTEGRAL TRAP FLOOR DRAIN

One of the most practical floor drains to be developed is a floor drain with an integral deep seal trap and No Hub side outlet connection. This drain is ideal for use in floor areas built on grade where the sewer line is shallow. The drain body has a floor level cleanout opening and may be supplied with such optional variations as a sediment bucket, seepage or anchoring flange and an internal backwater valve for back-flow protection.

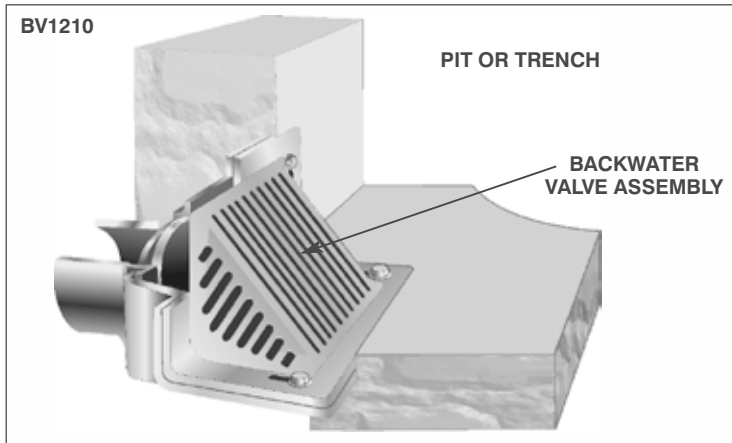


FLOOR DRAIN WITH SURFACE MEMBRANE CLAMP

This type of floor drain is designed for installation where a water-proof seal is required at the top level of the grate. The adjustable strainer has a two-piece beveled nickel bronze top which clamps the top flashing material securely to the drain to ensure a water tight joint.

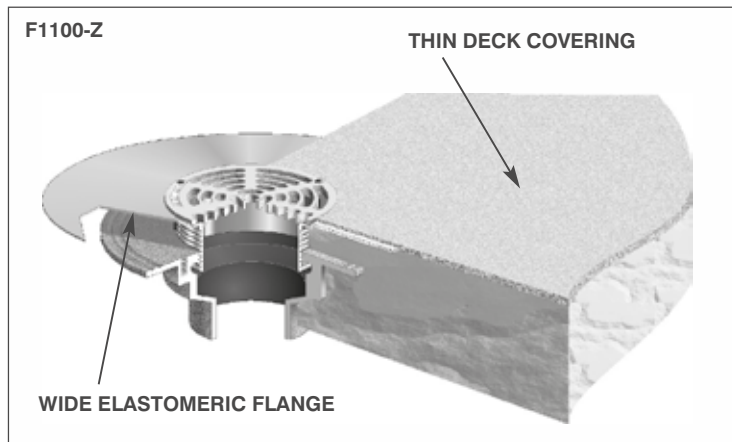


MIFAB Typical Floor Drain Installations (Cont'd)



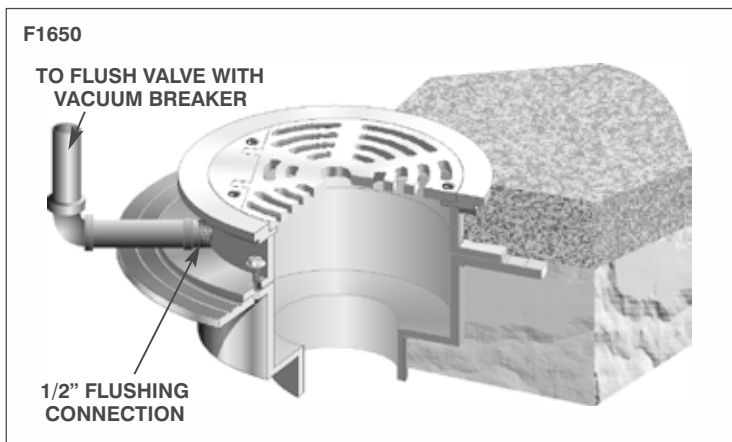
PIT DRAIN

This type of drain is used in elevator pits, pools and trenches where a side wall outlet is required. The angle grate is located in the wall to prevent blockage by debris. It is supplied with a gasketed seal type backwater valve to prevent backflow of waste water into the pit or sump being drained.



WIDE FLANGE DECK DRAIN

Special drains are available for thin deck or floor covering. A 4" wide flange, which is recessed the same thickness as the deck covering, provides a large bearing surface for the bonding of the neoprene, latex or similar waterproof deck material. This type of deck finish is used in promenade decks, plazas, recreation areas and interior floors.



FLUSHING RIM FLOOR DRAIN

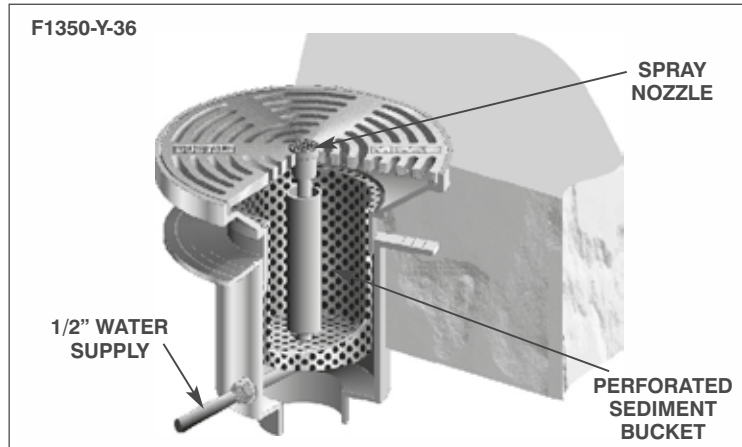
A flushing rim floor drain is desirable in mortuaries, prison wards, hospitals, sanatoriums and veterinary establishments where sanitary wastes are to be disposed through a floor drain. The interior surface of this type of drain is coated to provide maximum sanitation. The flushing connection enters the body to provide a peripheral washing action on the entire inner surface to dispose of sanitary waste matter. Several types of grates are available. A perforated hinged grate is recommended to intercept solids while disposing of fluids. A loose-set or secured "oriental" bar-type grate would be used in areas where both solid and fluid wastes are to be discharged.

MIFAB Typical Floor Drain Installations (Cont'd)

GARBAGE CAN WASHING DRAIN

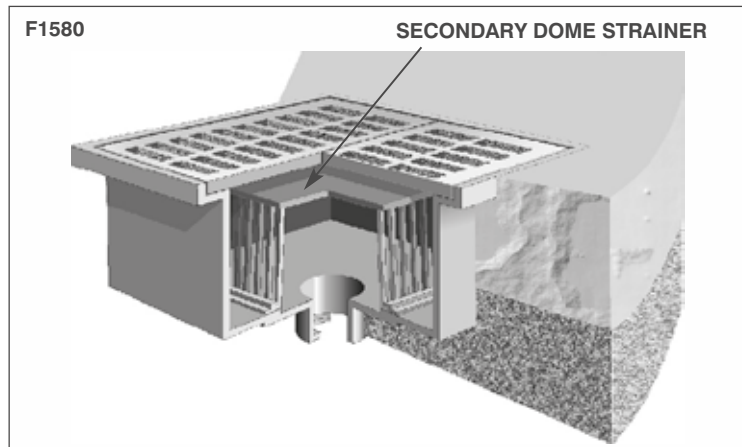
This type of drain is designed to serve as a combination floor drain and garbage can washer. The drain is furnished with a spray nozzle that is designed to thoroughly scour the inside of garbage cans. The top grate and large sediment bucket intercept waste debris washed down from the cans. A 1/2" water supply connection is provided on the side of the drain body to accommodate hot, cold or mixed spray water. The water supply should be connected through a vacuum breaker and control valve easily accessible to the cleaning personnel.

(See catalog page 74, F1670)



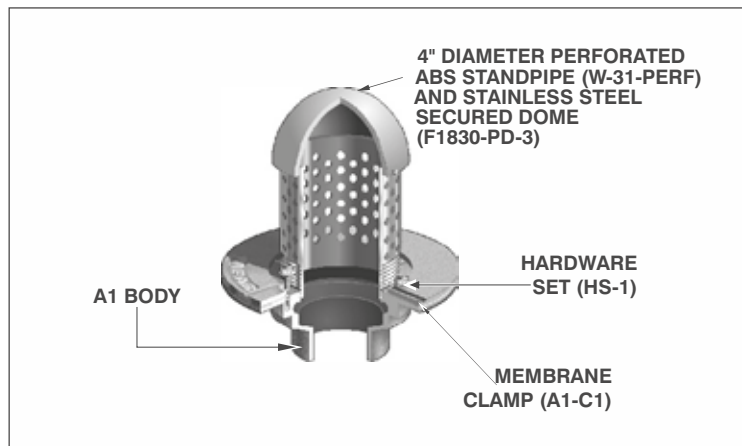
HEAVY DUTY ROADWAY DRAIN

This drain is recommended for use in outside areas in yards, airports and parking areas that are subject to heavy vehicular traffic and where a large drainage capacity is required due to rainfall. The standard heavy duty cast iron grate has a maximum load capacity of 12,000 lbs. If specified with a Ductile Iron grate, the load capacity would be in excess of 25,000 lbs.




PLANTING AREA DRAIN

Although a planting area drain may not be considered a true floor drain, we have included it in this catalog. It is designed for use in planting areas or flower boxes indoors or out where drainage of excess moisture is required without loss of the soil. The perforated adjustable standpipe and dome may be located as shown or ordered long enough to extend to finished grade level to provide easy access for rodding if the occasion occurs. The floor drain body is designed to provide a means to secure the planter floor pan or waterproofing membrane to the drain



ALLSTAR® COVER

FLOOR DRAINS



Allstar cover with any MIFAB A1 body



Allstar cover with any MIFAB A4 body

MIFAB's new, patent pending Allstar® cover is available in 5" and 6" round sizes to work with any of MIFAB's 5" and 6" round nickel bronze or stainless steel floor drain and cleanout tops.

It is manufactured from recycled plastic and is designed to fit into any of MIFAB's A1 and A4 PVC, ABS or cast iron bodies.

Contractors fit the Allstar cover into the top of the MIFAB drain body before the concrete contractors to measure the level of the concrete floor from the top of the Allstar cover.

After the concrete pour around the top of the Allstar cover, the Allstar cover is removed with a channel lock tool placed into the recessed slot in the middle of the cover and pried off.

The 4" NPSM threads machined into the top of all of MIFAB's A1 and A4 bodies are then exposed to allow the contractor to thread in any MIFAB 5" (use the 5" Allstar cover) or 6" (use the 6" Allstar cover) round floor drain and cleanout top into the top of the bodies. The tops can be adjusted to the finished floor.

There is only a 1/8" space around the outside diameter of the floor drain or cleanout top of finished off with grout.

The Allstar cover is appropriately 3/4" high and is made from smooth plastic material with angled sides to ensure removal after the pour.

There are several advantages to the Allstar cover:

- 1) The contractor can avoid taping the floor drain and cleanout tops prior to installation to ensure that they are protected during the construction process. This eliminates time to tape the floor drain / cleanout tops and also eliminates cleaning time to remove the tape from them before the project is handed over to the client.
- 2) The contract can avoid installing the floor drain and cleanout tops until the end of the project- reducing the risk that they will be stolen or damaged.
- (3) The floor drain / cleanout tops can be adjusted to the finished floor after the concrete pour.
- 4) The Allstar cover can be purchased separately from the floor drain and cleanout bodies.
- 5) The Allstar cover can be used over and over again.

MODEL NUMBER	LIST PRICE
A1-5-ALLSTAR	See CLPB List Price Book
A1-6-ALLSTAR	See CLPB List Price Book

FLOOR DRAIN, ROOF DRAIN AND CLEANOUT MODEL NUMBER STRUCTURE
ROOF DRAINS (R1200 Series as the example)

1) **Outlet connection** size is always stated by the last of the four digits in the model number.

For example: R1204. The 4 indicates a 4" no hub outlet connection. If there is no letter following the fourth digit, then the outlet connection is no hub (most common). Alternative outlet connection types, P (push on), T (threaded), X (inside caulk), -28 (Type 304 stainless steel), -29 (Type 316 stainless steel), -30 (PVC outlet connection) or -31 (ABS outlet connection) would follow next.

For example: R1204P. The P indicates a 4" push on outlet connection.

For example: R1204-30. The -30 indicates a 4" PVC outlet connection.

2) **Roof Drain Series** is always stated next by the suffix following the outlet size and type.

For example: R1204-30-EU. The -EU indicates that this is the -EU Series roof drain.

The R1200 Series roof drain has the following standard Series of drains: -BUV, -EU, -F, -G, -HC, -JC, -PR, -PR15, -R, -RS, -W, -Z and -90 (found on pages 79 through 86 of the price book)

3) **Alpha, then, numeric options follow** the roof drain Series.

For example, R1204-30-EU-B-M-80-6. The -B and -M-80 (-M-80 is one option (low profile aluminum dome and should not be separated) are in alpha order following the Series (-EU) followed by the -6 option in numeric order.

FLOOR DRAINS (F1100 Series as the example)

1) **Outlet connection** size is always stated by the last of the four digits in the model number.

For example: F1103-C-5-1. The 3 indicates a 3" no hub outlet connection.

See same explanation as in the Roof Drain section for the other outlet connection variables.

2) **Clamp ring or no Clamp ring?** is always stated after the outlet size and type.

For example, F1103-30-C-5-1. The -C indicates that there is a clamp ring.

F1103-30-5-1. Indicates that there is no clamp ring.

3) **Size (type) and material finish of strainer** is always stated after the clamp ring suffix (or outlet type and size if no -C).

For example, F1103-30-C-5-1. The -5-1 indicates that the strainer is 5" round and that it is nickel bronze material.

For example, F1103-30-C-S6-3. The -S6-3 indicates that the strainer is 6" x 6" square and that it is stainless steel material.

For example, F1444-175-3-5-13. The -175-3 indicates that the strainer has a three quarter grate with a stainless steel veneer. The -5 indicated that the drain has a sediment bucket and the -13 indicates that the body and sediment bucket are galvanized.

4) **Numeric options then follow**

For example, F1103-30-C-5-1-5-6-15.

The second -5 indicates a sediment bucket, the -6 indicates security screws and the -15 indicates an extension.

CLEANOUTS (C1100 Series as the example)

1) **Outlet connection** size is always stated by the last of the four digits in the model number

For example: C1104-R-1. The 4 indicates a 4" no hub outlet connection.

See same explanation as in the Roof Drain section for the other outlet connection variables.

2) **Size (type) and material finish of cover** is always stated after the outlet size.

For example, C1104-R-1. The -R-1 indicates that the cover is 5" round and that it is nickel bronze material.

For example, C1104-S-3. The -S-3 indicates that the cover is 5" x 5" square and that it is stainless steel material.

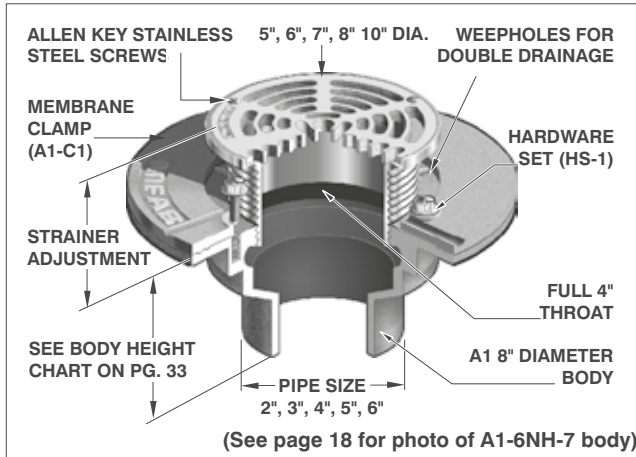
3) **Numeric options then follow**

For example, C1104-R-1-6.

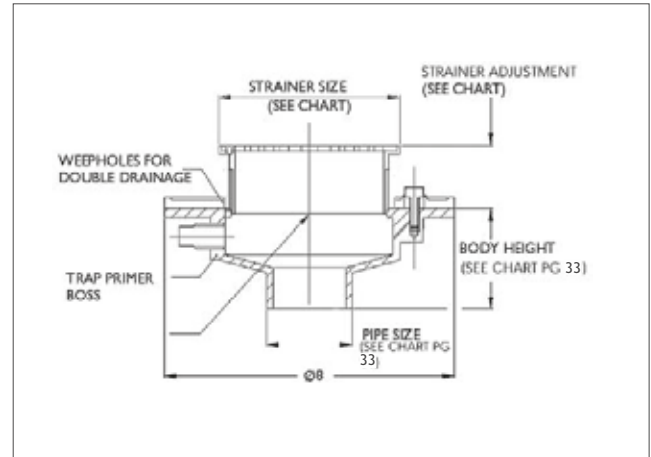
The -6 indicates security screws.

F1000-C FLOOR DRAIN WITH HEAVY DUTY ROUND STAINLESS STEEL ADJUSTABLE STRAINER

F1000-C




(See page 18 for photo of A1-6NH-7 body)



FLOOR DRAINS

STRAINER ADJUSTMENT			ANSI/ASME RATING	
STRAINER	MIN	MAX	FREE AREA	LOAD RATING
5" DIA	1/2"	1 1/2"	8 IN ²	5000-7499 lbs
6" DIA	11/16"	1 1/2"	9 IN ²	5000-7499 lbs
7" DIA	9/16"	1 9/16"	12 IN ²	5000-7499 lbs
8" DIA	11/16"	2 1/4"	18 IN ²	5000-7499 lbs
10" DIA	11/16"	2 1/4"	26 IN ²	5000-7499 lbs

PARTS



(*) Denotes strainer diameter (5", 6", 7", 8" or 10")

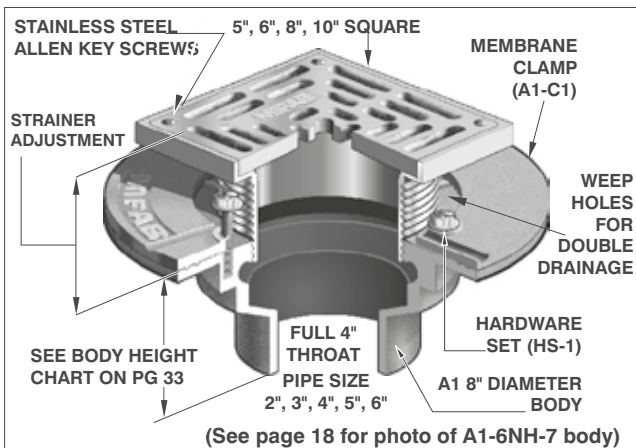
LACQUERED CAST IRON BODY WITH STAINLESS STEEL STRAINER

MODEL NUMBER	WT. Lbs	STRAINER SIZE	LIST PRICE
F1002, 3, 4-C-5-3	7.00	5" DIA.	\$ 438.00
F1002, 3, 4-C-6-3	7.50	6" DIA.	\$ 535.00
F1002, 3, 4-C-7-3	8.00	7" DIA.	\$ 618.00
F1002, 3, 4-C-8-3	9.00	8" DIA.	\$ 772.00
F1002, 3, 4-C-10-3	10.00	10" DIA.	\$ 1055.00

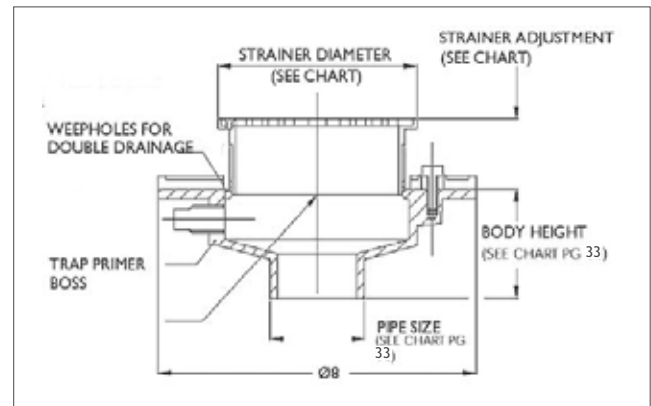
WHEN NO MEMBRANE CLAMP IS REQUIRED, DELETE SUFFIX (-C) AND DEDUCT \$74.00

F1000-C-S FLOOR DRAIN WITH HEAVY DUTY SQUARE STAINLESS STEEL ADJUSTABLE STRAINER

F1000-C-S



(See page 18 for photo of A1-6NH-7 body)



STRAINER ADJUSTMENT			ANSI/ASME RATING	
STRAINER	MIN	MAX	FREE AREA	LOAD RATING
5" x 5"	5/8"	1 9/16"	9 IN ²	5000-7499 lbs
6" x 6"	7/8"	1 9/16"	12 IN ²	5000-7499 lbs
8" x 8"	1 1/4"	2 13/16"	26 IN ²	5000-7499 lbs
10" x 10"	1 1/4"	2 13/16"	28 IN ²	5000-7499 lbs



(*) Denotes strainer size (5" x 5", 6" x 6", 8" x 8", or 10" x 10")

LACQUERED CAST IRON BODY WITH STAINLESS STEEL STRAINER

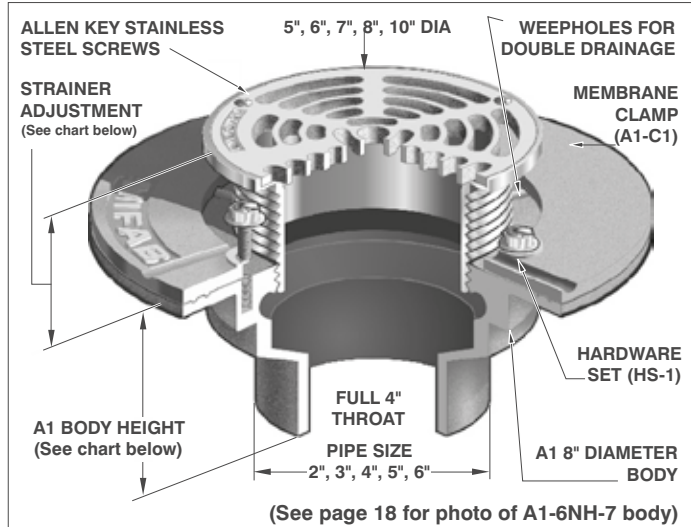
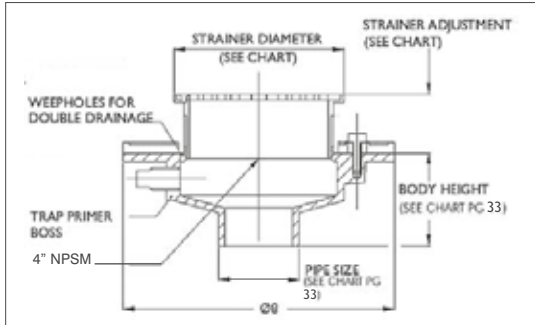
MODEL NUMBER	WT. Lbs	STRAINER SIZE	LIST PRICE
F1002, 3, 4-C-S5-3	8.00	5" x 5"	\$ 584.00
F1002, 3, 4-C-S6-3	10.50	6" x 6"	\$ 652.00
F1002, 3, 4-C-S8-3	12.00	8" x 8"	\$ 945.00
F1002, 3, 4-C-S10-3	13.50	10" x 10"	\$ 1501.00

WHEN NO MEMBRANE CLAMP IS REQUIRED, DELETE SUFFIX (-C) AND DEDUCT \$74.00

PARTS

F1100-C FLOOR DRAIN WITH ROUND ADJUSTABLE NICKEL BRONZE STRAINER

F1100-C




STRAINER ADJUSTMENT			ANSI/ASME RATING	
STRAINER	MIN	MAX	FREE AREA	LOAD RATING
5" DIA	1/2"	1 1/2"	8 IN ²	2000 lbs
6" DIA	11/16"	1 1/2"	9 IN ²	2000 lbs
7" DIA	9/16"	1 9/16"	12 IN ²	2000 lbs
8" DIA	11/16"	2 1/4"	18 IN ²	2000 lbs
10" DIA	11/16"	2 1/4"	26 IN ²	2000 lbs

A1 BODY HEIGHT					
PIPE SIZE	NO HUB (STANDARD)	PUSH ON (P)	THREADED (T)	INSIDE CAULK (X)	PVC (-30) ABS (-31)
2"	3"	3 3/8"	2 1/4"	3 3/4"	2 5/8"
3"	3"	3 3/8"	2 5/8"	3 3/4"	3 1/4"
4"	3"	3 3/8"	2 5/8"	3 1/2"	3 1/2"
5"	3"	-	2 5/8"	6 7/8"	-
6"	3 1/2"	6 7/8"	-	-	-

F1100-C SERIES				
MODEL NUMBER	WT. Lbs.	STRAINER DIAMETER	LIST PRICE	
			NICKEL BRONZE (-1)	DUCTILE IRON (-4)
F1102, 3, 4-C-5	7.00	5"	\$ 438.00	\$ 384.00
F1102, 3, 4-C-6	7.50	6"	\$ 535.00	-
F1102, 3, 4-C-7	8.00	7"	\$ 618.00	\$ 489.00
F1102, 3, 4-C-8	9.00	8"	\$ 772.00	\$ 601.00
F1102, 3, 4-C-10	10.00	10"	\$ 1055.00	-

WHEN NO MEMBRANE CLAMP IS REQUIRED, DELETE SUFFIX (-C) AND DEDUCT \$74.00



(* Denotes strainer diameter (5", 6", 7", 8", or 10")

FLOOR DRAINS

DYNAC

(DO YOU NEED A CLAMP?)

In 90% of today's "slab on grade" installations, there is no need for a membrane clamp, as there is no waterproofing membrane installed. Because MIFAB's unique design allows the strainer assembly to install directly into the throat of the drain body, the use of a membrane clamping collar is optional.

This is an opportunity for cost savings.

Why use a drain with a membrane clamp if it is not necessary?

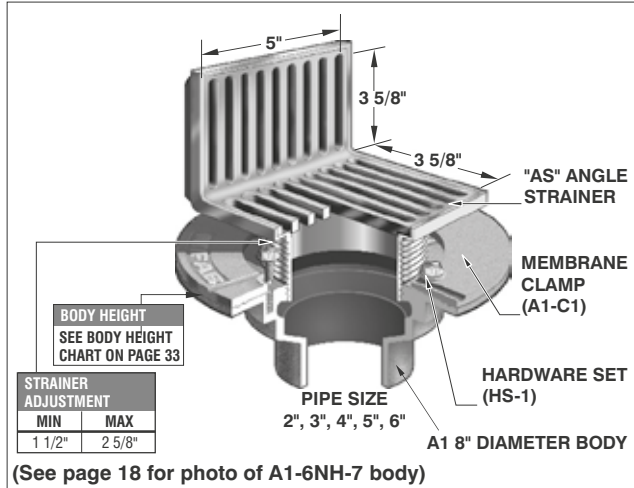
F1000-C AND F1100-C OPTIONAL VARIATIONS:

SUFFIX	DESCRIPTION	LIST PRICE	SUFFIX	DESCRIPTION	LIST PRICE
-5	Sediment bucket (A1-PB)	\$ 98.00	-C2	High rough-in membrane clamp (A1-C2)	\$ 74.00
-6	Security screws (TR25 Torx and pin) (H-1039A)	\$ 51.00	-F4-(1,3)	4" NB or SS round funnel	\$ 382.00
-7	Trap seal primer tapping	Standard	-F4-50	4" cast iron round funnel	\$ 161.00
-8	Backwater valve (BV1250 Series) (2", 3", 4")	\$ 344.00	-F6-(1,3)	6" NB or SS round funnel	\$ 573.00
-10	Decorative polished top	\$ 153.00	-F6-50	6" cast iron round funnel (F1530-TA or F1540-TA)	\$ 259.00
-11	Acid resistant epoxy coated body (and clamp if needed)	\$ 237.00	-G-(1,3)	4" x 9" NB or SS oval funnel	\$ 797.00
-13	Galvanized body (and clamp if needed)	\$ 178.00	-G-50	4" x 9" C.I. oval funnel	\$ 150.00
-15	Extension (DD-50)	\$ 125.00	-J-(1,3)	3" x 1" NB or SS oval funnel	\$ 386.00
-21	Secondary flat strainer (FD-9600 Series)	\$ 54.00	-J-50	3" x 1" cast iron oval funnel	\$ 161.00
-28	Stainless Steel Body (Type 304) (2", 3", 4" No Hub only)	\$ 1095.00	P	Push on outlet (2", 3" or 4")	No Add
-30	PVC Socket Connection Body (2", 3" or 4")	No Add	T	Threaded outlet (2", 3" or 4")	\$ 71.00
-31	ABS Socket Connection Body (2", 3" or 4")	No Add	-Z	Extended wide elastomeric flange on top (use Z5 or ZS top)	\$ 1193.00
-34	Closure plug (C1440 Series)	\$ 330.00	X	Inside caulk outlet (2", 3" or 4")	No Add
-40	Underdeck clamp (A1-C3)	\$ 136.00	5	5" no hub outlet	\$ 597.00
-41	Sump receiver (A1-BP)	\$ 232.00	5T	5" threaded outlet	\$ 597.00
-49	Chrome plated strainer assembly (add to -1 only)	\$ 36.00	5X	5" inside caulk outlet	\$ 597.00
-69	Stainless steel sediment bucket (A1-SSB)	\$ 193.00	6	6" no hub outlet	\$ 597.00
-90	Threaded side outlet (2", 3") (N/A in -30,-31)	\$ 198.00	6P	6" push on outlet*	\$ 597.00
	4" threaded side outlet (N/A in -30,-31)	\$ 371.00			
-95	Client logo	\$ 814.00			
-C	Membrane clamp (A1-C1)	\$ 74.00			

* Specify POG-6 for C.I. pipe and POG-6-PVC for PVC pipe. 2", 3", 4" sizes use same gasket.
* Add -NH to -90 for no hub outlet - No Add.

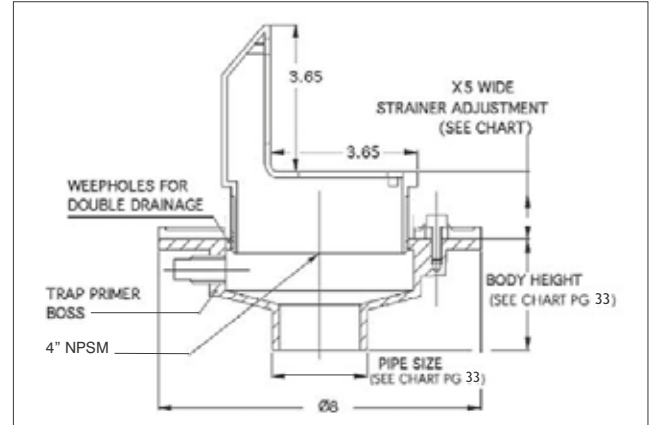
F1100-C-AS FLOOR DRAIN WITH ADJUSTABLE ANGLE STRAINER

F1100-C-AS



STRAINER ADJUSTMENT	
MIN	MAX
1 1/2"	2 5/8"

(See page 18 for photo of A1-6NH-7 body)



PARTS



FLOOR DRAIN WITH ADJUSTABLE ANGLE STRAINER

MODEL NUMBER	WT. Lbs	STRAINER SIZE	NICKEL BRONZE (-1)
F1102, 3, 4-C-AS	10.00	4" x 5" x 4"	\$ 1773.00

WHEN NO MEMBRANE CLAMP IS REQUIRED, DELETE SUFFIX (-C) AND DEDUCT \$74.00

F1100-C-AS, F1100-C-DD, F1100-C-EF, and F1100-C-EG OPTIONAL VARIATIONS:

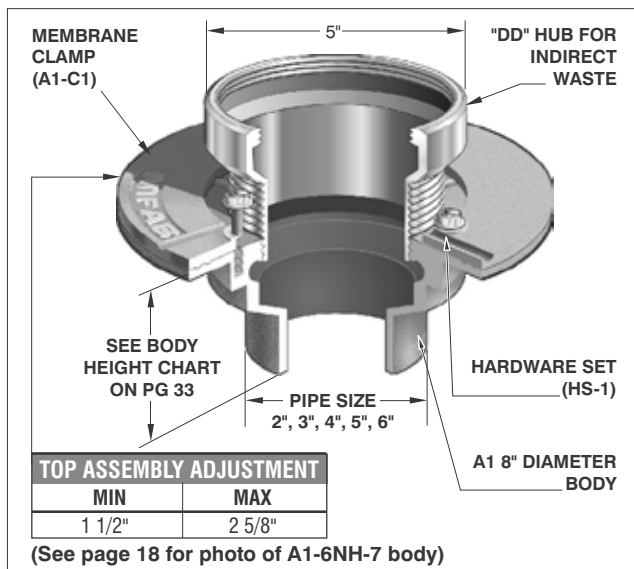
SUFFIX	DESCRIPTION	LIST PRICE	SUFFIX	DESCRIPTION	LIST PRICE
-5	Sediment bucket (A1-PB)	\$ 98.00	-21	Secondary flat strainer (FD-9600 Series)	\$ 54.00
-6	Security screws (TR25 Torx and pin) (H-1039A)	\$ 51.00	-28	Stainless Steel Body (Type 304) (2", 3", 4" No Hub only)	\$ 1095.00
-7	Trap seal primer tapping	Standard	-30	PVC Socket Connection Body (2", 3" or 4")	No Add
-8	Backwater valve (BV1250 Series) (2", 3", 4")	\$ 344.00	-31	ABS Socket Connection Body (2", 3" or 4")	No Add
-10	Decorative polished top	\$ 153.00	-34	Closure plug (C1440 Series)	\$ 330.00
-11	Acid resistant epoxy coated body (and clamp if needed)	\$ 237.00	-40	Underdeck clamp (A1-C3)	\$ 136.00
-13	Galvanized body (and clamp if needed)	\$ 178.00	-41	Sump receiver (A1-BP)	\$ 232.00
-15	Extension (DD-50)	\$ 125.00	-49	Chrome plated strainer assembly (add to -1 only)	\$ 36.00

PVC/ABS SOCKET BODIES AVAILABLE FOR 2", 3" OR 4" CONNECTION SIZES

SEE NEXT PAGE FOR MORE OPTIONS.

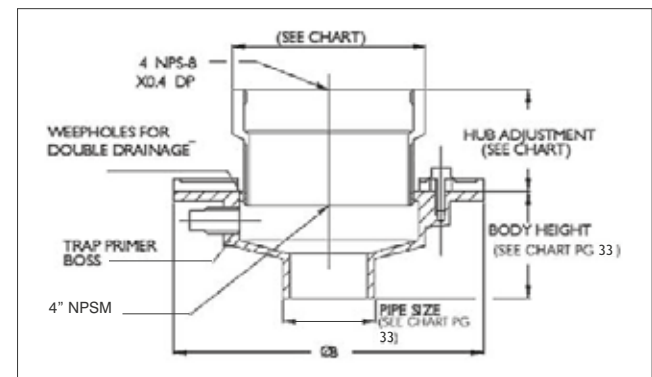
F1100-C-DD FLOOR DRAIN WITH ADJUSTABLE HUB INDIRECT WASTE STRAINER

F1100-C-DD



TOP ASSEMBLY ADJUSTMENT	
MIN	MAX
1 1/2"	2 5/8"

(See page 18 for photo of A1-6NH-7 body)



PARTS



FLOOR DRAIN WITH ADJUSTABLE HUB INDIRECT STRAINER

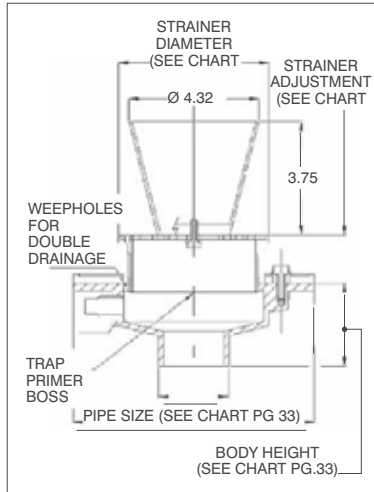
MODEL NUMBER	WT. Lbs	STRAINER SIZE	LIST PRICE: NICKEL BRONZE (-1)	LIST PRICE STAINLESS STEEL (-3)	LIST PRICE CAST IRON (-50)
F1102,3,4-C-DD	8.50	HUB DRAIN	\$ 411.00	-	-
F1102,3,4-C-DD-50	8.50	HUB DRAIN	-	-	\$ 300.00

WHEN NO MEMBRANE CLAMP IS REQUIRED, DELETE SUFFIX (-C) AND DEDUCT \$74.00

(*) DENOTES STRAINER FINISH (-1, -3 OR -50)

F1100-C-EF FLOOR DRAIN WITH ROUND ADJUSTABLE STRAINER AND 4" FUNNEL

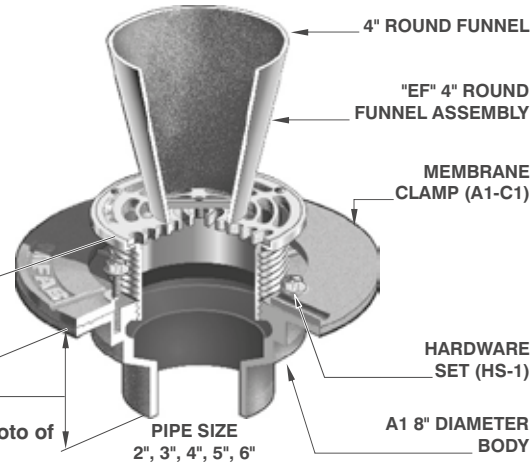
F1100-C-EF



STRAINER ADJUSTMENT	
MIN	MAX
1/2"	1 1/2"

BODY HEIGHT
SEE BODY HEIGHT CHART ON PAGE 33

(See page 18 for photo of A1-6NH-7 body)



PARTS

EF-(*)



A1 BODY



A1 - C1



HS-1



FLOOR DRAIN WITH ADJUSTABLE 4" DIA. FUNNEL STRAINER				
MODEL NUMBER	WT. Lbs	STRAINER SIZE	LIST PRICE: NICKEL BRONZE (-1) STAINLESS STEEL (-3)	LIST PRICE CAST IRON (-50)
F1102,3,4-C-EF	8.50	5" DIA	\$ 820.00	-
F1102,3,4-C-EF-50	8.50	5" DIA	-	\$ 545.00

WHEN NO MEMBRANE CLAMP IS REQUIRED, DELETE SUFFIX (-C) AND DEDUCT \$74.00

(*) DENOTES STRAINER FINISH (-1, -3, -50)

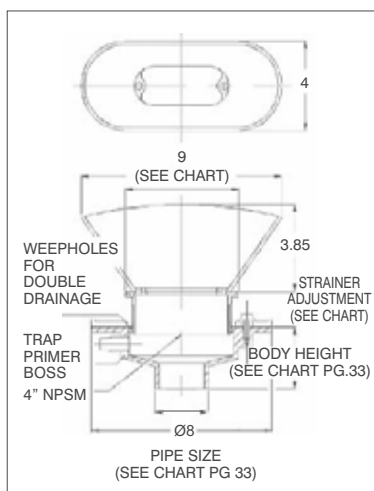
F1100-C-AS, F1100-C-DD, F1100-C-EF, and F1100-C-EG OPTIONAL VARIATIONS: CONT FROM Page 34

SUFFIX	DESCRIPTION	LIST PRICE	SUFFIX	DESCRIPTION	LIST PRICE
-69	Stainless steel sediment bucket (A1-SSB)	\$ 193.00	-J-(1,3)	3" x 1" NB or SS oval funnel	\$ 386.00
-90	Threaded side outlet (2", 3") (N/A in -30,-31)	\$ 198.00	-J-50	3" x 1" cast iron oval funnel	\$ 161.00
	4" threaded side outlet (N/A in -30,-31)	\$ 371.00	P	Push on outlet (2", 3" or 4")	No Add
-95	Client logo	\$ 814.00	T	Threaded outlet (2", 3" or 4")	\$ 71.00
-C	Membrane clamp (A1-C1)	\$ 74.00	-Z	Extended wide elastomeric flange on top (use Z5 or ZS top)	\$ 1193.00
-C2	High rough-in membrane clamp (A1-C2)	\$ 74.00	X	Inside caulk outlet (2", 3" or 4")	No Add
-F4-(1,3)	4" NB or SS round funnel	\$ 382.00	5	5" no hub outlet	\$ 597.00
-F4-50	4" cast iron round funnel	\$ 161.00	5T	5" threaded outlet	\$ 597.00
-F6-(1,3)	6" NB or SS round funnel	\$ 573.00	5X	5" inside caulk outlet	\$ 597.00
-F6-50	6" cast iron round funnel	\$ 259.00	6	6" no hub outlet	\$ 597.00
-G-(1,3)	4" x 9" NB or SS oval funnel	\$ 797.00	6P	6" push on outlet*	\$ 597.00
-G-50	4" x 9" C.I. oval funnel	\$ 150.00			

* Specify POG-6 for C.I. pipe and POG-6-PVC for PVC pipe. 2", 3", 4" sizes use same gasket.
* Add -NH to -90 for no hub outlet - No Add.

F1100-C-EG FLOOR DRAIN WITH ROUND STRAINER AND 4"x 9" ELONGATED FUNNEL

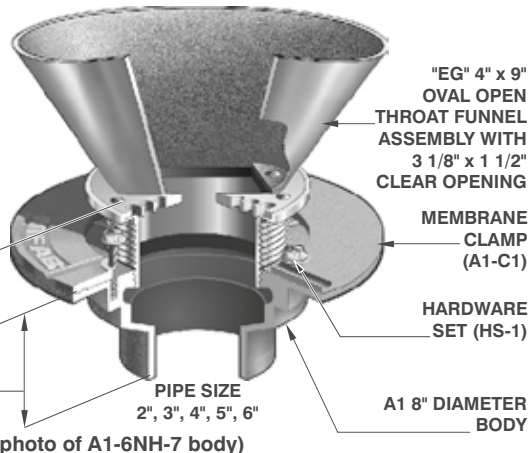
F1100-C-EG



STRAINER ADJUSTMENT	
MIN	MAX
1/2"	1 1/2"

BODY HEIGHT
SEE BODY HEIGHT CHART ON PAGE 33

(See page 18 for photo of A1-6NH-7 body)



PARTS

EG-(*)



A1 BODY



A1 - C1



HS-1



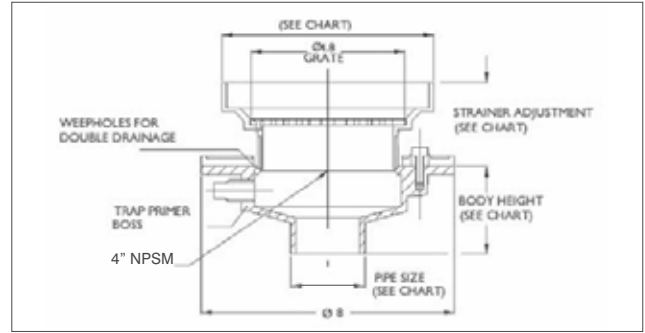
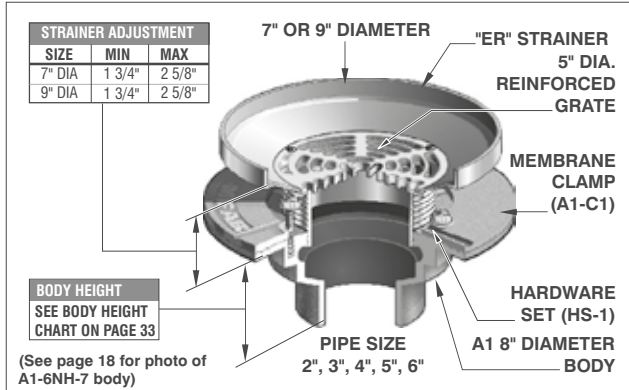
FLOOR DRAIN WITH ADJUSTABLE 4" x 9" FUNNEL INDIRECT STRAINER				
MODEL NUMBER	WT. Lbs	STRAINER SIZE	LIST PRICE: NICKEL BRONZE (-1) STAINLESS STEEL (-3)	LIST PRICE CAST IRON (-50)
F1102,3,4-C-EG	9.00	5" DIA	\$ 1235.00	-
F1102,3,4-C-EG-50	9.00	5" DIA	-	\$ 766.00

WHEN NO MEMBRANE CLAMP IS REQUIRED, DELETE SUFFIX (-C) AND DEDUCT \$74.00

(*) DENOTES STRAINER FINISH (-1, -3, -50)

F1100-C-ER EXTENDED RIM FLOOR DRAIN

F1100-C-ER



(*) Denotes standard diameter (7" or 9")
(**) Denotes finish (-1, -3 or -50)

PARTS	A1 BODY	ER(*)-(**)
	A1-C1	HS-1

EXTENDED RIM FLOOR DRAIN

MODEL NUMBER	WT. Lbs	STRAINER SIZE	LIST PRICE		
			NICKEL BRONZE (-1)	STAINLESS STEEL (-3)	CAST IRON (-50)
F1102,3,4-C-ER7	9.00	7" DIA		\$ 1013.00	-
F1102,3,4-C-ER7-50	9.00	7" DIA		-	\$ 486.00
F1102,3,4-C-ER9	12.50	9" DIA		\$ 1420.00	-
F1102,3,4-C-ER9-50	12.50	9" DIA		-	\$ 601.00

WHEN NO MEMBRANE CLAMP IS REQUIRED, DELETE SUFFIX (-C) AND DEDUCT \$74.00

F1100-C-ER, F1100-C-FG, F1100-C-FT, and F1100-C-HG OPTIONAL VARIATIONS:

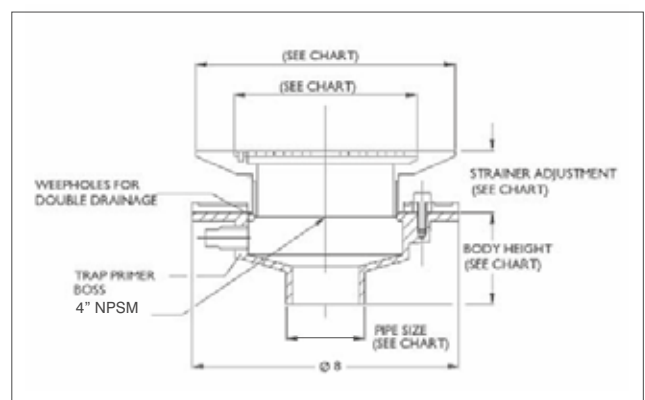
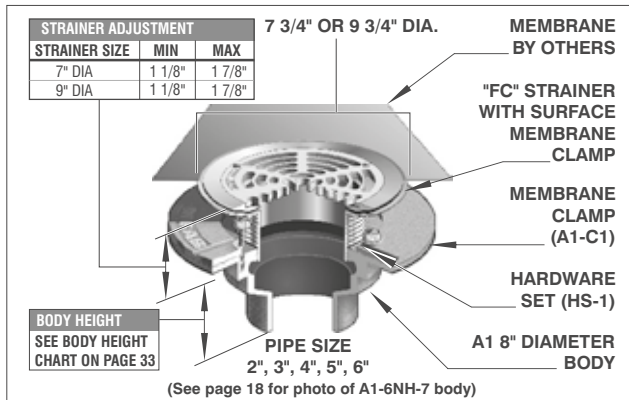
SUFFIX	DESCRIPTION	LIST PRICE	SUFFIX	DESCRIPTION	LIST PRICE
-5	Sediment bucket (A1-PB)	\$ 98.00	-21	Secondary flat strainer (FD-9600 Series)	\$ 54.00
-6	Security screws (TR25 Torx and pin) (H-1039A)	\$ 51.00	-28	Stainless Steel Body (Type 304) (2", 3", 4" No Hub only)	\$ 1095.00
-7	Trap seal primer tapping	Standard	-30	PVC Socket Connection Body (2", 3" or 4")	No Add
-8	Backwater valve (BV1250 Series) (2", 3", 4")	\$ 344.00	-31	ABS Socket Connection Body (2", 3" or 4")	No Add
-10	Decorative polished top	\$ 153.00	-34	Closure plug (C1440 Series)	\$ 330.00
-11	Acid resistant epoxy coated body (and clamp if needed)	\$ 237.00	-40	Underdeck clamp (A1-C3)	\$ 136.00
-13	Galvanized body (and clamp if needed)	\$ 178.00	-41	Sump receiver (A1-BP)	\$ 232.00
-15	Extension (DD-50)	\$ 125.00	-49	Chrome plated strainer assembly (add to -1 only)	\$ 36.00

PVC/ABS SOCKET BODIES AVAILABLE FOR 2", 3" OR 4" CONNECTION SIZES

SEE NEXT PAGE FOR MORE OPTIONS.

F1100-C-FC FLOOR DRAIN WITH SURFACE MEMBRANE CLAMP

F1100-C-FC



ANSI/ASME RATING		
STRAINER	FREE AREA	LOAD RATING
FC7-1	12.0 IN ²	UP TO 2000 lbs
FC9-1	16.92 IN ²	UP TO 2000 lbs
FC7-3	12.0 IN ²	5000-7499 lbs
FC9-3	16.92 IN ²	5000-7499 lbs

PARTS	A1 BODY	FC(*)-(**)	A1-C1	HS-1

(*) DENOTES STRAINER DIAMETER. (7" OR 9") DENOTES STRAINER FINISH (-1 OR -3)

FLOOR DRAIN WITH SURFACE MEMBRANE CLAMP

MODEL NUMBER	WT. Lbs	STRAINER SIZE	GRATE SIZE	LIST PRICE	
				NICKEL BRONZE (-1)	STAINLESS STEEL (-3)
F1102,3,4-C-FC7	10.50	7 3/4" DIA	5 1/2" DIA	\$ 1438.00	
F1102,3,4-C-FC9	12.50	9 3/4" DIA	9 3/4" DIA	\$ 1837.00	

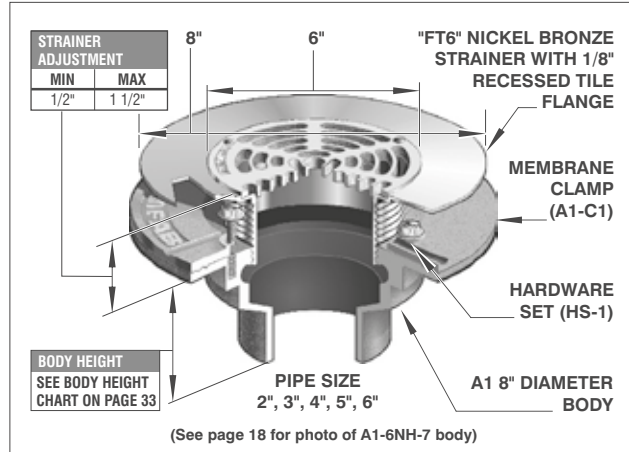
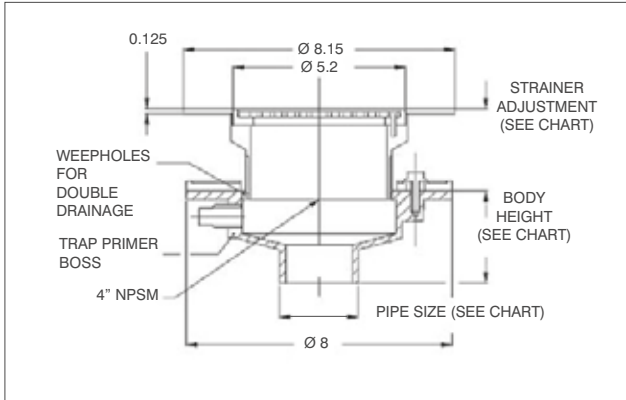
WHEN NO MEMBRANE CLAMP IS REQUIRED, DELETE SUFFIX (-C) AND DEDUCT \$74.00

OPTIONAL LONGER SCREWS FOR THICK FLOOR MEMBRANES

PART NUMBER	DESCRIPTION	LIST PRICE
H-1014	3 of 10-24 x 1" Philips SS Flat Head Screws	\$ 69.00

F1100-C-FT FLOOR DRAIN WITH RECESSED TILE FLANGE

F1100-C-FT



ANSI/ASME RATING		
STRAINER	FREE AREA	LOAD RATING
FT6-1	9 IN ²	UP TO 2000 lbs
FT6-3	9 IN ²	5000-7499 lbs

FLOOR DRAIN WITH RECESSED TILE FLANGE			
MODEL NUMBER	WT. Lbs	STRAINER SIZE	LIST PRICE: NICKEL BRONZE (-1) STAINLESS STEEL (-3)
F1102,3,4-C-FT6	9.50	6\"/>	

WHEN NO MEMBRANE CLAMP IS REQUIRED, DELETE SUFFIX (-C) AND DEDUCT \$74.00

PARTS			
A1 BODY	FT6-(*)	A1-C1	HS-1

(*) DENOTES STRAINER FINISH (-1 OR -3)

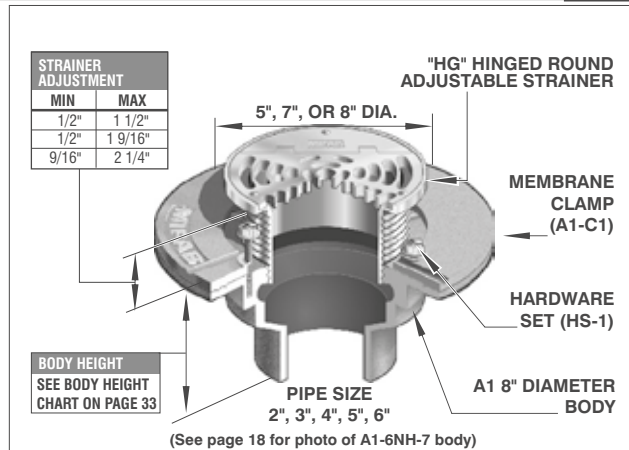
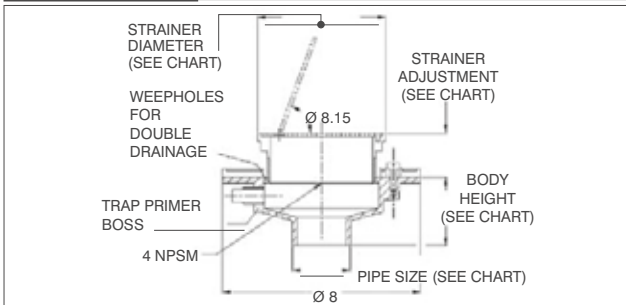
F1100-C-ER, F1100-C-FC, F1100-C-FT, and F1100-C-HG OPTIONAL VARIATIONS: CONT FROM Page 36

SUFFIX	DESCRIPTION	LIST PRICE	SUFFIX	DESCRIPTION	LIST PRICE
-69	Stainless steel sediment bucket (A1-SSB)	\$ 193.00	-J-(1,3)	3\"/>	

* Specify POG-6 for C.I. pipe and POG-6-PVC for PVC pipe. 2\", 3\", 4\"/>

F1100-C-HG FLOOR DRAIN WITH ROUND ADJUSTABLE HINGED STRAINER

F1100-C-HG



FLOOR DRAIN WITH ROUND ADJUSTABLE HINGED STRAINER			
MODEL NUMBER	WT. Lbs	STRAINER SIZE	LIST PRICE: STAINLESS STEEL (-3)
F1102,3,4-C-HG5	7.50	5\"/>	

WHEN NO MEMBRANE CLAMP IS REQUIRED, DELETE SUFFIX (-C) AND DEDUCT \$74.00

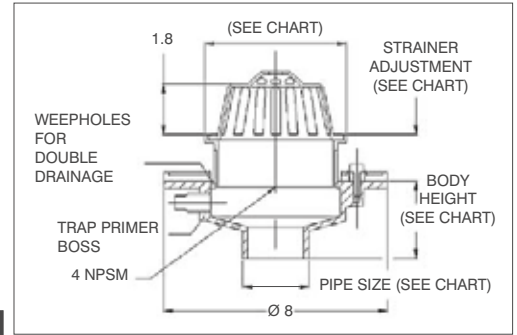
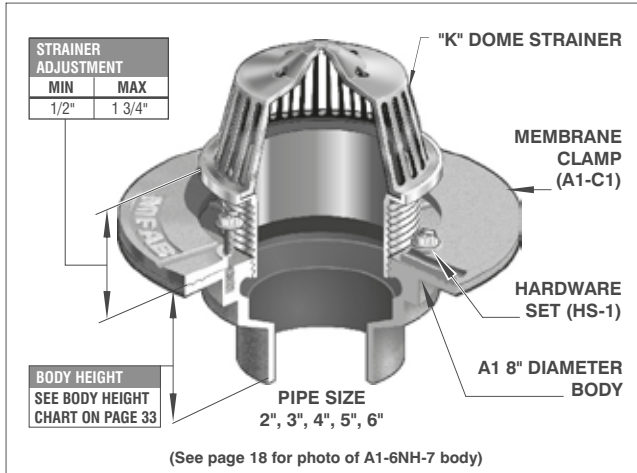
PARTS			
A1 BODY	HG(*)-3	A1-C1	HS-1

(*) DENOTES STRAINER DIAMETER (5\", 7\", OR 8\")


ANSI/ASME RATING		
STRAINER	FREE AREA	LOAD RATING
HG5-3	8 IN ²	5000-7499 lbs
HG7-3	9 IN ²	5000-7499 lbs
HG8-3	18.0 IN ²	5000-7499 lbs

F1100-C-K FLOOR DRAIN WITH DOME STRAINER

F1100-C-K



PARTS



(*) Denotes strainer finish (-1, -3, or -50)

FLOOR DRAIN WITH DOME STRAINER					
MODEL NUMBER	WT. Lbs	DOME SIZE	LIST PRICE		
			NICKEL BRONZE (-1)	STAINLESS STEEL (-3)	CAST IRON (-50)
F1102,3,4-C-K	8.00	5" DIA	\$ 618.00	\$ 618.00	\$ 325.00
F1102,3,4-C-K(*)-83	W/SS MESH OVER DOME, ADD TO ABOVE:				\$ 478.00

WHEN NO MEMBRANE CLAMP IS REQUIRED, DELETE SUFFIX (-C) AND DEDUCT \$74.00

F1100-C-K, F1100-C-N, F1100-C-RS, and F1100-C-S OPTIONAL VARIATIONS:						CONTINUE
SUFFIX	DESCRIPTION	LIST PRICE	SUFFIX	DESCRIPTION	LIST PRICE	
-5	Sediment bucket (A1-PB)	\$ 98.00	-21	Secondary flat strainer (FD-9600 Series)	\$ 54.00	
-6	Security screws (TR25 Torx and pin) (H-1039A)	\$ 51.00	-28	Stainless Steel Body (Type 304) (2", 3", 4" No Hub only)	\$ 1095.00	
-7	Trap seal primer tapping	Standard	-30	PVC Socket Connection Body (2", 3" or 4")	No Add	
-8	Backwater valve (BV1250 Series) (2", 3", 4")	\$ 344.00	-31	ABS Socket Connection Body (2", 3" or 4")	No Add	
-10	Decorative polished top	\$ 153.00	-34	Closure plug (C1440 Series)	\$ 330.00	
-11	Acid resistant epoxy coated body (and clamp if needed)	\$ 237.00	-40	Underdeck clamp (A1-C3)	\$ 136.00	
-13	Galvanized body (and clamp if needed)	\$ 178.00	-41	Sump receiver (A1-BP)	\$ 232.00	
-15	Extension (DD-50)	\$ 125.00	-49	Chrome plated strainer assembly (add to -1 only)	\$ 36.00	


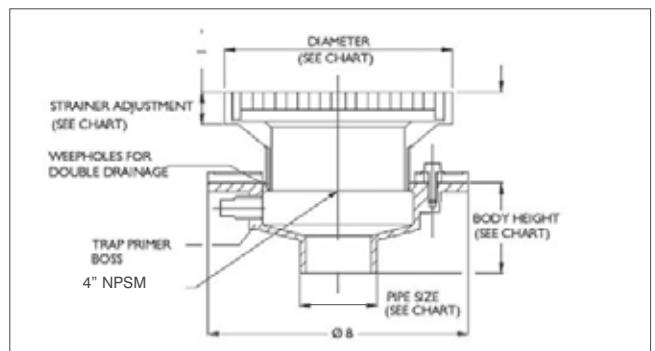
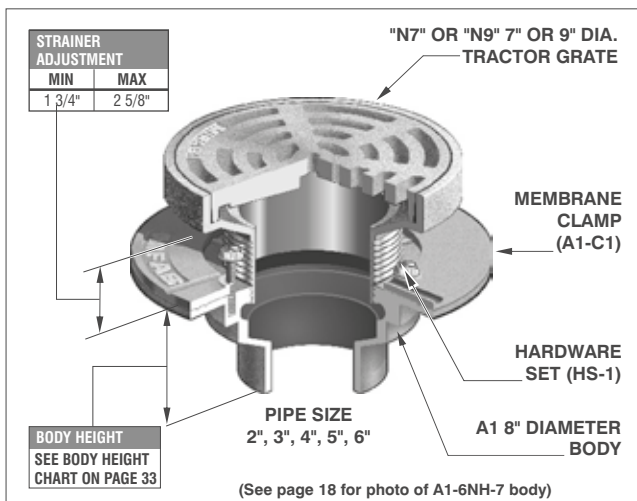
PVC/ABS SOCKET BODIES AVAILABLE FOR 2", 3" OR 4" CONNECTION SIZES

SEE NEXT PAGE FOR MORE OPTIONS.

FLOOR DRAINS

F1100-C-N FLOOR DRAIN WITH 7" OR 9" TRACTOR GRATE

F1100-C-N



(*) Denotes strainer diameter (7", or 9")
 (**) Denotes strainer finish (-1, -3 or -4)

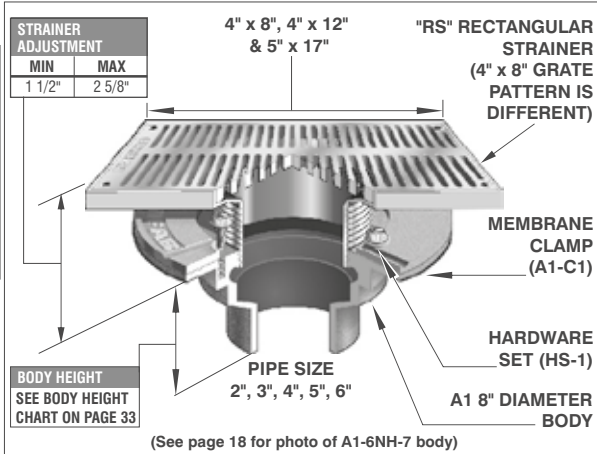
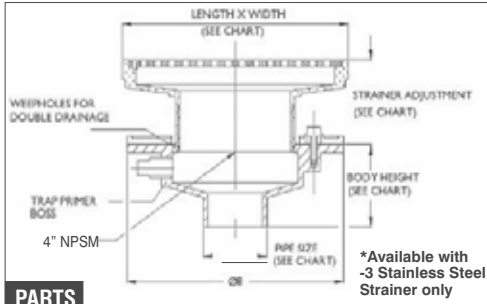
FLOOR DRAIN WITH 7" OR 9" TRACTOR GRATE					
MODEL NUMBER	WT. Lbs	STRAINER SIZE	LIST PRICE		
			NICKEL BRONZE (-1)	STAINLESS STEEL (-3)	DUCTILE IRON (-4)
F1102,3,4-C-N7*	9.50	7" DIA	\$ 1013.00	\$ 1013.00	\$ 489.00
F1102,3,4-C-N7-4	9.50	7" DIA	-	-	-
F1102,3,4-C-N9*	10.50	9" DIA	\$ 1404.00	\$ 1404.00	\$ 601.00
F1102,3,4-C-N9-4	10.50	9" DIA	-	-	-

*ADD 3/8" TO DIAMETER AND 3/16" TO HEIGHT FOR (-1), (-3), NB OR SS VENEER WHEN NO MEMBRANE CLAMP IS REQUIRED, DELETE SUFFIX (-C) AND DEDUCT \$74.00

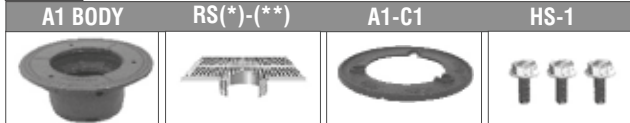
ANSI/ASME RATING		
STRAINER	FREE AREA	LOAD RATING
N7	11.0 IN ²	OVER 10000 lbs
N9	18.0 IN ²	OVER 10000 lbs

F1100-C-RS FLOOR DRAIN WITH RECTANGULAR STRAINER

F1100-C-RS



PARTS



(*) DENOTES STRAINER SIZE (4"X 8", 4"X 12",OR 5"X 17") DENOTES STRAINER FINISH (-1 OR -3)

FLOOR DRAIN WITH RECTANGULAR STRAINER

MODEL NUMBER	WT. Lbs	STRAINER SIZE	LIST PRICE: NICKEL BRONZE (-1) STAINLESS STEEL (-3)
F1102,3,4-C-RS48	10.50	4" x 8"	\$ 958.00
F1102,3,4-C-RS412	11.00	4" x 12"	\$ 1300.00
*F1102,3,4-C-RS517-3	14.00	5" x 17"	\$ 1383.00

WHEN NO MEMBRANE CLAMP IS REQUIRED, DELETE SUFFIX (-C) AND DEDUCT \$74.00

ANSI/ASME RATING

STRAINER	FREE AREA	LOAD RATING
RS48-1*	11.0 IN ²	UP TO 2000 lbs
RS412-1*	15.0 IN ²	UP TO 2000 lbs
RS517-3	20.0 IN ²	5,000 TO 7,499 lbs

*STAINLESS (-3) FOR ABOVE

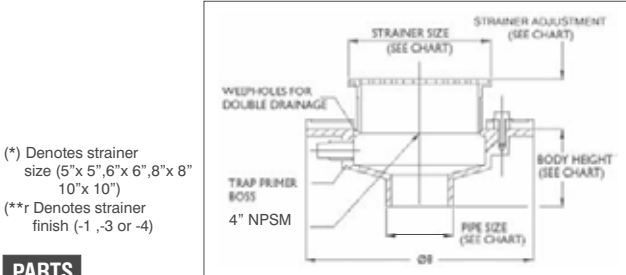
F1100-C-K, F1100-C-N, F1100-C-RS, and F1100-C-S OPTIONAL VARIATIONS: CONT FROM Page 38

SUFFIX	DESCRIPTION	LIST PRICE	SUFFIX	DESCRIPTION	LIST PRICE
-69	Stainless steel sediment bucket (A1-SSB)	\$ 193.00	-J-(1,3)	3" x 1" NB or SS oval funnel	\$ 386.00
-90	Threaded side outlet (2", 3") (N/A in -30,-31)	\$ 198.00	-J-50	3" x 1" cast iron oval funnel	\$ 161.00
	4" threaded side outlet (N/A in -30,-31)	\$ 371.00	P	Push on outlet (2", 3" or 4")	No Add
-95	Client logo	\$ 814.00	T	Threaded outlet (2", 3" or 4")	\$ 71.00
-C	Membrane clamp (A1-C1)	\$ 74.00	-Z	Extended wide elastomeric flange on top (use Z5 or ZS top)	\$ 1193.00
-C2	High rough-in membrane clamp (A1-C2)	\$ 74.00	X	Inside caulk outlet (2", 3" or 4")	No Add
-F4-(1,3)	4" NB or SS round funnel	\$ 382.00	5	5" no hub outlet	\$ 597.00
-F4-50	4" cast iron round funnel	\$ 161.00	5T	5" threaded outlet	\$ 597.00
-F6-(1,3)	6" NB or SS round funnel	\$ 573.00	5X	5" inside caulk outlet	\$ 597.00
-F6-50	6" cast iron round funnel	\$ 259.00	6	6" no hub outlet	\$ 597.00
-G-(1,3)	4" x 9" NB or SS oval funnel	\$ 797.00	6P	6" push on outlet*	\$ 597.00
-G-50	4" x 9" C.I. oval funnel	\$ 150.00			

* Specify POG-6 for C.I. pipe and POG-6-PVC for PVC pipe. 2", 3", 4" sizes use same gasket.
* Add -NH to -90 for no hub outlet - No Add.

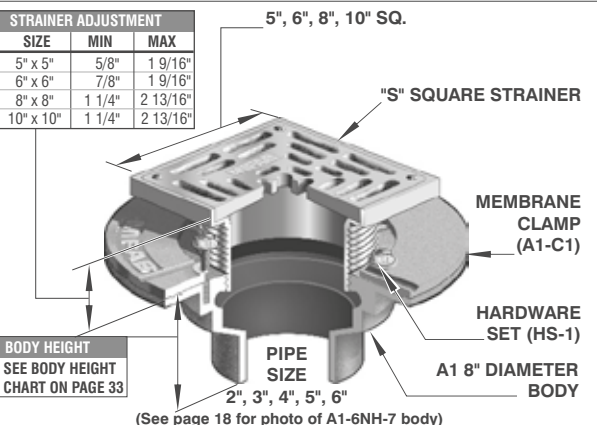
F1100-C-S SQUARE FLOOR DRAIN

F1100-C-S



(*) Denotes strainer size (5" x 5", 6" x 6", 8" x 8", 10" x 10")
(**) Denotes strainer finish (-1, -3 or -4)

PARTS



FLOOR DRAIN WITH SQUARE STRAINER

MODEL NUMBER	WT. Lbs	STRAINER SIZE	LIST PRICE: NICKEL BRONZE (-1) STAINLESS STEEL (-3)	LIST PRICE DUCTILE IRON (-4)
F1102,3,4-C-S5	8.00	5" x 5"	\$ 584.00	-
F1102,3,4-C-S6	10.50	6" x 6"	\$ 652.00	-
F1102,3,4-C-S8	12.00	8" x 8"	\$ 945.00	\$ 684.00
F1102,3,4-C-S10	13.50	10" x 10"	\$ 1501.00	-

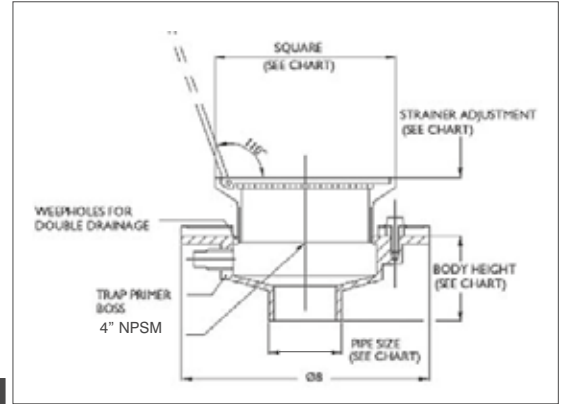
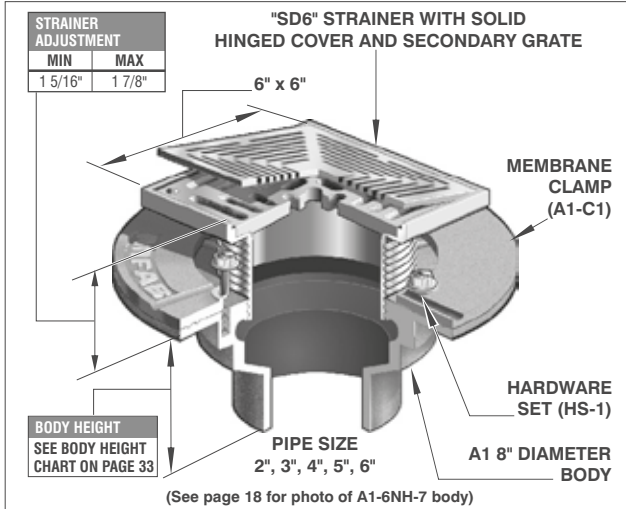
ANSI/ASME RATING

STRAINER	FREE AREA	LOAD RATING
5" x 5" NB	9 IN ²	UP TO 2000 lbs
6" x 6" NB	12 IN ²	UP TO 2000 lbs
8" x 8" NB	26 IN ²	UP TO 2000 lbs
8" x 8" DI	26 IN ²	OVER 10,000 lbs
5" x 5" SS	9 IN ²	5000 TO 7499 lbs
6" x 6" SS	12 IN ²	5000 TO 7499 lbs
10" x 10" SS	28 IN ²	5000 TO 7499 lbs


WHEN NO MEMBRANE CLAMP IS REQUIRED, DELETE SUFFIX (-C) AND DEDUCT \$74.00

F1100-C-SD FLOOR DRAIN WITH SQUARE SOLID HINGED COVER

F1100-C-SD



PARTS



ANSI/ASME RATING

STRAINER	FREE AREA	LOAD RATING
SD6-1,3	12 IN ²	5000 - 7499 lbs

(* Denotes strainer finish (-1 or -3)

FLOOR DRAINS

FLOOR DRAIN WITH SQUARE SOLID HINGED COVER

MODEL NUMBER	WT. Lbs	STRAINER SIZE	NICKEL BRONZE (-1) STAINLESS STEEL (-3)
F1102,3,4-C-SD6	11.50	6" x 6"	\$ 1126.00

WHEN NO MEMBRANE CLAMP IS REQUIRED, DELETE SUFFIX (-C) AND DEDUCT \$74.00

F1100-C-SD, F1100-C-SHG, F1100-C-T, and F1100-C-VD OPTIONAL VARIATIONS:

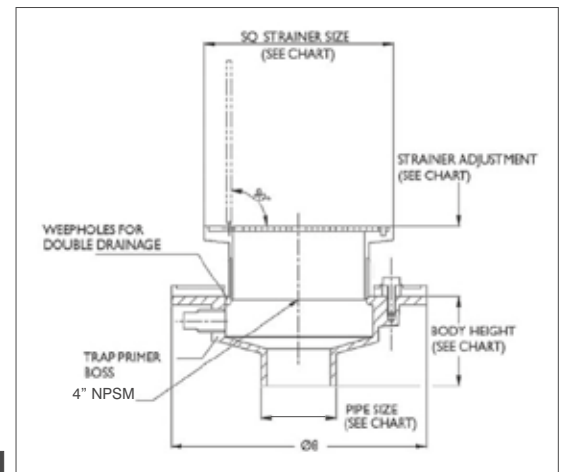
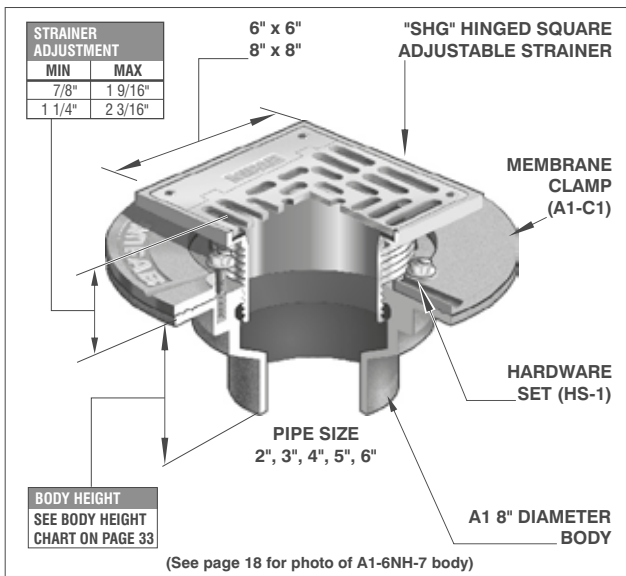
SUFFIX	DESCRIPTION	LIST PRICE	SUFFIX	DESCRIPTION	LIST PRICE
-5	Sediment bucket (A1-PB)	\$ 98.00	-21	Secondary flat strainer (FD-9600 Series)	\$ 54.00
-6	Security screws (TR25 Torx and pin) (H-1039A)	\$ 51.00	-28	Stainless Steel Body (Type 304) (2", 3", 4" No Hub only)	\$ 1095.00
-7	Trap seal primer tapping	Standard	-30	PVC Socket Connection Body (2", 3" or 4")	No Add
-8	Backwater valve (BV1250 Series) (2", 3", 4")	\$ 344.00	-31	ABS Socket Connection Body (2", 3" or 4")	No Add
-10	Decorative polished top	\$ 153.00	-34	Closure plug (C1440 Series)	\$ 330.00
-11	Acid resistant epoxy coated body (and clamp if needed)	\$ 237.00	-40	Underdeck clamp (A1-C3)	\$ 136.00
-13	Galvanized body (and clamp if needed)	\$ 178.00	-41	Sump receiver (A1-BP)	\$ 232.00
-15	Extension (DD-50)	\$ 125.00	-49	Chrome plated strainer assembly (add to -1 only)	\$ 36.00

PVC/ABS SOCKET BODIES AVAILABLE FOR 2", 3" OR 4" CONNECTION SIZES


SEE NEXT PAGE FOR MORE OPTIONS.

F1100-C-SHG FLOOR DRAIN WITH SQUARE ADJUSTABLE HINGED STRAINER

F1100-C-SHG



PARTS



ANSI/ASME RATING

STRAINER	FREE AREA	LOAD RATING
6" x 6"	9 IN ²	5000 - 7499 lbs
8" x 8"	20 IN ²	5000 - 7499 lbs

(* Denotes strainer size (6" x 6" or 8" x 8")

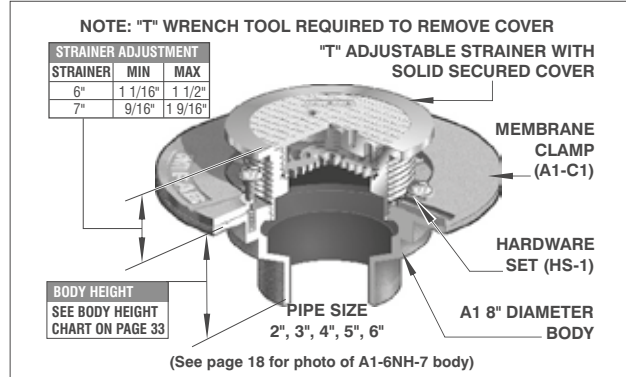
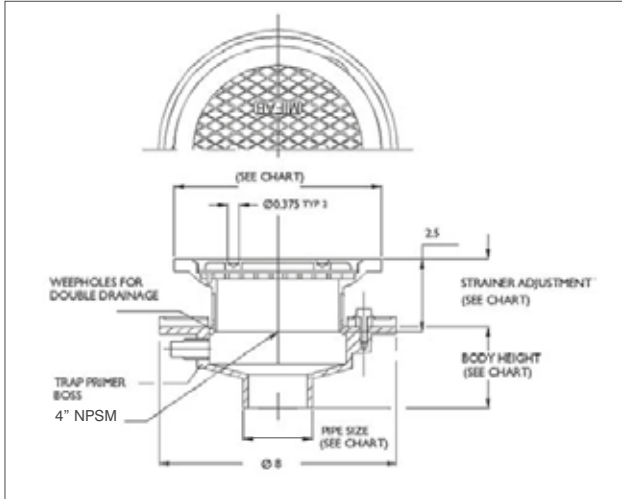
FLOOR DRAIN WITH SQUARE ADJUSTABLE HINGED STRAINER

MODEL NUMBER	WT. Lbs	STRAINER SIZE	LIST PRICE STAINLESS STEEL (-3)
F1102,3,4-C-SHG6-3	11.50	6" x 6"	\$ 899.00
F1102,3,4-C-SHG8-3	12.50	8" x 8"	\$ 1189.00

WHEN NO MEMBRANE CLAMP IS REQUIRED, DELETE SUFFIX (-C) AND DEDUCT \$74.00

F1100-C-T FLOOR DRAIN WITH ROUND STRAINER AND SOLID SECURED COVER

F1100-C-T



ANSI/ASME RATING		
STRAINER	FREE AREA	LOAD RATING
6" DIA	9 IN ²	5000 - 7499 lbs
7" DIA	12 IN ²	5000 - 7499 lbs

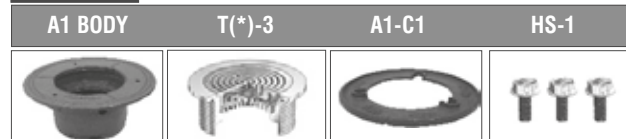


FLOOR DRAIN WITH ROUND STRAINER & SOLID SECURED COVER

MODEL NUMBER	WT. Lbs	STRAINER SIZE	LIST PRICE STAINLESS STEEL (-3)
F1102,3,4-C-T6-3	11.50	6" DIA	\$ 1027.00
F1102,3,4-C-T7-3	13.50	7" DIA	\$ 1402.00
H-1042	"T" WRENCH TOOL		\$ 136.00

WHEN NO MEMBRANE CLAMP IS REQUIRED, DELETE SUFFIX (-C) AND DEDUCT \$74.00

PARTS (*) Denotes strainer diameter (6" or 7")



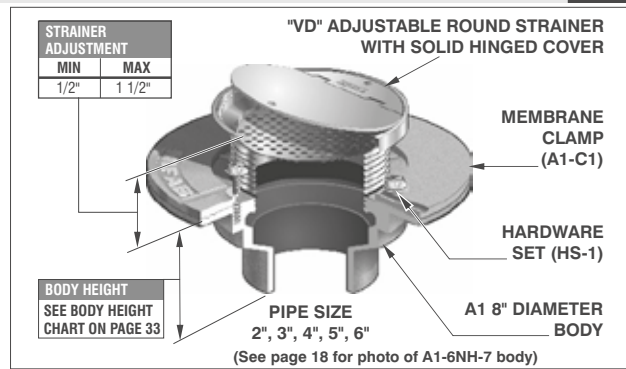
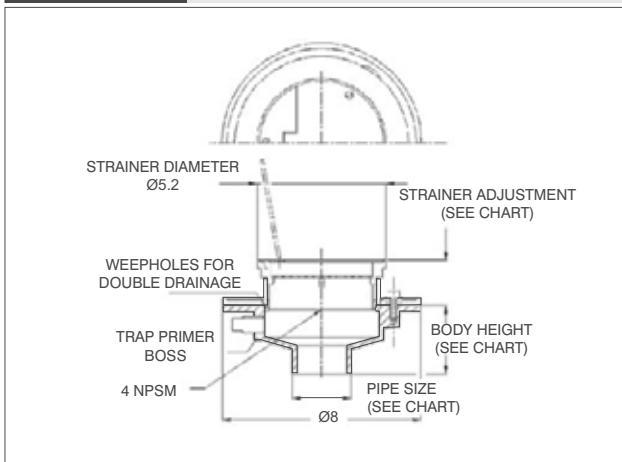
F1100-C-SD, F1100-C-SHG, F1100-C-T, and F1100-C-VD OPTIONAL VARIATIONS: CONT FROM Page 40

SUFFIX	DESCRIPTION	LIST PRICE	SUFFIX	DESCRIPTION	LIST PRICE
-69	Stainless steel sediment bucket (A1-SSB)	\$ 193.00	-J-(1,3)	3" x 1" NB or SS oval funnel	\$ 386.00
-90	Threaded side outlet (2", 3") (N/A in -30,-31)	\$ 198.00	-J-50	3" x 1" cast iron oval funnel	\$ 161.00
	4" threaded side outlet (N/A in -30,-31)	\$ 371.00	P	Push on outlet (2", 3" or 4")	No Add
-95	Client logo	\$ 814.00	T	Threaded outlet (2", 3" or 4")	\$ 71.00
-C	Membrane clamp (A1-C1)	\$ 74.00	-Z	Extended wide elastomeric flange on top (use Z5 or ZS top)	\$ 1193.00
-C2	High rough-in membrane clamp (A1-C2)	\$ 74.00	X	Inside caulk outlet (2", 3" or 4")	No Add
-F4-(1,3)	4" NB or SS round funnel	\$ 382.00	5	5" no hub outlet	\$ 597.00
-F4-50	4" cast iron round funnel	\$ 161.00	5T	5" threaded outlet	\$ 597.00
-F6-(1,3)	6" NB or SS round funnel	\$ 573.00	5X	5" inside caulk outlet	\$ 597.00
-F6-50	6" cast iron round funnel	\$ 259.00	6	6" no hub outlet	\$ 597.00
-G-(1,3)	4" x 9" NB or SS oval funnel	\$ 797.00	6P	6" push on outlet*	\$ 597.00
-G-50	4" x 9" C.I. oval funnel	\$ 150.00			

* Specify POG-6 for C.I. pipe and POG-6-PVC for PVC pipe. 2", 3", 4" sizes use same gasket.
* Add -NH to -90 for no hub outlet - No Add.

F1100-C-VD FLOOR DRAIN WITH ROUND STRAINER AND SOLID HINGED COVER

F1100-C-VD



ANSI/ASME RATING		
STRAINER	FREE AREA	LOAD RATING
5" DIA	5 IN ²	5000 - 7499 lbs

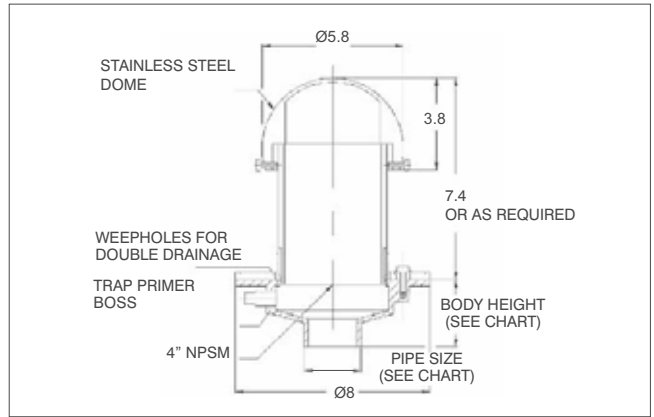
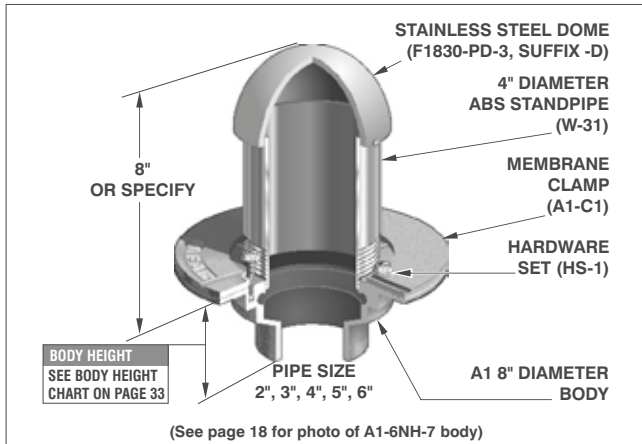


FLOOR DRAIN WITH ROUND STRAINER AND SOLID HINGED COVER

MODEL NUMBER	WT. Lbs	STRAINER SIZE	LIST PRICE STAINLESS STEEL (-3)
F1102,3,4-C-VD5	11.50	5" DIA	\$ 788.00

WHEN NO MEMBRANE CLAMP IS REQUIRED, DELETE SUFFIX (-C) AND DEDUCT \$74.00

F1100-C-WD OVERFLOW DRAIN WITH STANDPIPE AND OPTIONAL DOME F1100-C-WD



FLOOR DRAINS

OVERFLOW DRAIN WITH STANDPIPE AND DOME

MODEL NUMBER	WT. Lbs	STANDPIPE DIA X HT.	LIST PRICE STAINLESS STEEL (-3)
F1102,3,4-C-W(D)-3	9.50	4" x 6"	\$ 1772.00

DEDUCT FOR: LESS DOME - (DELETE SUFFIX (-D) AND DEDUCT \$345.00
 WHEN NO MEMBRANE CLAMP IS REQUIRED, DELETE SUFFIX (-C) AND DEDUCT \$74.00

F1100-C-W(D), F1100-C-X, F1100-C-XS, and F1100-C-Z OPTIONAL VARIATIONS: CONTINUE

SUFFIX	DESCRIPTION	LIST PRICE
-5	Sediment bucket (A1-PB)	\$ 98.00
-6	Security screws (TR25 Torx and pin) (H-1039A)	\$ 51.00
-7	Trap seal primer tapping	Standard
-8	Backwater valve (BV1250 Series) (2", 3", 4")	\$ 344.00
-10	Decorative polished top	\$ 153.00
-11	Acid resistant epoxy coated body (and clamp if needed)	\$ 237.00
-13	Galvanized body (and clamp if needed)	\$ 178.00
-15	Extension (DD-50)	\$ 125.00

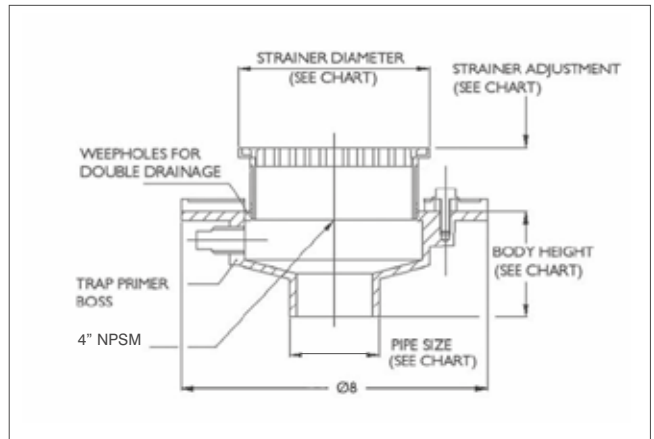
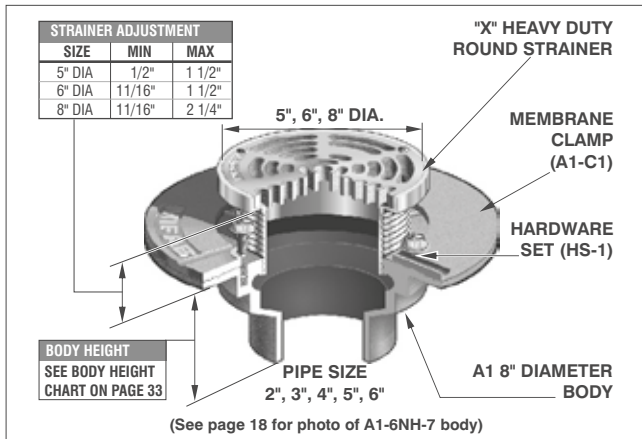
PARTS



PVC/ABS SOCKET BODIES AVAILABLE FOR 2", 3" OR 4" CONNECTION SIZES

SEE NEXT PAGE FOR MORE OPTIONS.

F1100-C-X FLOOR DRAIN WITH ROUND HEAVY DUTY STRAINER F1100-C-X



STRAINER	ANSI/ASME RATING		LOAD RATING		
	FREE AREA		NICKEL BRONZE	STAINLESS STEEL	DUCTILE IRON
5" DIA	8 IN ²		5000-7499 lbs	5000-7499 lbs	OVER 10,000 lbs
6" DIA	9 IN ²		5000-7499 lbs	5000-7499 lbs	-
8" DIA	18 IN ²		5000-7499 lbs	5000-7499 lbs	OVER 10,000 lbs

FLOOR DRAIN WITH ROUND HEAVY DUTY STRAINER

MODEL NUMBER	WT. Lbs	STRAINER SIZE	LIST PRICE: NICKEL BRONZE (-1)	LIST PRICE STAINLESS STEEL (-3)	LIST PRICE DUCTILE IRON (-4)
F1102,3,4-C-X5	7.50	5" DIA	\$ 675.00	\$ 384.00	
F1102,3,4-C-X6	8.00	6" DIA	\$ 781.00		
F1102,3,4-C-X8	10.00	8" DIA	\$ 1032.00	\$ 601.00	

WHEN NO MEMBRANE CLAMP IS REQUIRED, DELETE SUFFIX (-C) AND DEDUCT \$74.00

PARTS

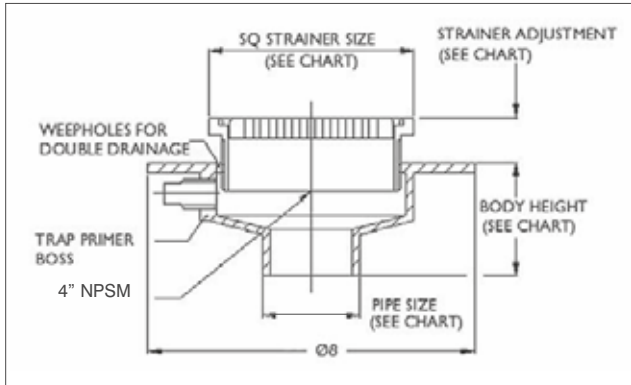


(*) Denotes strainer diameter (5", 6", or 8")
 (**) Denotes strainer finish (-1, -3, or -4)

F1100-C-XS

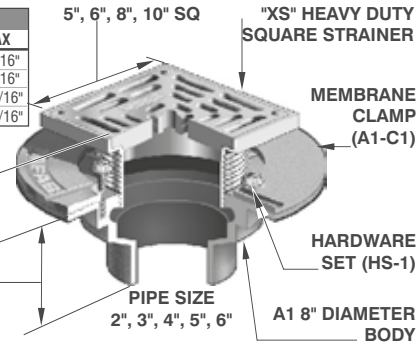
FLOOR DRAIN WITH HEAVY DUTY SQUARE STRAINER

F1100-C-XS



STRAINER ADJUSTMENT		
SIZE	MIN	MAX
5" x 5"	5/8"	1 9/16"
6" x 6"	7/8"	1 9/16"
8" x 8"	1 1/4"	2 13/16"
10" x 10"	1 1/4"	2 13/16"

BODY HEIGHT
SEE BODY HEIGHT CHART ON PAGE 33



(See page 18 for photo of A1-6NH-7 body)

STRAINER	FREE AREA	LOAD RATING		
		NICKEL BRONZE	STAINLESS STEEL	DUCTILE IRON
5" x 5"	9 IN ²	5000-7499 lbs	5000-7499 lbs	OVER 10,000 lbs
6" x 6"	12 IN ²	5000-7499 lbs	5000-7499 lbs	-
8" x 8"	26 IN ²	5000-7499 lbs	5000-7499 lbs	OVER 10,000 lbs
10" x 10"	28 IN ²		5000-7499 lbs	

FLOOR DRAIN WITH HEAVY DUTY SQUARE STRAINER				
MODEL NUMBER	WT. Lbs	STRAINER SIZE	LIST PRICE: NICKEL BRONZE (-1) STAINLESS STEEL (-3)	LIST PRICE DUCTILE IRON (-4)
F1102,3,4-C-XS5	8.50	5" x 5"	\$ 771.00	-
F1102,3,4-C-XS6	11.00	6" x 6"	\$ 838.00	-
F1102,3,4-C-XS8	12.50	8" x 8"	\$ 1132.00	\$ 684.00
F1102,3,4-C-XS10	13.50	10" x 10"	\$ 1992.00	-

WHEN NO MEMBRANE CLAMP IS REQUIRED, DELETE SUFFIX (-C) AND DEDUCT \$74.00

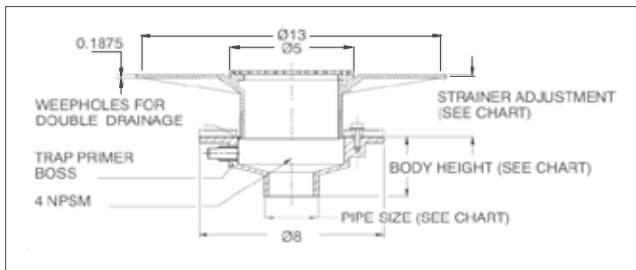
F1100-C-W(D), F1100-C-X, F1100-C-XS AND F1100-C-Z SERIES OPTIONAL VARIATIONS CONTINUED FROM PAGE 42					
SUFFIX	DESCRIPTION	LIST PRICE	SUFFIX	DESCRIPTION	LIST PRICE
-49	Chrome plated strainer assembly (add to -1 only)	\$ 36.00	-J-(1,3)	3" x 1" NB or SS oval funnel	\$ 386.00
-69	Stainless steel sediment bucket (A1-SSB)	\$ 193.00	-J-50	3" x 1" cast iron oval funnel	\$ 161.00
-90	Threaded side outlet (2", 3") (N/A in -30,-31)	\$ 198.00	P	Push on outlet (2", 3" or 4")	No Add
	4" threaded side outlet (N/A in -30,-31)	\$ 371.00	T	Threaded outlet (2", 3" or 4")	\$ 71.00
-95	Client logo	\$ 814.00	-Z	Extended wide elastomeric flange on top (use Z5 or ZS top)	\$ 1193.00
-C	Membrane clamp (A1-C1)	\$ 74.00	X	Inside caulk outlet (2", 3" or 4")	No Add
-C2	High rough-in membrane clamp (A1-C2)	\$ 74.00	5	5" no hub outlet	\$ 597.00
-F4-(1,3)	4" NB or SS round funnel	\$ 382.00	5T	5" threaded outlet	\$ 597.00
-F4-50	4" cast iron round funnel	\$ 161.00	5X	5" inside caulk outlet	\$ 597.00
-F6-(1,3)	6" NB or SS round funnel	\$ 573.00	6	6" no hub outlet	\$ 597.00
-F6-50	6" cast iron round funnel	\$ 259.00	6P	6" push on outlet*	\$ 597.00
-G-(1,3)	4" x 9" NB or SS oval funnel	\$ 797.00			
-G-50	4" x 9" C.I. oval funnel	\$ 150.00			

* Specify POG-6 for C.I. pipe and POG-6-PVC for PVC pipe. 2", 3", 4" sizes use same gasket.
* Add -NH to -90 for no hub outlet - No Add.

F1100-C-Z

FLOOR DRAIN WITH ELASTOMERIC FLANGE

F1100-C-Z

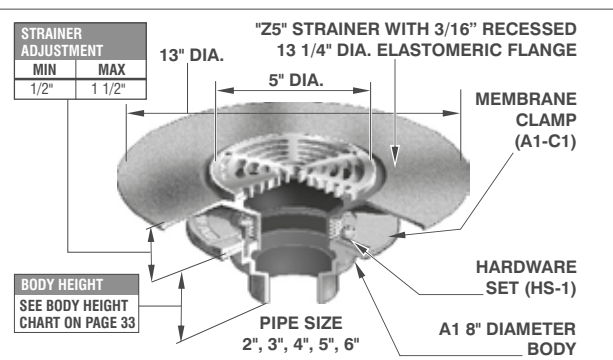


(* DENOTES STRAINER FINISH (-1 OR -3)


ANSI/ASME RATING		
STRAINER	FREE AREA	LOAD RATING
Z5-1	8 IN ²	UP TO 2000 lbs
Z5-3	8 IN ²	5000 - 7499 lbs

FLOOR DRAIN WITH ROUND STRAINER AND SOLID HINGED COVER				
MODEL NUMBER	WT. Lbs	STRAINER SIZE	LIST PRICE: NICKEL BRONZE (-1) STAINLESS STEEL (-3)	
F1102,3,4-C-Z5	8.50	5" DIA	\$ 1264.00	

WHEN NO MEMBRANE CLAMP IS REQUIRED, DELETE SUFFIX (-C) AND DEDUCT \$74.00

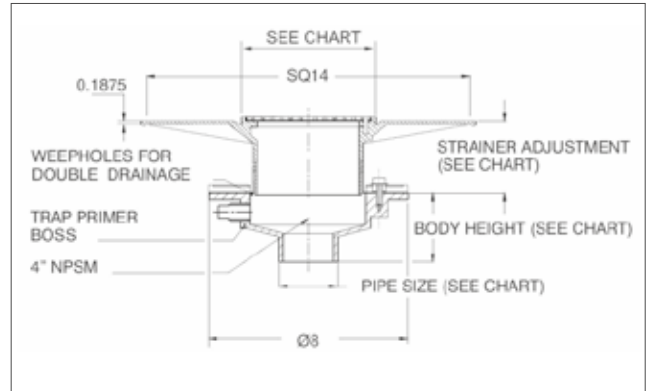
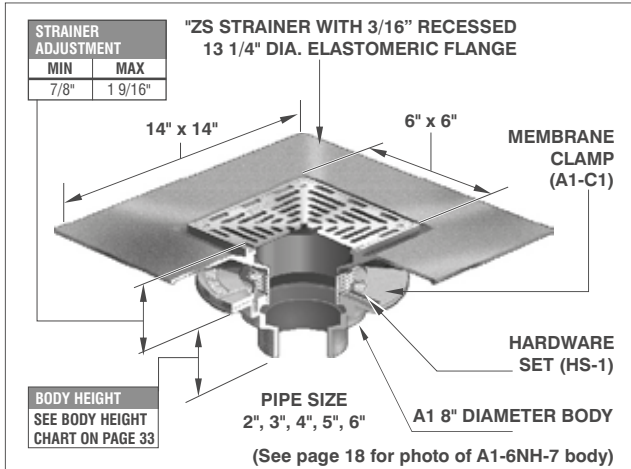


PARTS



F1100-C-ZS FLOOR DRAIN WITH SQUARE STRAINER AND ELASTOMERIC FLANGE

F1100-C-ZS



PARTS

A1 BODY	ZS-(*)	A1-C1	HS-1

(*) DENOTES STRAINER FINISH (-1 OR -3)

ANSI/ASME RATING

STRAINER	FREE AREA	LOAD RATING
ZS-1	12 IN ²	UP TO 2000 lbs
ZS-3	12 IN ²	5000 - 7499 lbs

FLOOR DRAIN WITH SQUARE STRAINER AND ELASTOMERIC FLANGE

MODEL NUMBER	WT. Lbs	STRAINER SIZE	LIST PRICE: NICKEL BRONZE (-1) STAINLESS STEEL (-3)
F1102,3,4-C-ZS	11.50	6" x 6"	\$ 1265.00

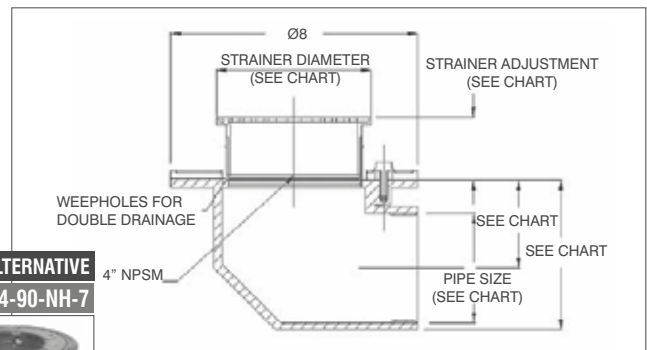
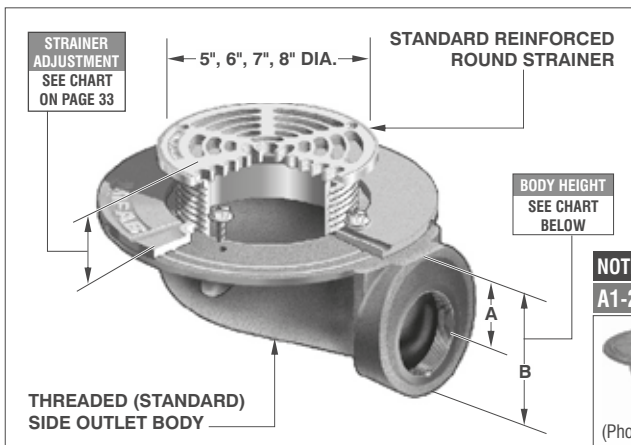
WHEN NO MEMBRANE CLAMP IS REQUIRED, DELETE SUFFIX (-C) AND DEDUCT \$74.00

OPTIONAL VARIATIONS CONTINUE ON PAGE 45

CONTINUE

F1100-C-90 FLOOR DRAIN WITH SIDE OUTLET

F1100-C-90



NOTE ALTERNATIVE
A1-2,3,4-90-NH-7

(Photo of A1 No Hub side outlet body)

PARTS

A1 (*)T-90-7	(*)-(**)
A1-C1	HS-1

ANSI/ASME RATING

FREE AREA / LOAD RATING
SEE STD (*) STRAINER CHART ON PAGE 33

ADD SUFFIX -NH FOR NO HUB OUTLET AND SPECIFY INTEGRAL A1 NO HUB BODY, A1-2,3,4-90-NH-7. NO ADD.

FOR ALL OTHER STRAINER TYPES, TAKE STRAINER PRICE FROM PAGES 46-47 AND ADD \$299.00 FOR 2" AND 3" THREADED SIDE OUTLET BODY AND \$473.00 FOR 4" THREADED SIDE OUTLET BODY

FLOOR DRAIN WITH SIDE OUTLET

MODEL NUMBER	WT. Lbs	OUTLET SIZE	STRAINER SIZE	LIST PRICE: NICKEL BRONZE (-1) STAINLESS STEEL (-3)	LIST PRICE DUCTILE IRON (-4)
F1102,3-C-90-5	6.50	2", 3"	5" DIA	\$ 636.00	\$ 582.00
F1104-C-90-5	7.00	4"	5" DIA	\$ 810.00	\$ 756.00
F1102,3-C-90-6	7.50	2", 3"	6" DIA	\$ 733.00	-
F1104-C-90-6	8.00	4"	6" DIA	\$ 906.00	-
F1102,3-C-90-7	8.00	2", 3"	7" DIA	\$ 815.00	-
F1104-C-90-7	8.50	4"	7" DIA	\$ 989.00	-
F1102,3-C-90-8	8.00	2", 3"	8" DIA	\$ 969.00	\$ 799.00
F1104-C-90-8	8.50	4"	8" DIA	\$ 1143.00	\$ 973.00

WHEN NO MEMBRANE CLAMP IS REQUIRED, DELETE SUFFIX (-C) AND DEDUCT \$74.00

(*) Denotes strainer diameter (5", 6", 7", or 8")
(**) Denotes strainer finish (-1, -3, or -4)
(+) Denotes threaded outlet (2", 3", or 4")

BODY HEIGHT

PIPE SIZE	A	B
2"	2 15/16"	3 7/8"
3"	3"	4 3/8"
4"	3 1/4"	4 3/8"

ABOVE DIMENSIONS ARE FOR STANDARD THREADED OR OPTIONAL NO HUB OUTLET

FLOOR DRAINS

OPTIONAL VARIATIONS


SUFFIX	DESCRIPTION	LIST PRICE
-5	Sediment bucket (A1-PB)	\$ 98.00
-6	Security screws (TR25 Torx and pin) (H-1039A)	\$ 51.00
-7	Trap seal primer tapping	\$ Standard
-8	Backwater valve (BV1250 Series) (2", 3", 4")	\$ 344.00
-10	Decorative polished top	\$ 153.00
-11	Acid resistant epoxy coated body (and clamp if needed)	\$ 237.00
-13	Galvanized body (and clamp if needed)	\$ 178.00
-15	Extension (DD-50)	\$ 125.00
-21	Secondary flat strainer (FD-9600 Series)	\$ 54.00
-28	Stainless Steel Body (Type 304) (2", 3", 4" No Hub only)	\$ 1095.00
-30	PVC Socket Connection Body (2", 3" or 4")	\$ No Add
-31	ABS Socket Connection Body (2", 3" or 4")	\$ No Add
-34	Closure plug (C1440 Series)	\$ 330.00
-40	Underdeck clamp (A1-C3)	\$ 136.00
-41	Sump receiver (A1-BP)	\$ 232.00
-49	Chrome plated strainer assembly (add to -1 only)	\$ 36.00
-69	Stainless steel sediment bucket (A1-SSB)	\$ 193.00
-90	Threaded side outlet (2", 3") (N/A in -30,-31)	\$ 198.00
	4" threaded side outlet (N/A in -30,-31)	\$ 371.00
-95	Client logo	\$ 814.00
-C	Membrane clamp (A1-C1)	\$ 74.00
-C2	High rough-in membrane clamp (A1-C2)	\$ 74.00
-F4-(1,3)	4" NB or SS round funnel	\$ 382.00
-F4-50	4" cast iron round funnel	\$ 161.00
-F6-(1,3)	6" NB or SS round funnel	\$ 573.00
-F6-50	6" cast iron round funnel	\$ 259.00
-G-(1,3)	4" x 9" NB or SS oval funnel	\$ 797.00
-G-50	4" x 9" C.I. oval funnel	\$ 150.00
-J-(1,3)	3" x 1" NB or SS oval funnel	\$ 386.00
-J-50	3" x 1" cast iron oval funnel	\$ 161.00
P	Push on outlet (2", 3" or 4")	\$ No Add
T	Threaded outlet (2", 3" or 4")	\$ 71.00
-Z	Extended wide elastomeric flange on top (use Z5 or ZS top)	\$ 1193.00
X	Inside caulk outlet (2", 3" or 4")	\$ No Add
5	5" no hub outlet	\$ 597.00
5T	5" threaded outlet	\$ 597.00
5X	5" inside caulk outlet	\$ 597.00
6	6" no hub outlet	\$ 597.00
6P	6" push on outlet*	\$ 597.00

F1000-C THROUGH F1100-C-90

VISUAL REFERENCE TO POPULAR OPTIONAL VARIATIONS



Because MIFAB'S® unique design allows the strainer assembly to install directly into the throat of the body, one can eliminate the membrane clamping collar and save \$74.00



FLOOR DRAINS

*(SPECIFY POG-6 FOR C.I. PIPE AND POG-6-PVC FOR PVC PIPE. 2",3",4" SIZES USE SAME GASKET).

* ADD -NH TO -90 FOR NO HUB OUTLET - NO ADD.

F1000-C THROUGH F1100-C-90

MODULAR BODIES

A1 BODY (F1100)		A1 BODY (F1100 W/SUFFIXES) -30(PVC) or -31(ABS)		A1-90 BODY (F1100-90)		A1-90-NH BODY		F1120 INTEGRAL TRAP BODY	
Description	List Price	Description	List Price	Description	List Price	Description	List Price	Description	List Price
2", 3", 4" body only	\$101.00	2", 3", 4" PVC (-30) body	\$101.00	2", 3" Threaded		2", 3" no hub side outlet body only	\$ 299.00	F1122T-PB-7*, F1123T-PB-7*	\$473.00
5", 6", body only	\$698.00	2", 3", 4" ABS (-31) body	\$101.00	Side outlet body only	\$ 299.00	4" no hub side outlet body only	\$ 473.00	F1124T-PB-7*	\$734.00
2", 3", 4" body and A1-C1 membrane clamp	\$175.00	2", 3", 4" body and A1-C1 membrane clamp	\$175.00	4" Threaded side outlet body only	\$ 473.00			*For A1-C1 membrane clamp add Suffix -C	\$ 74.00
F1130C INTEGRAL TRAP & CLEANOUT BODY AND MEMBRANE CLAMP		F1160 INTEGRAL TRAP BODY AND MEMBRANE CLAMP		F1170 INTEGRAL TRAP BODY W/AUX. INLETS		A4 PVC/ABS BODY		A4 CAST IRON BODY	
Description	List Price	Description	List Price	Description	List Price	Description	List Price	Description	List Price
2", 3", 4"	\$ 1024.00	3" Outlet	\$ 650.00	F1173-CA	\$ 834.00	2", 3", 4" PVC body only (A4-2,3,4-30-7)	\$ 101.00	2", 3", 4"	\$101.00
		4" Outlet	\$ 750.00	F1174-CA	\$ 918.00	2", 3", 4" ABS body only (A4-2,3,4-31-7)	\$ 101.00	Cast iron body only	

F1100-C STRAINERS F1000-C THROUGH F1100-C-90 MODULAR STRAINERS

F1100-C STRAINERS

MIFAB ADJUSTABLE STRAINERS

ADJUSTABLE STRAINERS MAY BE USED WITH PLASTIC "FITTING" BODIES; ATTACHED WITH "NH" CLAMP TO CAST IRON OR PLASTIC PIPE OR THREADED INTO MIFAB BODY ASSEMBLIES.

FOR STRAINER DIMENSIONS AND ADJUSTMENT RANGE, SEE F1100 SERIES ON PAGES 32 TO 44

NOTE: -1 = NICKEL BRONZE, -2 = POLISHED BRASS, -3 = STAINLESS STEEL, -4 = DUCTILE IRON, -49 = POLISHED CHROME, -50 = CAST IRON

STANDARD REINFORCED ROUND STRAINER




Part No.	Description	Wt. lbs	List Price NB (-1)	List Price SS (-3)
5-(1,2,3)	5" Dia.	1.25	\$ 263.00	\$ 263.00
5-49	5" Dia.	1.25	\$ 299.00	-
6-(1,3)	6" Dia.	1.75	\$ 360.00	\$ 360.00
7-(1,3)	7" Dia.	2.50	\$ 443.00	\$ 443.00
8-(1,3)	8" Dia.	4.00	\$ 597.00	\$ 597.00
10-(1,3)	10" Dia.	8.50	\$ 880.00	\$ 880.00

"AS" ANGLE STRAINER



Part No.	Description	Wt. lbs	List Price NB (-1)
AS	5" x 4" x 4"	4.25	\$ 1599.00

"DD" INDIRECT WASTE HUB



Part No.	Description	Wt. lbs	List Price NB (-1)	List Price SS (-3)
DD	4" Hub	2.50	\$ 236.00	\$ 236.00
DD-50	4" C/Iron Hub	2.25	\$ 125.00	

"EF" 4" ROUND FUNNEL STRAINER



Part No.	Description	Wt. lbs	List Price
EF-(1,3)*	4" Dia. Funnel	3.25	\$ 645.00
EF-50	4" Dia. Funnel	3.50	\$ 370.00
EF6-(1,3)*	6" Dia. Funnel	4.25	\$ 836.00
EF6-50	6" Dia. Funnel	4.50	\$ 468.00

*Available in Stainless Steel or Nickel Bronze

"EG" 4" & 9" ELONGATED FUNNEL STRAINER



Part No.	Description	Wt. lbs	List Price
EG-(1,3)*	9" Oval	4.25	\$ 1060.00
EG-50	9" Oval	5.25	\$ 591.00

*Available in Stainless Steel or Nickel Bronze

"F" FUNNELS ONLY*



Part No.	Description	Wt. lbs	List Price
F4-(1,3)*	(4" Round funnel only)	1.50	\$ 382.00
F4-50	(4" Round funnel only)	1.75	\$ 161.00
F6-(1,3)*	(6" Round funnel only)	2.00	\$ 573.00
F6-50	(6" Round funnel only)	2.50	\$ 259.00

*Available in Stainless Steel or Nickel Bronze

*Includes H-1083 (1/4 x 20 x 3/4 hex head screw and H-1081 washer)

"G" & "J" FUNNELS ONLY*



Part No.	Description	Wt. lbs	List Price
G-(1,3)*	(4" x 9" Oval funnel only)	2.50	\$ 797.00
G-50	(4" x 9" Oval funnel only)	3.50	\$ 150.00
J-(1,3)*	(3" x 1" Oval funnel only)	2.00	\$ 386.00
J-50	(3" x 1" Oval funnel only)	3.00	\$ 161.00

*Available in Stainless Steel or Nickel Bronze

*Includes H-1083 (1/4 x 20 x 3/4 hex head screw and H-1081 washer)

"ER" EXTENDED RIM STRAINER



Part No.	Description	Wt. lbs	List Price NB (-1) SS (-3)	List Price CI (-50)
ER7	7" Diameter	4.50	\$ 838.00	\$ 312.00
ER9	9" Diameter	5.75	\$ 1245.00	\$ 427.00

"FC" STRAINER WITH SURFACE MEMBRANE CLAMP



Part No.	Description	Wt. lbs	List Price NB (-1)	List Price SS (-3)
FC7	7" Diameter	5.25	\$ 1263.00	\$ 1263.00
FC9	9" Diameter	6.25	\$ 1662.00	\$ 1662.00

"FT" STRAINER WITH RECESSED TILE FLANGE



Part No.	Description	Wt. lbs	List Price NB (-1)	List Price SS (-3)
FT6	6" Diameter	3.25	\$ 838.00	\$ 838.00

"HG" ROUND HINGED STRAINER



Part No.	Description	Wt. lbs	List Price
HG5-3	5" Diameter	2.50	\$ 507.00
HG7-3	7" Diameter	5.00	\$ 564.00
HG8-3	8" Diameter	5.50	\$ 783.00

"K" DOME STRAINER



Part No.	Description	Wt. lbs	List Price
K-1	5" Diameter NB Dome	2.00	\$ 443.00
K-3	5" Diameter SS Dome	2.00	\$ 443.00
K-50	5" Diameter CI Dome	3.00	\$ 151.00

"N" TRACTOR GRATE



Part No.	Description	Wt. lbs	List Price
N7-1,3	7" Dia. NB or SS	5.75	\$ 838.00
N7-4	7" Dia. Ductile Iron	6.25	\$ 314.00
N9-1,3	9" Dia. NB or SS	7.25	\$ 1229.00
N9-4	9" Dia. Ductile Iron	8.00	\$ 427.00

"RS" RECTANGULAR STRAINER



4" x 8" grate pattern illustrated

Part No.	Description	Wt. lbs	List Price NB (-1)	List Price SS (-3)
RS48	4" x 8"	4.50	\$ 783.00	\$ 783.00
RS412	4" x 12"	5.50	\$ 1125.00	\$ 1125.00
RS517	5" x 17"	11.00		\$ 1209.00

FLOOR DRAINS

F1100-C STRAINERS F1000-C THROUGH F1100-C-90 MODULAR STRAINERS

F1100-C STRAINERS

FLOOR DRAINS

"S" REINFORCED SQUARE STRAINER



Part No.	Description	Wt. lbs	List Price NB (-1)	List Price SS (-3)
S5*	5" x 5"	2.00	\$ 409.00	\$ 409.00
S6	6" x 6"	3.00	\$ 477.00	\$ 477.00
S8	8" x 8"	7.00	\$ 771.00	\$ 771.00
S10	10" x 10"	12.00	\$1326.00	\$1326.00

*Also available in S5-2 and S5-49 \$ 450.00

"SD" SECONDARY GRATE WITH SOLID HINGED COVER



Part No.	Description	Wt. lbs	List Price NB (-1) SS (-3)
SD6-(1,3)	6" x 6"	4.50	\$ 951.00


*Available in Stainless Steel or Nickel Bronze

"SHG" SQUARE HINGED STRAINER



Part No.	Description	Wt. lbs	List Price SS (-3)
SHG6-3	6" x 6" SS	6.00	\$ 725.00
SHG8-3	8" x 8" SS	7.25	\$ 1014.00

"T" ROUND STRAINER AND SOLID SECURED COVER



Part No.	Description	Wt. lbs	List Price SS (-3)
T6-3	6" Diameter	4.00	\$ 852.00
T7-3	7" Diameter	5.00	\$ 1227.00

"VD" ROUND STRAINER AND SOLID HINGED COVER



Part No.	Description	Wt. lbs	List Price SS (-3)
VD5-3	5" Diameter	3.00	\$ 613.00

W(D) STANDPIPE (DOME)



Part No.	Description	Wt. lbs	List Price
A1-W-3	(Less Dome)	4.00	\$ 1252.00
WD-3	(With Dome)	5.50	\$ 1597.00

"X" HEAVY DUTY ROUND STRAINER



Part No.	Description	Wt. lbs	List Price NB (-1) SS (-3)	List Price DI (-4)
X5	5" Diameter	2.00	\$ 500.00	\$ 209.00
X6	6" Diameter	3.00	\$ 606.00	-
X8	8" Diameter	5.00	\$ 857.00	\$ 427.00

"XS" HEAVY DUTY SQUARE STRAINER



Part No.	Description	Wt. lbs	List Price NB (-1) SS (-3)	List Price DI (-4)
XS5	5" x 5"	2.25	\$ 596.00	
XS6	6" x 6"	3.50	\$ 664.00	
XS8	8" x 8"	7.00	\$ 957.00	\$ 509.00
XS10	10" x 10"	10.00	\$ 1817.00	\$ -

"Z" ROUND STRAINER WITH ELASTOMERIC FLANGE



Part No.	Description	Wt. lbs	List Price NB (-1)	List Price SS (-3)
Z5	5" Diameter	10.25	\$ 1089.00	\$ 1089.00

"ZS" SQUARE STRAINER WITH ELASTOMERIC FLANGE



Part No.	Description	Wt. lbs	List Price NB (-1)	List Price SS (-3)
ZS	6" x 6"	17.50	\$ 1090.00	\$ 1090.00

All of MIFAB's F1100-C strainers are manufactured with 4" N.P.S.M. threads so they can be installed into any 4" female pipe threaded body, coupling or accessory.

"SPR" SPACER RING FOR 5" OR 6" ROUND STRAINERS

Number Of Rings	Hardware (3 pieces required)	List Price
1 Ring	H-1014	\$ 24.00
2 Rings	H-1015	\$ 33.00
3 Rings	H-1016	\$ 34.00
4 Rings	H-1018	\$ 38.00

4+ Rings Contact MIFAB
NOTE: The same hardware is used for the 5" and 6" diameter spacer rings

Part No.	Description	Wt. lbs	List Price NB (-1)	List Price SS (-3)
SPR-5	5" Dia. x 3/8"	0.75	\$ 269.00	\$ 269.00
SPR-6	6" Dia. x 3/8"	1.00	\$ 269.00	\$ 269.00

NOTE: Must order hardware separately



Note:
SCREW THREAD SPECIFICATION
IS #10-24-UNC

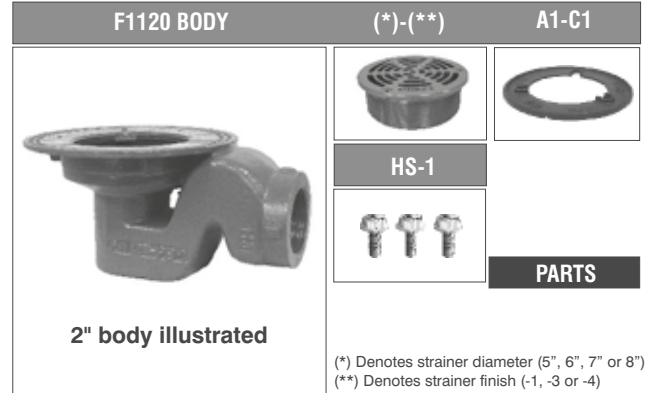
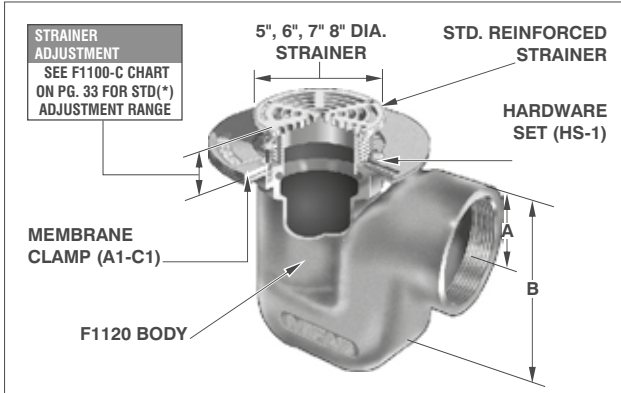
The SPR spacer ring can be used to adjust the height of the strainer to match any discrepancies in finished floor grade.

Any number of rings can be added together. Each ring adds 3/8" of height.



F1120T-C TERRACE DRAIN WITH INTEGRAL DEEP SEAL TRAP

F1120T-C



TERRACE DRAIN WITH INTEGRAL DEEP SEAL TRAP					
MODEL NUMBER	WT. Lbs	OUTLET SIZE	STRAINER SIZE	LIST PRICE: NICKEL BRONZE (-1) STAINLESS STEEL (-3)	LIST PRICE DUCTILE IRON (-4)
F1122,3T-C-5	15.00	2\", 3"	5\" DIA	\$ 774.00	\$ 720.00
F1124T-C-5	16.00	4"	5\" DIA	\$ 1071.00	\$ 1017.00
F1122,3T-C-6	17.00	2\", 3"	6\" DIA	\$ 871.00	\$ -
F1124T-C-6	18.00	4"	6\" DIA	\$ 1167.00	\$ -
F1122,3T-C-7	17.50	2\", 3"	7\" DIA	\$ 953.00	\$ -
F1124T-C-7	18.50	4"	7\" DIA	\$ 1250.00	\$ -
F1122,3T-C-8	19.00	2\", 3"	8\" DIA	\$ 1107.00	\$ 937.00
F1124T-C-8	20.00	4"	8\" DIA	\$ 1404.00	\$ 1234.00

ANSI/ASME RATING
SEE F1100-C CHART ON PG. 33 FOR RATINGS

BODY HEIGHT		
PIPE SIZE	A	B
2\"**	2 1/4"	5 3/16"
3\"**	2 1/2"	5 3/16"
4\"**	2 3/4"	7 3/8"

*ABOVE DIMENSIONS FOR STANDARD THREADED OR OPTIONAL NO HUB OUTLET


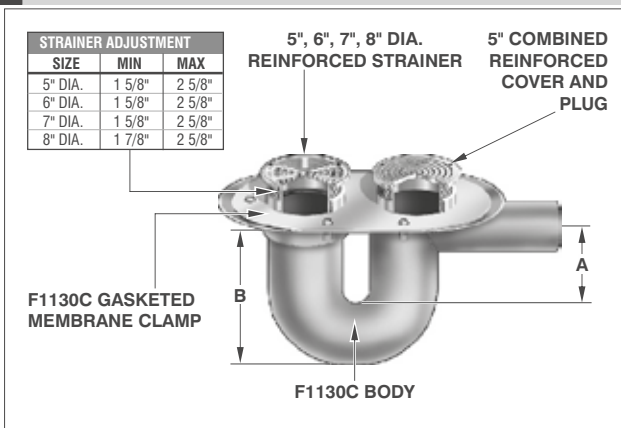
*ADD SUFFIX -NH FOR NO HUB ADAPTOR, FOR 2\" ADD \$89.00, FOR 3\" ADD \$125.00, FOR 4\" ADD \$198.00
WHEN NO MEMBRANE CLAMP IS REQUIRED, DELETE SUFFIX (-C) AND DEDUCT \$74.00

F1120-C, F1130C AND F1140C OPTIONAL VARIATIONS					
SUFFIX	DESCRIPTION	LIST PRICE	SUFFIX	DESCRIPTION	LIST PRICE
-5	Sediment bucket (A1-PB)	\$ 98.00	-F4-(1,3)	4\" NB or SS round funnel	\$ 382.00
-6	Security screws (TR25 Torx and pin) (H-1039A)	\$ 51.00	-F4-50	4\" cast iron round funnel	\$ 161.00
-7	Trap seal primer tapping (2\", 3\", 4\")	\$ 136.00	-F6-(1,3)	6\" NB or SS round funnel	\$ 573.00
-8	Backwater valve (BV1254) (Cannot use with -5)	\$ 344.00	-F6-50	6\" cast iron round funnel	\$ 259.00
-11	Acid resistant epoxy coated body (and clamp if needed)	\$ 375.00	-G-(1,3)	4\" x 9\" NB or SS oval funnel	\$ 797.00
-13	Galvanized body (and clamp if needed)	\$ 375.00	-G-50	4\" x 9\" C.I. oval funnel	\$ 150.00
-15	Extension (DD-50)	\$ 125.00	-J-(1,3)	3\" x 1\" NB or SS oval funnel	\$ 386.00
-15	Extension (F1130C, F1140C) (2 pcs DD-50)	\$ 251.00	-J-50	3\" x 1\" cast iron oval funnel	\$ 161.00
-AI	Auxiliary inlet (specify 1 1/2\" or 2\")	\$ 313.00	*-NH	No hub outlet (F1120 only)	See MI-850
-C	Membrane clamp (except F1120-C) (A1-C1)	No Add			

FOR OPTIONAL STRAINERS, SEE PAGES 46-47

F1130C FLOOR DRAIN WITH INTEGRAL DEEP SEAL TRAP AND CLEANOUT

F1130C



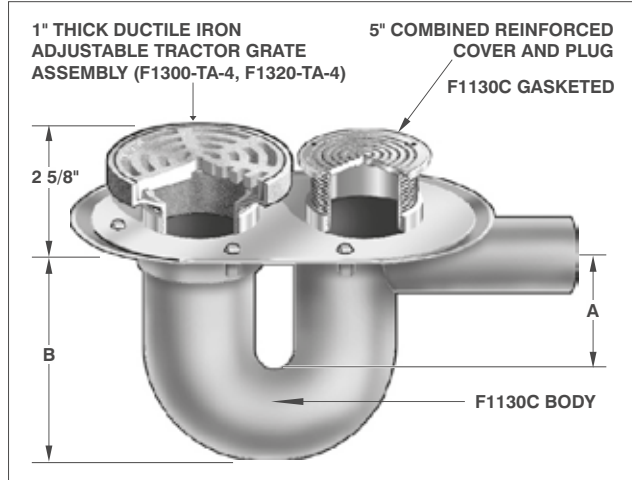
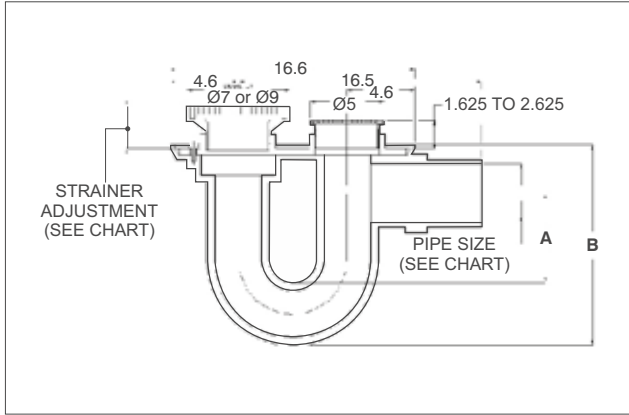
FLOOR DRAIN WITH INTEGRAL DEEP SEAL TRAP AND CLEANOUT					
MODEL NUMBER	WT. Lbs	OUTLET SIZE	STRAINER SIZE	LIST PRICE: NICKEL BRONZE (-1) STAINLESS STEEL (-3)	LIST PRICE DUCTILE IRON (-4)
F1132,3,4C-5	41.00	2\", 3\", 4"	5\" DIA	\$ 1285.00	\$ 1234.00
F1132,3,4C-6	43.00	2\", 3\", 4"	6\" DIA	\$ 1381.00	\$ -
F1132,3,4C-7	45.00	2\", 3\", 4"	7\" DIA	\$ 1463.00	\$ -
F1132,3,4C-8	47.00	2\", 3\", 4"	8\" DIA	\$ 1618.00	\$ 1450.00

COVER ADJUSTMENT	
MIN	MAX
1 5/8"	2 5/8"

BODY HEIGHT		
PIPE SIZE	A	B
2\" NO HUB	5 3/8"	13 1/2"
3\" NO HUB	6"	13 1/2"
4\" NO HUB	6 1/4"	13 1/2"

F1140C FLOOR DRAIN WITH 7" OR 9" ROUND TRACTOR GRATE, INTEGRAL DEEP SEAL TRAP & CLEANOUT

F1140C



(*) Denotes strainer diameter (F1300 or F1320)

(**) Denotes strainer finish (-1, -3, or -4)

SEE PAGE 48 FOR OPTIONAL VARIATIONS

ANSI/ASME RATING		
STRAINER	FREE AREA	LOAD RATING
F1300-TA-4	11.0 IN ²	OVER 10,000 lbs
F1320-TA-4	18.0 IN ²	OVER 10,000 lbs

F1130C BODY	F13(*)0-TA-(**)	R-(*)	ART
			(*) Denotes top assembly finish (-1, -3 or -4)

FLOOR DRAIN WITH 7" OR 9" ROUND TRACTOR GRATE, INTEGRAL DEEP SEAL TRAP & CLEANOUT					
MODEL NUMBER	WT. Lbs	NO HUB OUTLET SIZE	STRAINER SIZE	LIST PRICE: NICKEL BRONZE (-1)	LIST PRICE DUCTILE IRON (-4)
F1142,3,4C-7	45.00	2", 3", 4"	7" DIA	\$ 1865.00	\$ 1341.00
F1142,3,4C-9*	50.00	2", 3", 4"	9" DIA	\$ 2260.00	\$ 1452.00

BODY HEIGHT		
PIPE SIZE	A	B
2" NO HUB	5 3/8"	13 1/2"
3" NO HUB	6"	13 1/2"
4" NO HUB	6 1/4"	13 1/2"


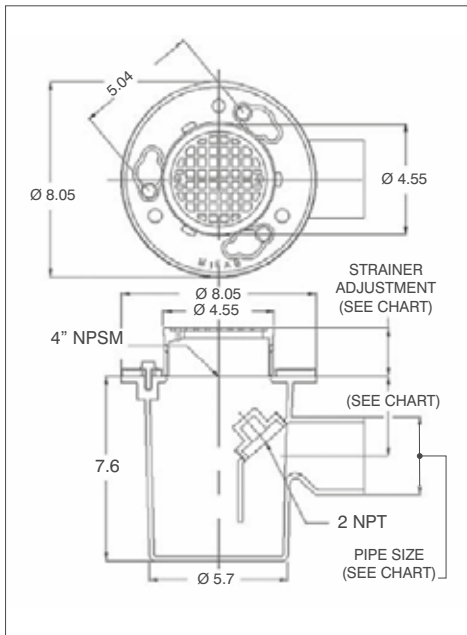
*ADD 3/8" TO 9" STRAINER DIAMETER AND 3/16" TO STRAINER HEIGHT FOR NB OR SS VENEER

FOR OPTIONAL STRAINERS, SEE PAGES 46-47

FOR F1160 OPTIONAL VARIATIONS, SEE PAGE 50

F1160-C PRISON CELL FLOOR DRAIN

F1160-C



BODY HEIGHT		
PIPE SIZE	A	B
3" No hub	3 3/4"	7 7/8"
4" No hub	3 3/4"	7 7/8"

F1160 BODY
4-1-6
A1-C1
HS-1
PARTS

PRISON CELL FLOOR DRAIN					
MODEL NUMBER	WT. Lbs	NO HUB OUTLET SIZE	STRAINER SIZE	LIST PRICE NICKEL BRONZE (-1)	LIST PRICE CHROME PLATED (-49)
F1163-C-4-1-6	13.00	3"	4" DIA	\$ 913.00	\$ 1180.00
F1164-C-4-1-6	13.00	4"	4" DIA	\$ 1013.00	\$ 1280.00

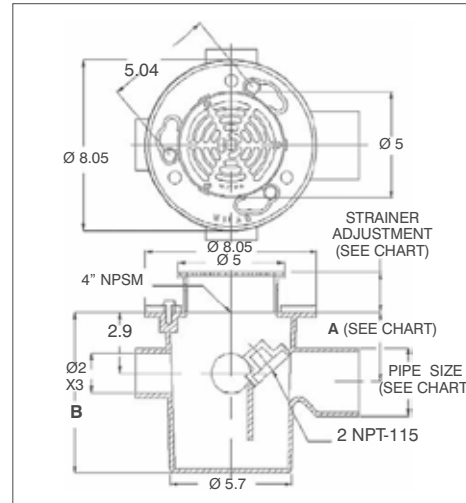
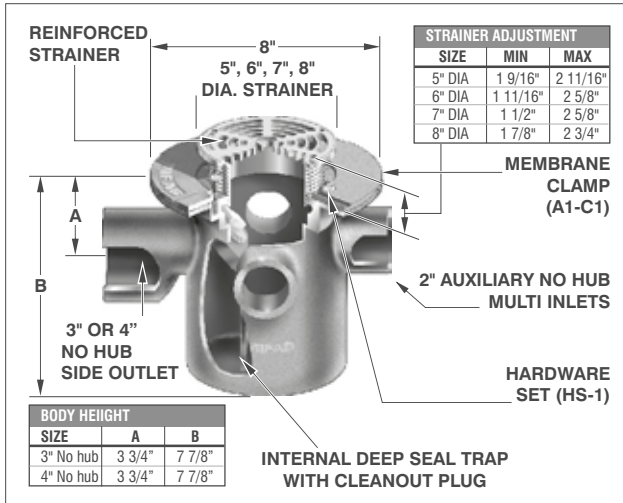
ANSI/ASME RATING		
STRAINER	FREE AREA	LOAD RATING
4-1-6	3.5 IN ²	UP TO 2000 lbs

WHEN NO MEMBRANE CLAMP IS REQUIRED, DELETE SUFFIX (-C) AND DEDUCT \$74.00

FLOOR DRAINS

F1170-C FLOOR DRAIN WITH MULTI INLETS, ROUND STRAINER AND INTEGRAL TRAP

F1170-C



F1170 BODY



(*)-(**)



A1-C1



HS-1



PARTS

(*) Denotes strainer size (5, 6, 7 or 8)
(**) Denotes strainer finish (-1 or -3)

FLOOR DRAIN WITH MULTI INLETS, ROUND STRAINER AND INTEGRAL TRAP				
MODEL NUMBER	WT. Lbs	OUTLET SIZE	STRAINER SIZE	LIST PRICE: NICKEL BRONZE (-1) STAINLESS STEEL (-3)
F1173, 4-C-5	21.00	3" or 4"	5" DIA	\$ 1024.00
F1173, 4-C-6	21.50	3" or 4"	6" DIA	\$ 1120.00
F1173, 4-C-7	22.00	3" or 4"	7" DIA	\$ 1203.00
F1173, 4-C-8	23.00	3" or 4"	8" DIA	\$ 1357.00

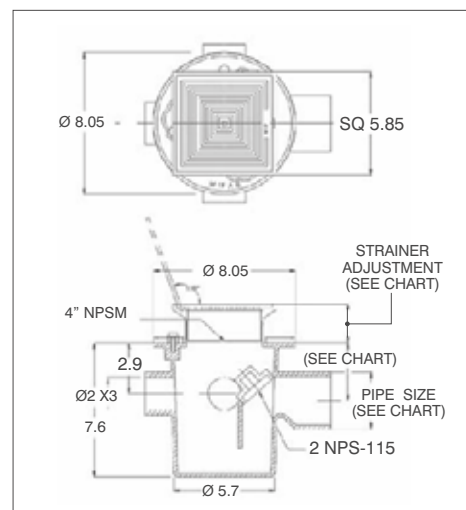
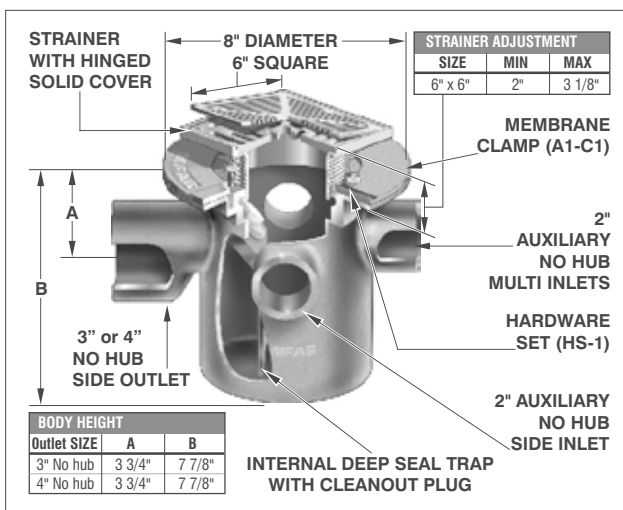
ANSI/ASME RATING	
FREE AREA	LOAD RATING
SEE F1100-C CHART ON PG. 33 FOR RATINGS	

WHEN NO MEMBRANE CLAMP IS REQUIRED, DELETE SUFFIX (-C) AND DEDUCT \$74.00

F1160-C AND F1170-C VARIATIONS:					
SUFFIX	DESCRIPTION	LIST PRICE	SUFFIX	DESCRIPTION	LIST PRICE
-5	Sediment bucket (A1-PB)	\$ 98.00	-44	2" no hub side inlet (specify location)	\$ 175.00
-6	Security screws (TR25 Torx & pin) (H-1039A)	\$ 51.00	-F4-(1,3)	4" NB or SS round funnel	\$ 382.00
-7	Trap seal primer tapping	\$ 148.00	-F4-50	4" cast iron round funnel	\$ 161.00
-8	Backwater valve (BV1250 Series) (2", 3", 4")	\$ 344.00	-F6-(1,3)	6" NB or SS round funnel	\$ 573.00
-10	Decorative polished top	\$ 153.00	-F6-50	6" cast iron round funnel	\$ 259.00
-11	Acid resistant epoxy coated body (and clamp if needed)	\$ 338.00	-G-(1,3)	4" x 9" NB or SS oval funnel	\$ 797.00
-13	Galvanized body (and clamp if needed)	\$ 338.00	-G-50	4" x 9" C.I. oval funnel	\$ 150.00
-15	Extension (DD-50)	\$ 125.00	-J-(1,3)	3" x 1" NB or SS oval funnel	\$ 386.00
-34	Closure plug (C1440 Series)	\$ 330.00	-J-50	3" x 1" cast iron oval funnel	\$ 161.00
			-Z	Extended wide elastomeric flange on top (use Z5 or ZS top)	\$ 1193.00

F1170-C-SD FLOOR DRAIN WITH MULTI INLETS, SQUARE SOLID HINGED COVER & INTEGRAL TRAP

F1170-C-SD



F1170 BODY



(SD6)-(*)



A1-C1



HS-1



PARTS

(*) Denotes strainer finish (-1 or -3)



FLOOR DRAIN WITH MULTI INLETS, SQUARE STRAINER AND INTEGRAL TRAP				
MODEL NUMBER	WT. Lbs	OUTLET SIZE	STRAINER SIZE	LIST PRICE: NICKEL BRONZE (-1) STAINLESS STEEL (-3)
F1173, 4-C-SD6	25.50	3" or 4"	6" x 6"	\$ 1711.00

ANSI/ASME RATING	
FREE AREA	LOAD RATING
12.0 IN ²	5,000-7,499 Lbs

WHEN NO MEMBRANE CLAMP IS REQUIRED, DELETE SUFFIX (-C) AND DEDUCT \$74.00

F1212TC FLOOR DRAIN FOR MEMBRANE FLOOR AREAS

F1212TC

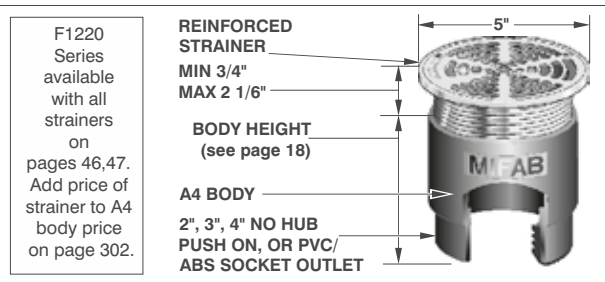
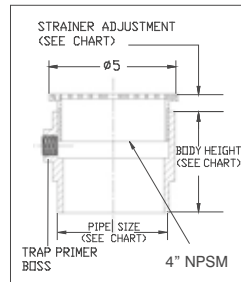



STRAINER ADJUSTMENT			ANSI/ASME RATING	BODY HEIGHT		F1210C OPTIONAL VARIATIONS		
PIPE SIZE	MIN	MAX	LOAD RATING	PIPE SIZE	THREADED	SUFFIX	DESCRIPTION	LIST PRICE
2"	1 1/4"	2 3/8"	UP TO 2000 Lbs	2"	2 5/16"	-15	Extension (Cast iron)	\$ 125.00

FLOOR DRAIN FOR MEMBRANE FLOOR AREAS				AVAILABLE IN 2" THREADED CONNECTION ONLY	LIST PRICE
MODEL NUMBER	WT. Lbs	STRAINER SIZE	OUTLET SIZE		CHROME PLATED (-49)
F1212TC	3.65	4" DIA	2" I.P.S.		\$ 388.00

F1220 FLOOR DRAIN FOR NON MEMBRANE & CORE DRILL FLOOR AREAS

F1220



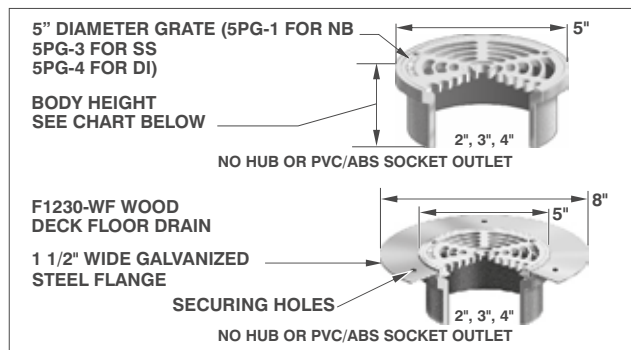
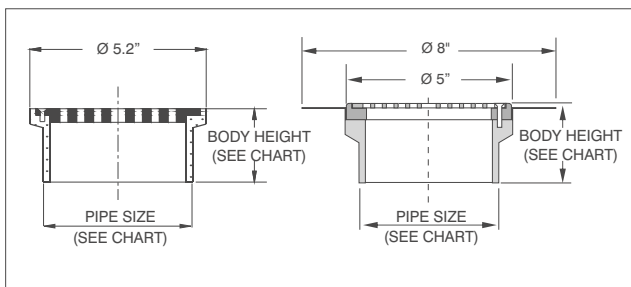
(*) DENOTES STRAINER DIAMETER (5", 6", 7" OR 8")
 (**) DENOTES STRAINER FINISH (-1, -3 OR -4)

FLOOR DRAIN FOR NON MEMBRANE & CORE DRILL FLOOR AREAS					
MODEL NUMBER	WT. Lbs	OUTLET SIZE	STRAINER SIZE	NICKEL BRONZE (-1) STAINLESS STEEL (-3)	LIST PRICE DUCTILE IRON (-4)
F1222,3,4	5.00	2,3,4" NO HUB	5" DIA	\$ 438.00	\$ 384.00
F1222,3,4P	6.00	2,3,4" PUSH ON	5" DIA	\$ 438.00	\$ 384.00
F1222,3,4-30/31	3.00	2,3,4" PVC/ABS	5" DIA	\$ 438.00	\$ 384.00

ANSI/ASME RATING		
STRAINER	FREE AREA	LOAD RATING
5" DIA DI	8 IN²	OVER 10,000 lbs
5" DIA NB	8 IN²	UP TO 2000 lbs
5" DIA SS	8 IN²	5000-7499 lbs

F1230 F1230 FLOOR DRAIN & F1230-WF WOOD DECK FLOOR DRAIN

F1230



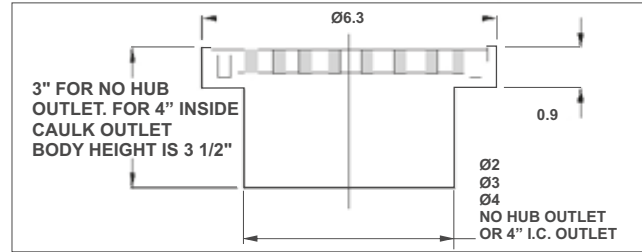
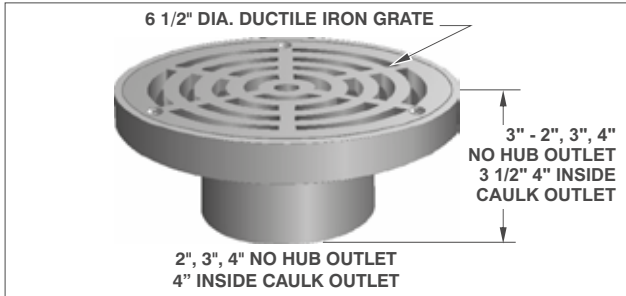
F1230 BODY HEIGHT		
PIPE SIZE	CAST IRON	PVC/ABS
2" NO HUB	2 1/2"	2 15/16"
3" NO HUB	2 1/2"	2 15/16"
4" NO HUB	2 1/2"	2 15/16"

F1230, F1230-WF ANSI/ASME RATING		
STRAINER	FREE AREA	LOAD RATING
NB GRATE	8 IN²	UP TO 2000 lbs
DI GRATE	8 IN²	OVER 10,000 lbs
SS GRATE	8 IN²	5000-7499 lbs

F1230 & F1230-WF FLOOR DRAIN					
MODEL NUMBER	WT. Lbs	OUTLET SIZE	STRAINER SIZE	LIST PRICE: NB BODY W/NB (-1) STAINLESS STEEL (-3)	LIST PRICE: CI BODY (-50) W/DUCTILE IRON (-4)
F1232,3,4	4.00	2", 3", 4"	5" DIA	\$ 282.00	\$ 207.00
F1232,3,4-WF	4.75	2", 3", 4"	5" DIA	\$ 390.00	\$ 313.00
MODEL NUMBER	WT. Lbs	OUTLET SIZE	STRAINER SIZE	LIST PRICE: PVC OR ABS SOCKET BODY W/NICKEL BRONZE (-1)	LIST PRICE: PVC OR ABS SOCKET BODY W/DUCTILE IRON (-4)
F1232,3,4-30,-31	2.00	2", 3", 4"	5" DIA	\$ 282.00	\$ 207.00
F1232,3,4-WF-30,31	2.75	2", 3", 4"	5" DIA	\$ 390.00	\$ 313.00

F1240 NON ADJUSTABLE AREA DRAIN

F1240



F1240 ANSI/ASME RATING		
STRAINER	FREE AREA	LOAD RATING
F1240-PG-4	10.0 IN ²	OVER 10,000 lbs

Note: Flow through shank of top assembly is equal to 4" pipe.

F1240 NON ADJUSTABLE AREA DRAIN				
MODEL NUMBER	WT. Lbs	OUTLET SIZE	STRAINER SIZE	LIST PRICE DUCTILE IRON (-4)
F1242,3,4	5.00	2", 3", 4"	6 1/2" DIA	\$ 294.00
F1244X	5.00	4" I.C.	6 1/2" DIA	\$ 294.00

AREA DRAINS

F1300-C, F1320-C & F1320-C-TFB OPTIONAL VARIATIONS:

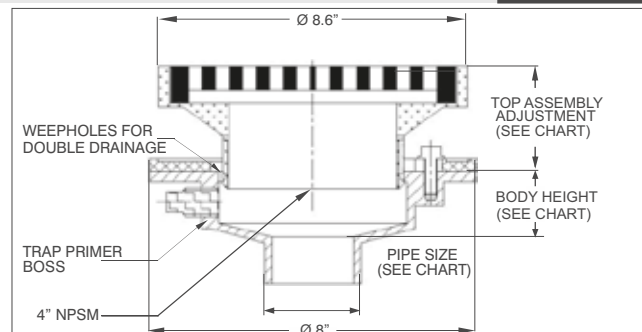
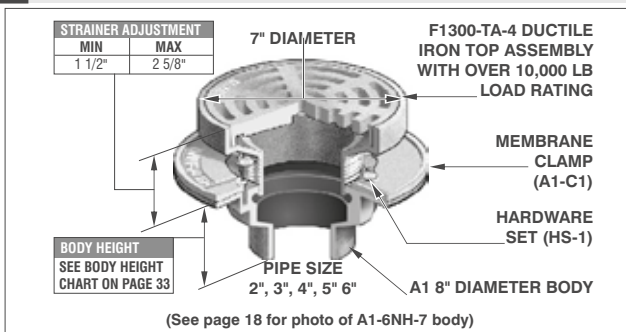
SUFFIX	DESCRIPTION	LIST PRICE	SUFFIX	DESCRIPTION	LIST PRICE
-5	Sediment bucket (Std. with -TFB) (A1-MB)	\$ 125.00	-150	Half grate	\$ 104.00
-6	Vandal proof secured grate (TR30 Torx and pin) (H-1072)	\$ 135.00	-175	Three quarter grate	\$ 104.00
-7	Trap seal primer tapping	\$ 136.00	-F4-(1,3)	4" NB or SS round funnel	\$ 382.00
-8	Backwater valve (2", 3", 4") (BV1250 Series) (2", 3", 4")	\$ 344.00	-F4-50	4" cast iron round funnel	\$ 161.00
-11	All acid resistant epoxy coated	\$ 454.00	-F6-(1,3)	6" NB or SS round funnel	\$ 573.00
-12	Galvanized top assembly	\$ 196.00	-F6-50	6" cast iron round funnel (F1530-TA or F1540-TA)	\$ 259.00
-13	All galvanized	\$ 388.00	-G-(1,3)	4" x 9" NB or SS oval funnel	\$ 797.00
-15	Extension (DD-50)	\$ 125.00	-G-50	4" x 9" C.I. oval funnel	\$ 150.00
-16	Square top assembly (Except -TFB)	\$ 293.00	-J-(1,3)	3" x 1" NB or SS oval funnel	\$ 386.00
-21	Secondary S.S. flat strainer (2", 3", 4") (FD-9600 series)	\$ 54.00	-J-50	3" x 1" cast iron oval funnel	\$ 161.00
-25-1	Solid Secured Hinged NB Cover (For 9" round only)	\$ 716.00	P	Push on outlet (2", 3" or 4")	No Add
-28	Stainless Steel Body (Type 304) (2", 3", 4" No Hub only)	\$ 1095.00	T	Threaded outlet (2", 3" or 4")	\$ 71.00
-30	PVC Socket Connection Body (2", 3" or 4")	No Add	-Z	Extended wide elastomeric flange on top (use Z5 or ZS top)	\$ 1193.00
-31	ABS Socket Connection Body (2", 3" or 4")	No Add	X	Inside caulk outlet (2", 3" or 4")	No Add
-32	2", 3", 4" Integral deep seal trap (MI-950 series)	\$ 397.00	5	5" no hub outlet	\$ 597.00
-34	Closure plug (C1440 Series)	\$ 330.00	5T	5" threaded outlet	\$ 597.00
-40	Underdeck clamp (A1-C3)	\$ 136.00	5X	5" inside caulk outlet	\$ 597.00
-41	Sump receiver (A1-BP)	\$ 232.00	6	6" no hub outlet	\$ 597.00
-90	Threaded side outlet (2", 3") (N/A in -30,-31)	\$ 198.00	6P	6" push on outlet*	\$ 597.00
-90	Threaded side outlet (4") (N/A in -30,-31)	\$ 371.00			

*PVC/ABS SOCKET BODIES AVAILABLE FOR 2", 3", 4" CONNECTION SIZES

*SPECIFY POG-6 FOR C.I. PIPE AND POG-6-PVC FOR PVC PIPE. 2", 3", 4" SIZES USE SAME GASKET. *ADD -NH TO -90 FOR NO HUB OUTLET - NO ADD.

F1300-C AREA DRAIN W/7" ROUND ADJUSTABLE HEAVY DUTY TRACTOR GRATE W/MEMBRANE CLAMP

F1300-C



ANSI/ASME RATING		
STRAINER	FREE AREA	LOAD RATING
F1300-TA-1	11.0 IN ²	OVER 10,000 lbs
F1300-TA-3	11.0 IN ²	OVER 10,000 lbs
F1300-TA-4	11.0 IN ²	OVER 10,000 lbs

Note: Flow through shank of top assembly is equal to 4" pipe.

PARTS	A1 BODY	F1300-TA-4	A1-C1	HS-1

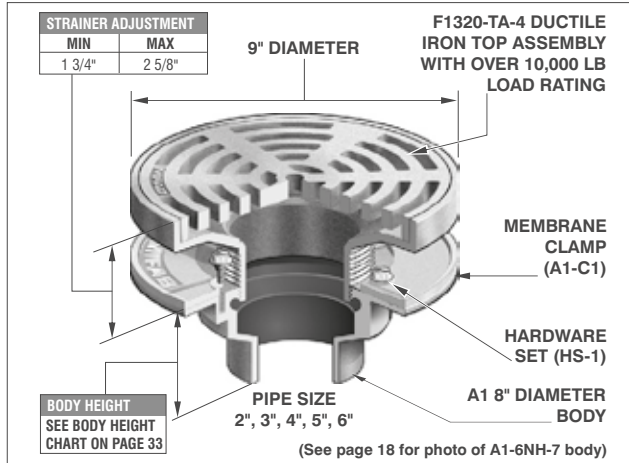
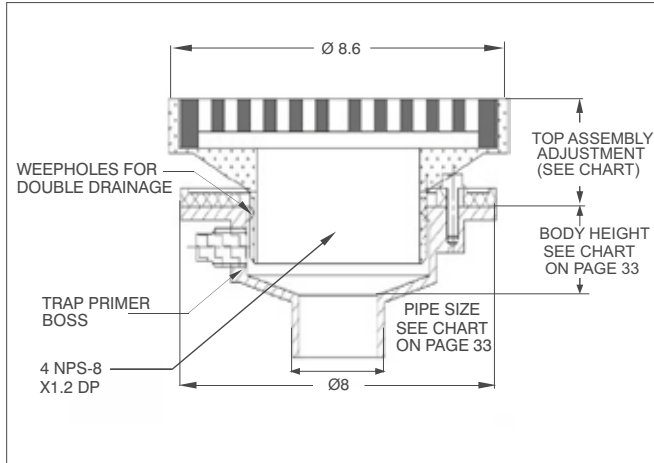
F1300-C AREA DRAIN WITH 7" ROUND ADJUSTABLE HEAVY DUTY TRACTOR GRATE WITH MEMBRANE CLAMP

MODEL NUMBER	WT. Lbs	STRAINER DESCRIPTION	LIST PRICE LACQUERED CAST IRON BODY WITH:		
			DUCTILE IRON (-4)	NICKEL BRONZE (-1)	STAINLESS STEEL (-3)
F1302,3,4-C	12.00	7" Dia. Adj. tractor grate	\$ 488.00	\$ 753.00	\$ 753.00
F1302,3,4-C-14	12.00	7" Dia. Adj. flat grate	\$ 397.00	\$ 674.00	\$ 674.00
F1302,3,4-C-Y	12.00	7" Dia. Non-Adj. tractor grate	\$ 397.00	\$ 674.00	\$ 674.00
F1302,3,4-C-Y-14	12.00	7" Dia. Non-Adj. flat grate	\$ 397.00	\$ 674.00	\$ 674.00

WHEN NO MEMBRANE CLAMP IS REQUIRED DELETE SUFFIX (-C) AND DEDUCT \$74.00

F1320-C AREA DRAIN WITH 9" ROUND ADJUSTABLE HEAVY DUTY TRACTOR GRATE W/MEMBRANE CLAMP

F1320-C



(* DENOTES STRAINER FINISH (-1, -3 OR -4)

ANSI/ASME RATING		
STRAINER	FREE AREA	LOAD RATING
F1320-TA-1	18.0 IN ²	OVER 10,000 lbs
F1320-TA-3	18.0 IN ²	OVER 10,000 lbs
F1320-TA-4	18.0 IN ²	OVER 10,000 lbs

*ADD 3/8" TO 9" STRAINER DIAMETER AND 3/16" TO STRAINER HEIGHT FOR NB OR SS VENEER

PARTS

A1 BODY	F1320-TA-(*)	A1-C1	HS-1

F1320-C AREA DRAIN WITH 9" ROUND ADJUSTABLE HEAVY DUTY TRACTOR GRATE WITH MEMBRANE CLAMP					
MODEL NUMBER	WT. Lbs	STRAINER DESCRIPTION	LIST PRICE LACQUERED CAST IRON BODY WITH:		
			DUCTILE IRON (-4)	NICKEL BRONZE VENEER (-1)	STAINLESS STEEL VENEER (-3)
F1322,3,4-C	17.50	9" Dia. Adj. tractor grate	\$ 750.00	\$ 1206.00	\$ 1206.00
F1322,3,4-C-14	17.50	9" Dia. Adj. flat grate	\$ 638.00	\$ 1099.00	\$ 1099.00
F1322,3,4-C-Y	17.50	9" Dia. Non-Adj. tractor grate	\$ 605.00	\$ 1104.00	\$ 1104.00
F1322,3,4-C-Y-14	17.50	9" Dia. Non-Adj. flat grate	\$ 460.00	\$ 949.00	\$ 949.00

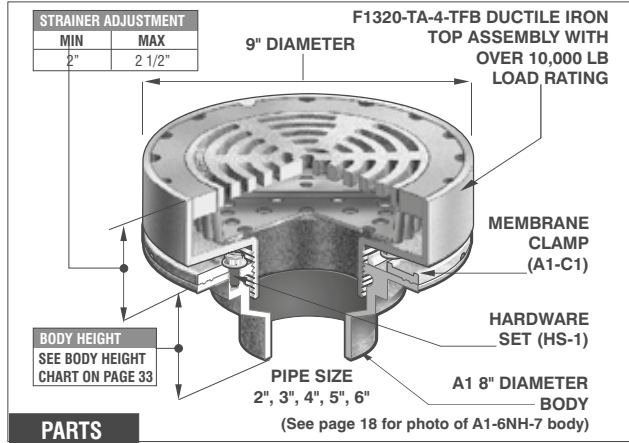
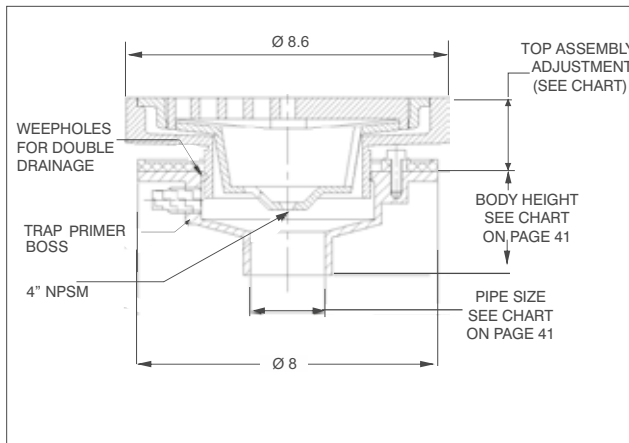
WHEN NO MEMBRANE CLAMP IS REQUIRED, DELETE SUFFIX (-C) AND DEDUCT \$74.00

NOTE: FLOW THROUGH SHANK OF TOP ASSEMBLY IS EQUAL TO 4" PIPE.

FOR F1320-C AND F1320-C-TFB OPTIONAL VARIATIONS, SEE PAGE 52

F1320-C-TFB AREA DRAIN W/9" ROUND ADJ. HEAVY DUTY TRACTOR GRATE MOUNTED IN TRUE FIT BUCKET W/MEMBRANE CLAMP

F1320-C-TFB



(* DENOTES STRAINER FINISH (-1, -3 OR -4)

ANSI/ASME RATING		
STRAINER	FREE AREA	LOAD RATING
F1320-TFB-4	18.0 IN ²	OVER 10,000 lbs

*ADD 3/8" TO 9" STRAINER DIAMETER AND 3/16" TO STRAINER HEIGHT FOR NB OR SS VENEER

PARTS

A1 BODY	F1320-TA-(*)-TFB	A1-C1	HS-1

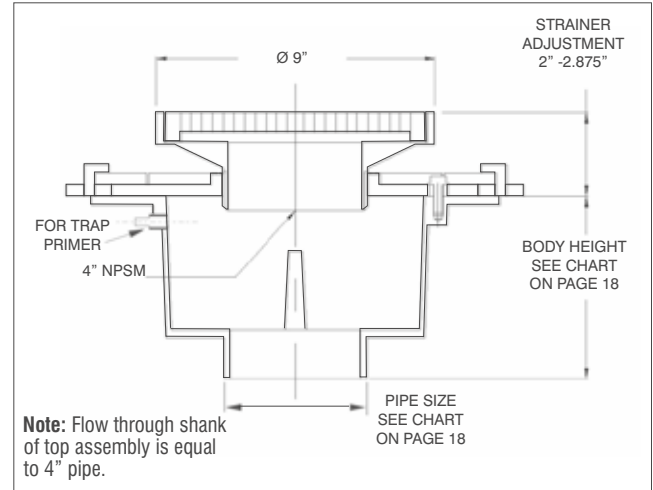
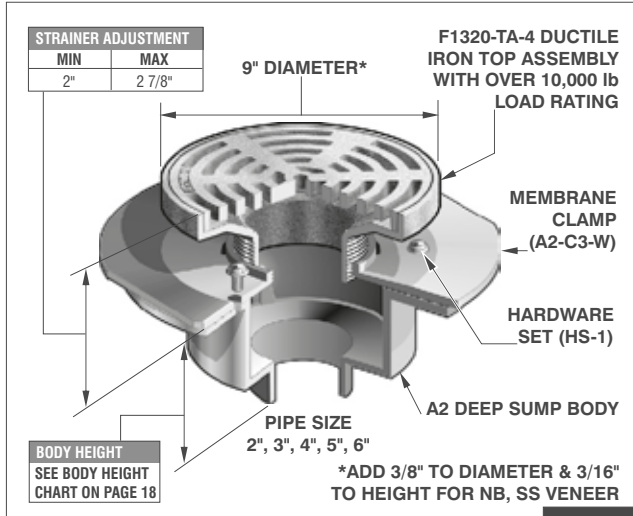
(* Denotes strainer finish (-1, -3 or -4)

F1320-C-TFB AREA DRAIN WITH 9" ROUND ADJ. HEAVY DUTY TRACTOR GRATE MOUNTED IN TRUE FIT BUCKET W/MEMBRANE CLAMP					
MODEL NUMBER	WT. Lbs	STRAINER DESCRIPTION	LIST PRICE LACQUERED CAST IRON BODY WITH:		
			DUCTILE IRON (-4)	NICKEL BRONZE VENEER (-1)	STAINLESS STEEL VENEER (-3)
F1322,3,4-C-TFB	19.00	9" Dia. Adj. tractor grate	\$ 541.00	\$ 996.00	\$ 996.00

WHEN NO MEMBRANE CLAMP IS REQUIRED, DELETE SUFFIX (-C) AND DEDUCT \$74.00

F1330C AREA DRAIN WITH 9" ROUND ADJUSTABLE HEAVY DUTY TRACTOR GRATE & DEEP SUMP

F1330C



ANSI/ASME RATING		
STRAINER	FREE AREA	LOAD RATING
F1320-TA-1	18.0 IN ²	OVER 10,000 lbs
F1320-TA-3	18.0 IN ²	OVER 10,000 lbs
F1320-TA-4	18.0 IN ²	OVER 10,000 lbs

PARTS



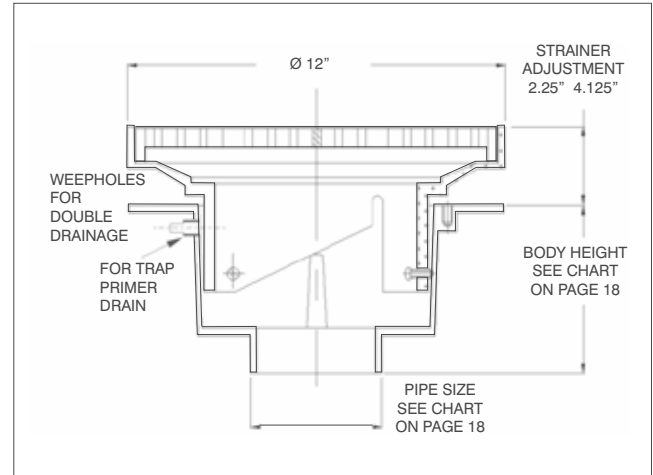
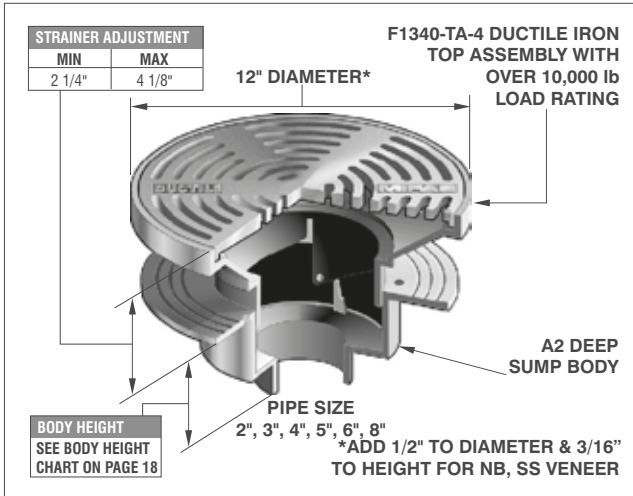
(*) DENOTES STRAINER FINISH (-1, -3 OR -4)

SEE PAGE 55 FOR OPTIONAL VARIATIONS

MODEL NUMBER	WT. Lbs	STRAINER DESCRIPTION	LIST PRICE LACQUERED CAST IRON BODY WITH:		
			DUCTILE IRON (-4)	NICKEL BRONZE (VENEER) (-1)	STAINLESS STEEL (VENEER) (-3)
F1332,3,4,6C	37.00	9" Dia. Adj. tractor grate	\$ 1233.00	\$ 1693.00	\$ 1693.00

F1340 AREA DRAIN WITH 12" ROUND ADJUSTABLE HEAVY DUTY TRACTOR GRATE

F1340



ANSI/ASME RATING		
STRAINER	FREE AREA	LOAD RATING
F1340-TA-1	33.0 IN ²	OVER 10,000 lbs
F1340-TA-3	33.0 IN ²	OVER 10,000 lbs
F1340-TA-4	33.0 IN ²	OVER 10,000 lbs

PARTS



(*) DENOTES STRAINER FINISH (-1, -3 OR -4)

SEE PAGE 55 FOR OPTIONAL VARIATIONS

MODEL NUMBER	WT. Lbs	STRAINER DESCRIPTION	LIST PRICE LACQUERED CAST IRON BODY WITH:		
			DUCTILE IRON (-4)	NICKEL BRONZE (VENEER) (-1)	STAINLESS STEEL (VENEER) (-3)
F1342,3,4,6,8	39.00	12" Dia. Adj. tractor grate	\$ 1795.00	\$ 2435.00	\$ 2435.00
F1342,3,4,6,8-14	39.00	12" Dia. Adj. flat grate	\$ 1421.00	\$ 2225.00	\$ 2225.00
F1342,3,4,6,8-Y	39.00	12" Dia. Non-Adj. tractor grate	\$ 1263.00	\$ 1917.00	\$ 1917.00
F1342,3,4,6,8-Y-14	39.00	12" Dia. Non-Adj. flat grate	\$ 1155.00	\$ 1827.00	\$ 1827.00

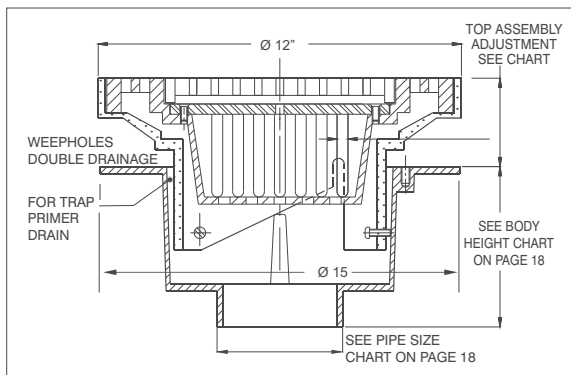
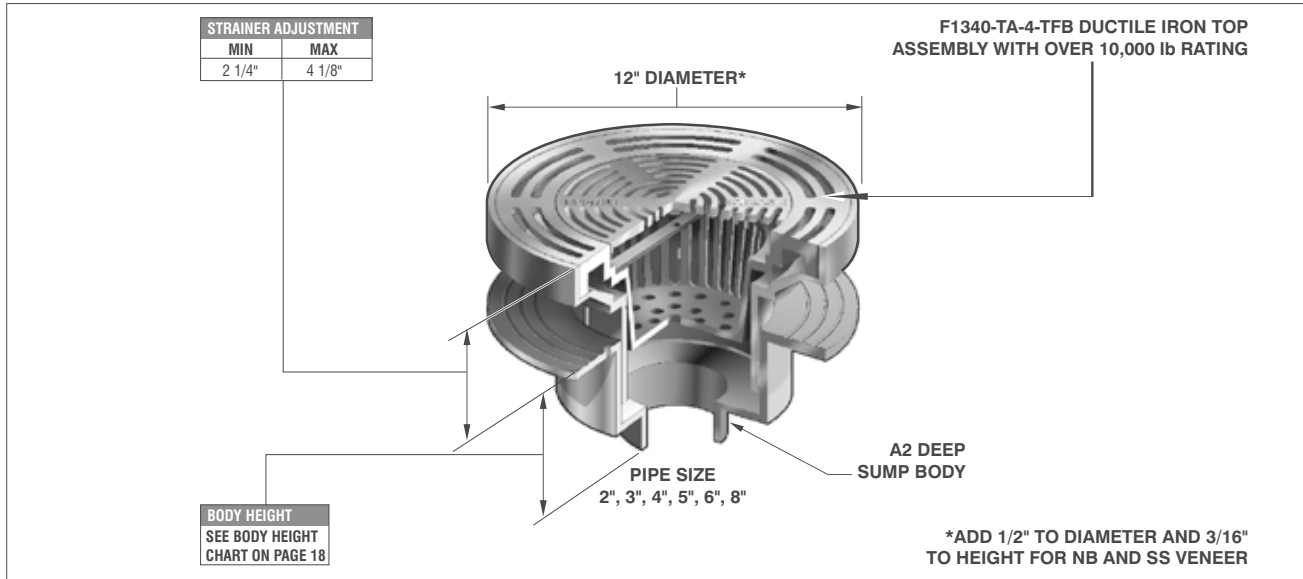
WHEN A MEMBRANE CLAMP IS REQUIRED ADD SUFFIX (-C), NO ADD

AREA DRAINS

F1340-TFB

AREA DRAIN WITH 12" ROUND ADJ. HEAVY DUTY TRACTOR GRATE MOUNTED IN TRUE FIT BUCKET

F1340-TFB



(*) DENOTES STRAINER FINISH (-1, -3 OR -4)

AREA DRAINS

F1340-TFB AREA DRAIN WITH 12" ROUND ADJUSTABLE HEAVY DUTY TRACTOR GRATE WITH MEMBRANE CLAMP

MODEL NUMBER	WT. Lbs	STRAINER DESCRIPTION	LIST PRICE LACQUERED CAST IRON BODY WITH:		
			DUCTILE IRON (-4)	NICKEL BRONZE (VENEER) (-1)	STAINLESS STEEL (VENEER) (-3)
F1342,3,4,6-TFB	45.00	12" Dia. Adj. tractor grate	\$ 1363.00	\$ 2019.00	\$ 2019.00
F1348-TFB	48.00	12" Dia. Adj. tractor grate	\$ 1642.00	\$ 2294.00	\$ 2294.00

FOR F1352,3,4,6-TFB, ADD A3 BODY LIST PRICE OF \$626.00 TO THE ABOVE PRICE. WHEN A MEMBRANE CLAMP IS REQUIRED, ADD SUFFIX (-C), NO ADD

F1330C, F1340 AND F1340-TFB VARIATIONS:

SUFFIX	DESCRIPTION	F1330C	F1340C	F1340-TFB	SUFFIX	DESCRIPTION	F1330C	F1340C	F1340-TFB
-5	Sediment bucket	\$ 175.00	\$ 232.00	Standard	-40	Underdeck clamp (A2-C3)	\$ 220.00	\$ 220.00	\$ 220.00
-6	Vandal proof secured grate (TR30 Torx & Pin) (H-1072)	\$ 135.00	\$ 135.00	\$ 135.00	-41	Sump receiver (A2-BP)	\$ 245.00	\$ 245.00	\$ 245.00
-7	Trap seal primer tapping	\$ 136.00	\$ 136.00	\$ 136.00	-90	Threaded side outlet (2", 3", 4") (N/A in -30,-31)	\$ 334.00	\$ 334.00	\$ 334.00
-8	Backwater valve (BV1250 Series) (2", 3", 4")	\$ 344.00	\$ 344.00	\$ 344.00	-150	Half grate	\$ 138.00	\$ 138.00	\$ 138.00
-11	All acid resistant epoxy coated	\$ 861.00	\$ 772.00	\$ 1015.00	-175	Three quarter grate	\$ 138.00	\$ 138.00	\$ 138.00
-12	Galvanized top assembly	\$ 294.00	\$ 294.00	\$ 490.00	-C	Membrane clamp (A2-C3)	Standard	No Add	No Add
-13	All galvanized	\$ 508.00	\$ 585.00	\$ 869.00	-F4-(1,3)	4" NB or SS round funnel	\$ 382.00	\$ 382.00	\$ 382.00
-15	Extension, Per 2" (A2-XY for F1340, F1340-TFB)	\$ 224.00	\$ 224.00	\$ 224.00	F4-50	4" cast iron round funnel	\$ 161.00	\$ 161.00	\$ 161.00
-16	Square top	See F1430C	See F1430C	N/A	-F6-(1,3)	6" NB or SS round funnel	\$ 573.00	\$ 573.00	\$ 573.00
-21	Secondary flat strainer (FD-9600 Series)	\$ 54.00	\$ 54.00	\$ 54.00	F6-50	6" cast iron round funnel (F1530-TA or F1540-TA)	\$ 259.00	\$ 259.00	\$ 259.00
-24	Solid secured cover	\$ 437.00	\$ 529.00	N/A	-G-(1,3)	4" x 9" NB or SS oval funnel	\$ 797.00	\$ 797.00	\$ 797.00
-28	Stainless Steel Body (Type 304) (2", 3", 4" No Hub only)	\$ 3255.00	\$ 3255.00	\$ 3255.00	-G-50	4" x 9" C.I. oval funnel	\$ 150.00	\$ 150.00	\$ 150.00
-30	PVC Socket Connection Body* (2", 3", 4")	No Add	No Add	No Add	-J-(1,3)	3" x 1" NB or SS oval funnel	\$ 386.00	\$ 386.00	\$ 386.00
-31	ABS Socket Connection Body* (2", 3", 4")	No Add	No Add	No Add	-J-50	3" x 1" cast iron oval funnel	\$ 161.00	\$ 161.00	\$ 161.00
-32	2", 3", 4" Integral deep seal trap (MI-950 Series)	\$ 397.00	\$ 397.00	\$ 397.00	P	Push on outlet (2", 3", 4" or 6")	No Add	No Add	No Add
-34	Closure plug (C1440 Series)	\$ 330.00	\$ 330.00	\$ 330.00	T	Threaded outlet (2", 3", 4", 5" or 6")	\$ 71.00	\$ 71.00	\$ 71.00
-35	Stainless Steel mesh over bucket	\$ 378.00	\$ 378.00	\$ 378.00	-Z	Extended wide elastomeric flange on top (F1530-TA or F1540-TA)	\$ 1193.00	\$ 1193.00	\$ 1193.00
					X	Inside caulk outlet (2", 3", 4", 5" or 6")	No Add	No Add	No Add

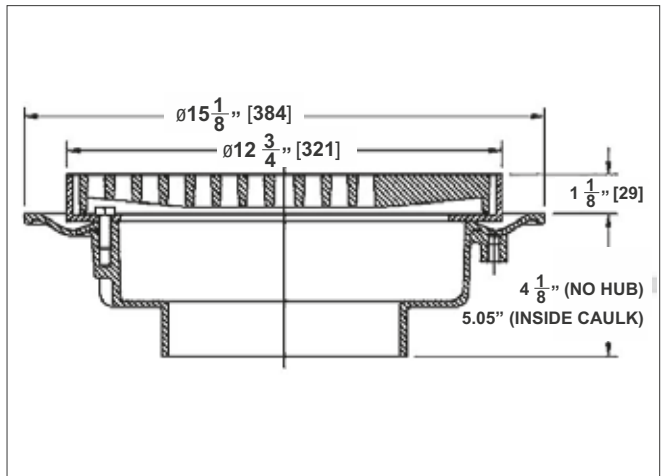
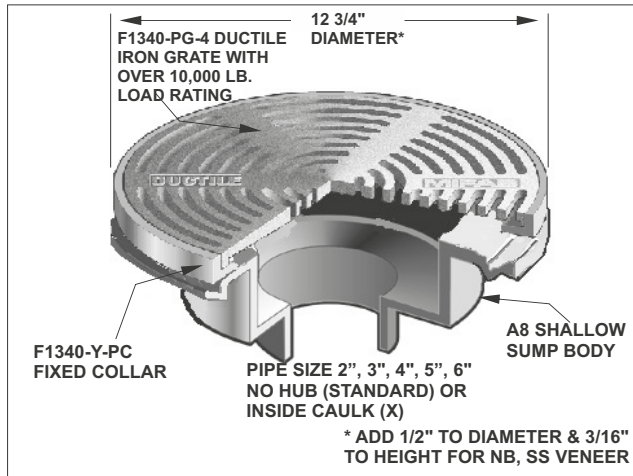
*PVC/ABS SOCKET BODIES AVAILABLE FOR 2", 3", 4" CONNECTION SIZES
*ADD -NH TO -90 FOR NO HUB OUTLET - NO ADD.

*SPECIFY POG-6 FOR C.I. PIPE AND POG-6-PVC FOR PVC PIPE. 2", 3", 4" SIZES USE SAME GASKET.

F1340-Y-Q

SHALLOW BODY AREA DRAIN WITH 12" ROUND, NON ADJUSTABLE HEAVY DUTY TRACTOR GRATE

F1340-Y-Q



* ADD 1/2" TO DIAMETER & 3/16" TO HEIGHT FOR NB, SS VENEER

AREA DRAINS

ANSI / ASME RATING		
STRAINER	FREE AREA	LOAD RATING
F1340-Q-TA-1	33.0 IN ²	OVER 10,000 lbs.
F1340-Q-TA-3	33.0 IN ²	OVER 10,000 lbs.
F1340-Q-TA-4	33.0 IN ²	OVER 10,000 lbs.

PARTS	H-1136	F1340-Y-Q-PC-50	A8 BODY	F1340-PG-(*)

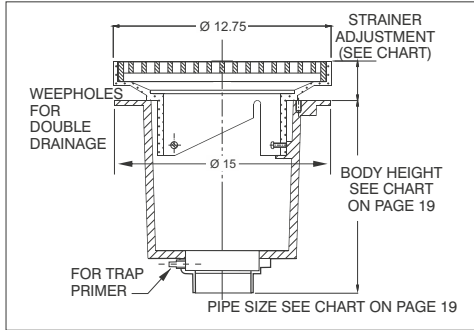
(*) DENOTES STRAINER FINISH (-1,-3 OR -4)

F1340-Y-Q SHALLOW BODY AREA DRAIN WITH 12" ROUND, NON ADJUSTABLE HEAVY DUTY TRACTOR GRATE					
MODEL NUMBER	WT. Lbs	STRAINER DESCRIPTION	LIST PRICE LACQUERED CAST IRON BODY WITH:		
			DUCTILE IRON (-4)	NICKEL BRONZE (VENEER)(-1)	STAINLESS STEEL (VENEER)(-3)
F1343,4,6-Y-Q-14	32.00	12" DIA. Non-Adj. flat grate	\$ 951.00	\$ 1628.00	\$ 1628.00
F1343,4,6-Y-Q	32.00	12" DIA. Non-Adj. tractor grate	\$ 1035.00	\$ 1693.00	\$ 1693.00

WHEN A MEMBRANE CLAMP IS REQUIRED ADD SUFFIX (-C), NO ADD

F1340-Y-Q OPTIONAL VARIATIONS:		
SUFFIX	DESCRIPTION	LIST PRICE
-5	Sediment bucket (A2-MBL)	\$ 186.00
-6	Vandal proof secured grate (TR30 Torx and Pin) (H-1072)	\$ 135.00
-7	Trap seal primer tapping	\$ 136.00
-8	Backwater valve (BV1250 Series) (2", 3", 4")	\$ 344.00
-11	All acid resistant epoxy coated	\$ 772.00
-12	Galvanized top assembly	\$ 294.00
-13	All galvanized	\$ 585.00
-15	Extension (per 2") (A8-V2)	\$ 224.00
-16	Square top	See F1440-Y-Q
-21	Secondary flat strainer (FD-9600 Series)	\$ 54.00
-24	Solid secured cover	\$ 529.00
-28	Stainless steel body (Type 304) (2", 3", 4", 5" or 6" No Hub only)	\$ 3255.00
-32	2", 3", or 4" integral deep seal trap (MI-950 Series)	\$ 397.00
-34	Closure plug (C1440 Series)	\$ 330.00
-35	Stainless steel mesh over bucket	\$ 378.00
-40	Underdeck clamp (A8-UDC - Two half clamps and HS-14 hardware)	\$ 220.00
-41	Sump receiver (A8-BP)	\$ 245.00
-150	Half grate	\$ 138.00
-175	Three quarter grate	\$ 138.00
-F4-(1,3)	4" NB or SS round funnel	\$ 382.00
-F4-50	4" cast iron round funnel	\$ 161.00
-F6-(1,3)	6" NB or SS round funnel	\$ 573.00
-F6-50	6" cast iron round funnel	\$ 259.00
-G-(1,3)	4" x 9" NB or SS oval funnel	\$ 797.00
-G-50	4" x 9" cast iron oval funnel	\$ 150.00
-J-(1,3)	3" x 1" NB or SS oval funnel	\$ 386.00
-J-50	3" x 1" cast iron oval funnel	\$ 161.00
X	Inside caulk outlet (2", 3", 4", 5" or 6")	No Add
-Z	Extended wide elastomeric flange on top (F1540-TA)	\$ 1193.00

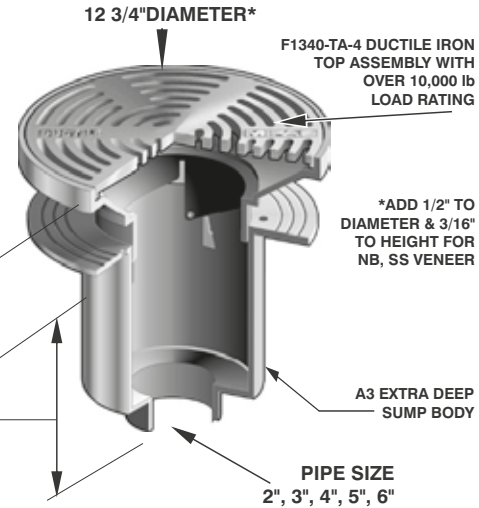
F1350 AREA DRAIN WITH 12" ROUND ADJ. HEAVY DUTY TRACTOR GRATE & EXTRA DEEP SUMP F1350



(*) DENOTES STRAINER FINISH (-1, -3 OR -4)

STRAINER ADJUSTMENT	
MIN	MAX
2 1/4"	4 1/8"

BODY HEIGHT
SEE BODY HEIGHT
CHART ON PAGE 19



AREA DRAIN WITH 12" ROUND ADJUSTABLE HEAVY DUTY TRACTOR GRATE & EXTRA DEEP SUMP						
MODEL NUMBER	WT. Lbs	STRAINER DESCRIPTION	LIST PRICE LACQUERED CAST IRON BODY WITH:			
			DUCTILE IRON (-4)	NICKEL BRONZE (VENEER) (-1)	STAINLESS STEEL (VENEER) (-3)	
F1352,3,4,6	50.00	12" Dia. Adj. tractor grate	\$ 1386.00	\$ 2094.00	\$ 2094.00	

WHEN A MEMBRANE CLAMP IS REQUIRED, ADD SUFFIX (-C), NO ADD.

F1350 OPTIONAL VARIATIONS:		
SUFFIX	DESCRIPTION	F1350
-5	Sediment bucket	\$ 232.00
-6	Vandal proof secured grate (TR30 Torx and pin) (H-1072B)	\$ 135.00
-7	Trap seal primer tapping	\$ 148.00
-8	Backwater valve (BV1250 Series)(2", 3", 4")	\$ 344.00
-11	Acid resistant epoxy coating	\$ 1101.00
-12	Galvanized top assembly	\$ 294.00
-13	All galvanized	\$ 1101.00
-15	Extension, Per 2"	\$ 224.00
-16	Square top	See F1450
-17	with trap and cleanout (MI-OS Series)	See MI-OS
-18	with trap and oil cone and cleanout (MI-OS Series)	See MI-OS
-20	Secondary dome strainer (FS1500-PD)	\$ 133.00
-21	Secondary flat strainer (FD-9600 Series)	\$ 54.00
-24	Solid secured cover	\$ 529.00
-28	Stainless Steel Body (Type 304) (2", 3", 4" No Hub only)	\$ 3255.00
-30	PVC Socket Connection Body* (2", 3", 4")	No Add
-31	ABS Socket Connection Body* (2", 3", 4")	No Add
-32	2", 3", 4" Integral deep seal trap(MI-950 Series)	\$ 397.00
-34	Closure plug (C1440 Series)	\$ 330.00
-35	Stainless Steel mesh over bucket	\$ 373.00
-40	Underdeck clamp (A2-C3)	\$ 220.00
-41	Sump receiver (A2-BP)	\$ 245.00
-90	Threaded side outlet (2", 3", 4") (N/A in -30,-31)	\$ 334.00
-150	Half grate	\$ 138.00
-175	Three quarter grate	\$ 138.00
-C	Membrane clamp (A2-C3)	No Add
-F4-(1,3)	4" NB or SS round funnel	\$ 382.00
-F4-50	4" cast iron round funnel	\$ 161.00
-F6-(1,3)	6" NB or SS round funnel	\$ 573.00
-F6-50	6" cast iron round funnel	\$ 259.00
-G-(1,3)	4" x 9" NB or SS oval funnel	\$ 797.00
-G-50	4" x 9" C.I. oval funnel	\$ 150.00
-J-(1,3)	3" x 1" NB or SS oval funnel	\$ 386.00
-J-50	3" x 1" cast iron oval funnel	\$ 161.00
P	Push on outlet (2", 3" or 4")	No Add
T	Threaded outlet (2", 3" or 4")	\$ 71.00
-Z	Extended wide elastomeric on top (F1540-TA or F1550-TA)	\$ 1193.00

*SPECIFY POG-6 FOR C.I. PIPE AND POG-6-PVC FOR PVC PIPE. 2", 3", 4" SIZES USE SAME GASKET. * ADD -NH TO -90 FOR NO HUB OUTLET - NO ADD.

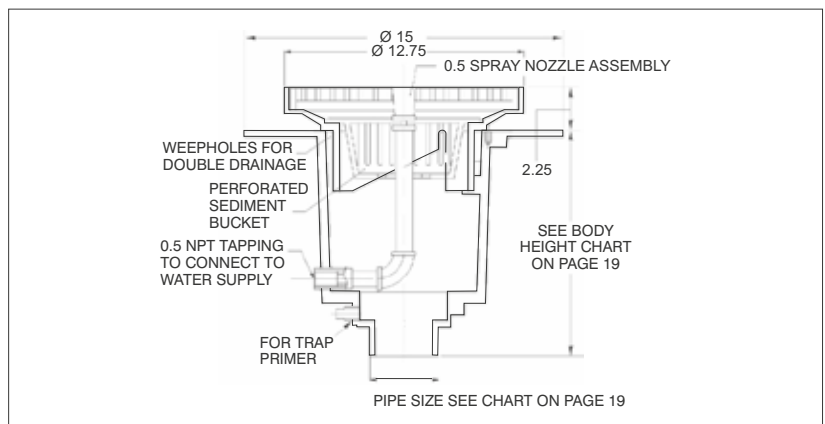

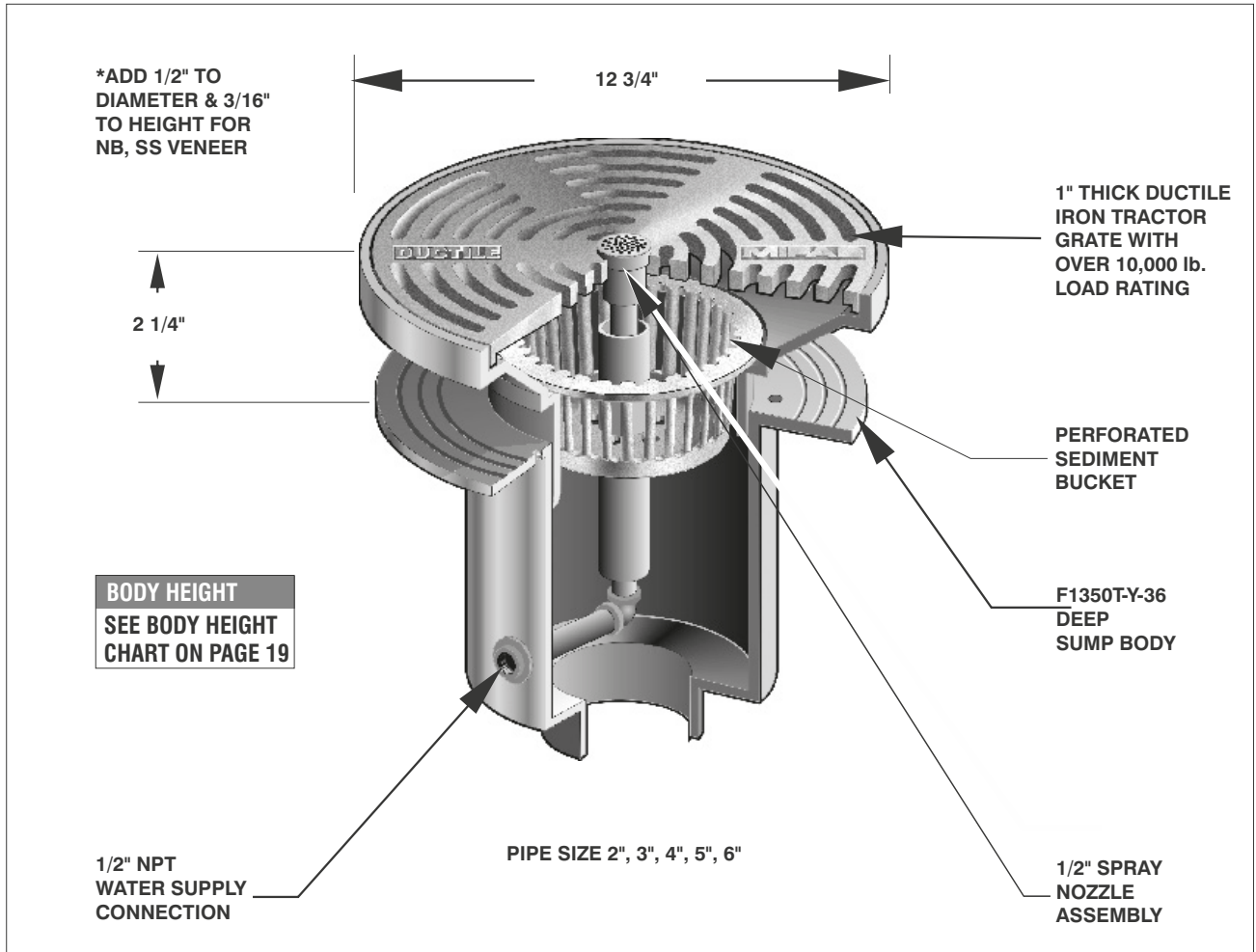
*PVC/ABS SOCKET BODIES AVAILABLE FOR 2", 3", 4" CONNECTION SIZES

AREA DRAINS

F1350-Y-36 GARBAGE CAN WASH DRAIN W/12" ROUND HEAVY DUTY TRACTOR GRATE & EXTRA DEEP SUMP

F1350-Y-36

AREA DRAINS



F1350-Y-36 GARBAGE CAN WASH DRAIN WITH 12" ROUND HEAVY DUTY TRACTOR GRATE AND EXTRA DEEP SUMP

MODEL NUMBER	WT. Lbs	STRAINER DESCRIPTION	LIST PRICE LACQUERED CAST IRON BODY WITH:		
			DUCTILE IRON (-4)	NICKEL BRONZE (VENEER) (-1)	STAINLESS STEEL (VENEER) (-3)
F1352,3,4,6-Y-36	55.00	12" Dia. Adj. tractor grate	\$ 2558.00	\$ 3281.00	\$ 3281.00


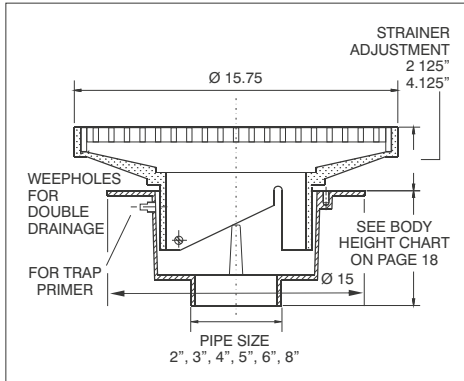
WHEN A MEMBRANE CLAMP IS REQUIRED, ADD SUFFIX (-C), NO ADD.

F1350-Y-36 OPTIONAL VARIATIONS:

SUFFIX	DESCRIPTION	LIST PRICE	SUFFIX	DESCRIPTION	LIST PRICE
-13	All galvanized	\$ 1101.00	T	Threaded outlet	\$ 71.00
P	Push on outlet	No Add	X	Inside caulk	No Add
			-11	Acid resistant epoxy coating	\$ 1101.00

F1360 AREA DRAIN WITH 16" ROUND ADJUSTABLE HEAVY DUTY TRACTOR GRATE

F1360



(*) DENOTES STRAINER FINISH (-1, -3 OR -4)

AREA DRAIN WITH 16" ROUND ADJUSTABLE HEAVY DUTY TRACTOR GRATE

MODEL NUMBER	WT. Lbs	STRAINER DESCRIPTION	LIST PRICE LACQUERED CAST IRON BODY WITH:		
			DUCTILE IRON (-4)	NICKEL BRONZE (VENEER) (-1)	STAINLESS STEEL (VENEER) (-3)
F1362,3,4,6,8	53.00	16" Dia. Adj. tractor grate	\$ 2248.00	\$ 4480.00	\$ 4480.00
F1362,3,4,6,8,8-Y	53.00	16" Dia. Non-Adj. tractor grate	\$ 2467.00	\$ 3657.00	\$ 3657.00
F1362,3,4,6,8,-Y-14	53.00	16" Dia. Non-Adj. flat grate	\$ 2171.00	\$ 4578.00	\$ 4578.00

WHEN A MEMBRANE CLAMP IS REQUIRED, ADD SUFFIX (-C), NO ADD

F1360 AND F1360-TFB OPTIONAL VARIATIONS

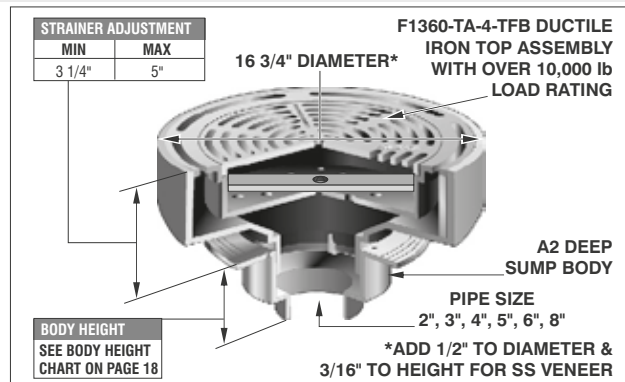
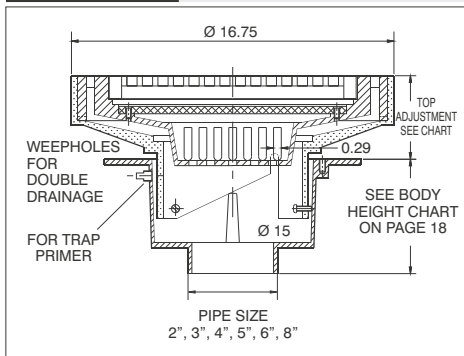
SUFFIX	DESCRIPTION	F1360	F1360-TFB	SUFFIX	DESCRIPTION	F1360	F1360-TFB
-5	Sediment bucket	\$ 284.00	Standard	-32	2", 3", 4" Integral deep seal trap (MI-950 Series)	\$ 397.00	\$ 397.00
-6	Vandal proof secured grate (TR30 Torx & pin) (H-1072B)	\$ 131.00	\$ 283.00	-34	Closure plug (C1440 Series)	\$ 330.00	\$ 330.00
-7	Trap seal primer tapping	\$ 148.00	\$ 148.00	-35	Stainless Steel mesh over bucket	\$ 373.00	\$ 373.00
-8	Backwater valve (BV1250 Series) (2", 3", 4")	\$ 344.00	\$ 344.00	-40	Underdeck clamp (A2-C3)	\$ 220.00	\$ 220.00
-11	Acid resistant epoxy coating	\$ 838.00	\$ 984.00	-41	Sump receiver (A2-BP)	\$ 245.00	\$ 245.00
-12	Galvanized top assembly	\$ 447.00	\$ 273.00	-90	Threaded side outlet (2", 3", 4") (N/A in -30,-31)	\$ 334.00	\$ 334.00
-13	All galvanized	\$ 951.00	\$ 1019.00	-150	Half grate	\$ 138.00	\$ 138.00
-15	Extension, Per 2"	\$ 224.00	\$ 224.00	-175	Three quarter grate	\$ 138.00	\$ 138.00
-16	Square top	See F1460	N/A	-C	Membrane clamp (A2-C3)	No Add	No Add
-17	with trap and cleanout (MI-OS Series)	See MI-OS	See MI-OS	-F4-(1,3)	4" NB or SS round funnel	\$ 382.00	\$ 382.00
-18	with trap and oil cone and cleanout (MI-OS Series)	See MI-OS	See MI-OS	-F4-50	4" cast iron round funnel	\$ 161.00	\$ 161.00
-20	Secondary dome strainer (FS1500-PD)	\$ 133.00	\$ 133.00	-F6-(1,3)	6" NB or SS round funnel	\$ 573.00	\$ 573.00
-21	Secondary flat strainer (FD-9600 Series)	\$ 54.00	\$ 54.00	-F6-50	6" cast iron round funnel	\$ 259.00	\$ 259.00
-24	Solid secured cover	\$ 529.00	N/A	-G-(1,3)	4" x 9" NB or SS oval funnel	\$ 797.00	\$ 797.00
-28	Stainless Steel Body (Type 304) (2", 3", 4" No Hub only)	\$ 3255.00	\$ 3255.00	-G-50	4" x 9" C.I. oval funnel	\$ 150.00	\$ 150.00
-30	PVC Socket Connection Body* (2", 3", 4")	No Add	No Add	-J-(1,3)	3" x 1" NB or SS oval funnel	\$ 386.00	\$ 386.00
-31	ABS Socket Connection Body* (2", 3", 4")	No Add	No Add	-J-50	3" x 1" cast iron oval funnel	\$ 161.00	\$ 161.00
				P	Push on outlet (2", 3, 4" or 6")	No Add	No Add
				T	Threaded outlet (2", 3", 4", 5" or 6")	\$ 71.00	\$ 71.00
				-Z	Extended wide elastomeric on top (F1540-TA or F1550-TA)	\$ 1193.00	\$ 1193.00

*SPECIFY POG-6 FOR C.I. PIPE AND POG-6-PVC FOR PVC PIPE. 2", 3", 4" SIZES USE SAME GASKET.

* ADD -NH TO -90 FOR NO HUB OUTLET - NO ADD.

F1360-TFB AREA DRAIN W/16" ROUND ADJ. HEAVY DUTY TRACTOR GRATE MOUNTED IN TRUE FIT BUCKET

F1360-TFB



(*) DENOTES STRAINER FINISH (-3 OR -4)

AREA DRAIN WITH 16" ROUND ADJUSTABLE HEAVY DUTY TRACTOR GRATE MOUNTED IN TRUE FIT BUCKET

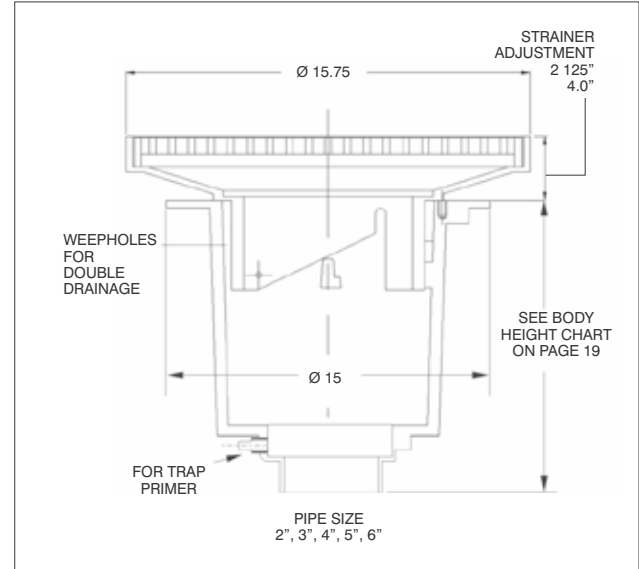
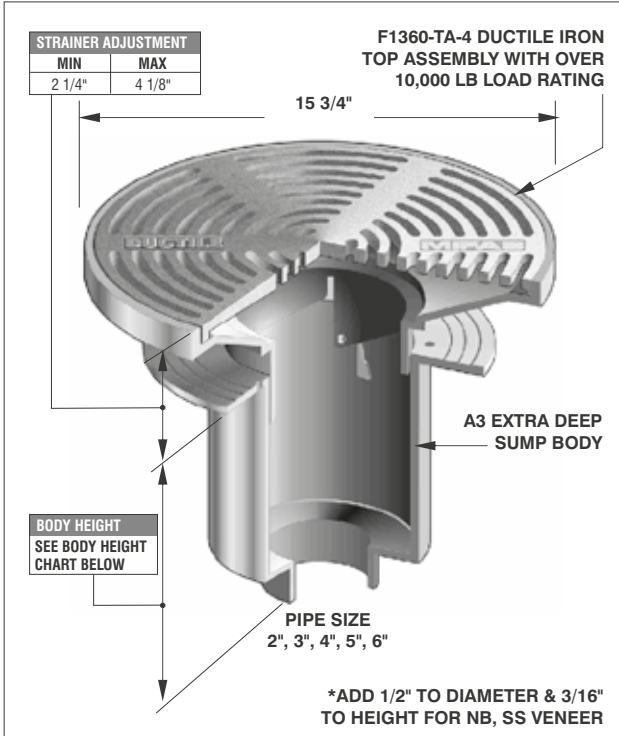
MODEL NUMBER	WT. Lbs	STRAINER DESCRIPTION	LIST PRICE LACQUERED CAST IRON BODY WITH:	
			DUCTILE IRON (-4)	STAINLESS STEEL (VENEER) (-3)
F1362,3,4,6,8-TFB	62.00	16" Dia. Adj. tractor grate	\$ 4815.00	\$ 7620.00

WHEN A MEMBRANE CLAMP IS REQUIRED, ADD SUFFIX (-C), NO ADD

F1370 AREA DRAIN W/16" ROUND ADJ. HEAVY DUTY TRACTOR GRATE & EXTRA DEEP SUMP

F1370

AREA DRAINS



PARTS	A3 BODY	F1360-TA- (*)
(*) DENOTES STRAINER FINISH (-1, -3 OR -4)		

MODEL NUMBER	WT. Lbs	STRAINER DESCRIPTION	LIST PRICE LACQUERED CAST IRON BODY WITH:		
			DUCTILE IRON (-4)	NICKEL BRONZE (VENEER) (-1)	STAINLESS STEEL (VENEER) (-3)
F1372,3,4,6	64.00	16" Dia. Adj. tractor grate	\$ 2798.00	\$ 5207.00	\$ 5207.00
F1372,3,4,6-Y	64.00	16" Dia. Non-Adj. tractor grate	\$ 2766.00	\$ 4976.00	\$ 4976.00
F1372,3,4,6-Y-14	64.00	16" Dia. Non-Adj. flat grate	\$ 2425.00	\$ 4831.00	\$ 4831.00

WHEN A MEMBRANE CLAMP IS REQUIRED, ADD SUFFIX (-C), NO ADD.

F1370 OPTIONAL VARIATIONS:					
SUFFIX	DESCRIPTION	LIST PRICE	SUFFIX	DESCRIPTION	LIST PRICE
-5	Sediment bucket (A2-MB)	\$ 232.00	-35	SS mesh over bucket	\$ 373.00
-6	Vandal proof secured grate (TR30 Torx and pin) (H-1072B)	\$ 186.00	-40	Underdeck clamp (A2-C3)	\$ 220.00
-7	Trap seal primer tapping	\$ 148.00	-41	Sump receiver (A2-BP)	\$ 245.00
-8	Backwater valve (BV1250 Series)(2", 3", 4")	\$ 344.00	-90	Threaded side outlet (N/A in -30,-31)	\$ 334.00
-11	All acid resistant epoxy coated	\$ 1784.00	-150	Half grate	\$ 138.00
-12	Galvanized top assembly	\$ 595.00	-175	Three quarter grate	\$ 138.00
-13	All galvanized	\$ 1784.00	-C	Membrane clamp (A2-C3)	No Add
-15	Extension (per 2") (A2-XY)	\$ 224.00	-F4-(1,3)	4" NB or SS round funnel	\$ 382.00
-16		See F1470	-F4-50	4" cast iron round funnel	\$ 161.00
-17	with trap and cleanout (see MI-OS Series)	(See MI-OS)	-F6-(1,3)	6" NB or SS round funnel	\$ 573.00
-18	with trap and oil cone and cleanout (see MI-OS Series)	(See MI-OS)	-F6-50	6" cast iron round funnel	\$ 259.00
-20	Secondary dome strainer (FS1500-PD)	\$ 133.00	-G-(1,3)	4" x 9" NB or SS oval funnel	\$ 797.00
-21	Secondary flat strainer (FD-9600 Series)	\$ 54.00	-G-50	4" x 9" Cast iron oval funnel	\$ 150.00
-28	Stainless Steel Body (Type 304) (2", 2", 4" No Hub only)	\$ 6507.00	-J-(1,3)	3" x 1" NB or SS oval funnel	\$ 386.00
-30	PVC Socket Connection Body* (2", 3" or 4")	No Add	-J-50	3" x 1" cast iron oval funnel	\$ 161.00
-31	ABS Socket Connection Body* (2", 3" or 4")	No Add	P	Push on outlet (2", 3" or 4")	No Add
-32	2", 3", 4" Integral deep seal trap (MI-950 Series)	\$ 397.00	T	Threaded outlet (2", 3" or 4")	\$ 71.00
-34	Closure plug (C1440 Series)	\$ 330.00	X	Inside caulk outlet (2", 3" or 4")	No Add
			-Z	Extended wide elastomeric flange on top (F1550-TA)	\$1193.00

*PVC/ABS SOCKET BODIES AVAILABLE FOR 2", 3" OR 4" CONNECTION SIZES

* ADD -NH TO -90 FOR NO HUB OUTLET - NO ADD.



THE A3 BODY

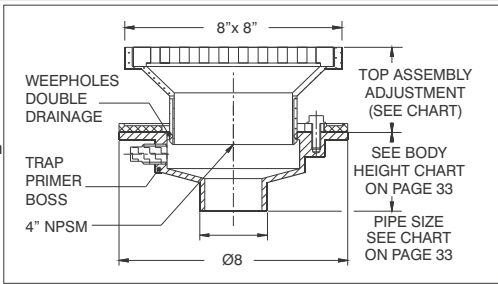
BODY HEIGHT A3 BODY BASED DRAINS					
PIPE SIZE	NO HUB STANDARD	PUSH ON (P)	THREADED (T)	INSIDE CAULK (X)	PVC/ABS (-30/-31)
2"	12 1/4"	12 1/2"	11 1/2"	13"	11 3/4"
3"	12 1/4"	12 5/8"	11 7/8"	13"	12 1/2"
4"	12 3/8"	12 5/8"	11 7/8"	13"	12 5/8"
5"	12 3/8"	-	11 7/8"	16"	-
6"	12 5/8"	16"	-	-	-

THE A3 BODY IS MANUFACTURED AS A TRANSITION BODY AND REQUIRES AN A1 BODY ASSEMBLED TO IT TO FORM THE OUTLET CONNECTION.

F1420-C AREA DRAIN WITH 8" SQUARE ADJUSTABLE HEAVY DUTY TRACTOR GRATE

F1420-C

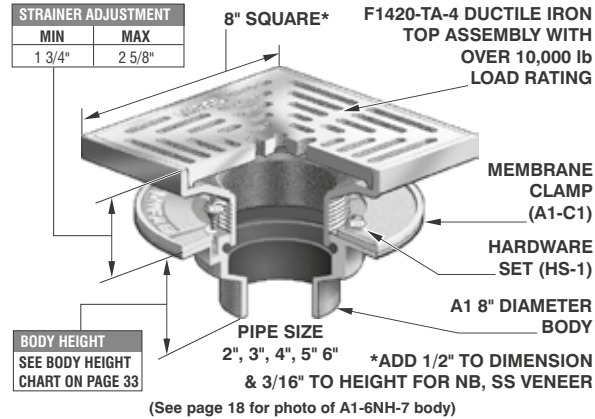
(* Denotes strainer finish (-1, -3, or -4)



Note: Flow through shank of top assembly is equal to 4" pipe.

PARTS

A1 BODY	F1420-TA-(*)	A1-C1	HS-1



F1420-C AREA DRAIN WITH 8" SQUARE ADJUSTABLE HEAVY DUTY TRACTOR GRATE

MODEL NUMBER	WT. Lbs	STRAINER DESCRIPTION	LIST PRICE LACQUERED CAST IRON BODY WITH:		
			DUCTILE IRON (-4)	NICKEL BRONZE (VENEER) (-1)	STAINLESS STEEL (VENEER) (-3)
F1422,3,4,6-C	17.00	8" x 8" Adj. tractor grate	\$ 1043.00	\$ 1572.00	\$ 1572.00
F1422,3,4,6-C-Y-14	17.00	8" x 8" Non-Adj. flat grate	\$ 749.00	\$ 1303.00	\$ 1303.00
F1422,3,4,6-C-Y	17.00	8" x 8" Non-Adj. tractor grate	\$ 933.00	\$ 1464.00	\$ 1464.00

WHEN NO MEMBRANE CLAMP IS REQUIRED, DELETE SUFFIX (-C) AND DEDUCT \$74.00

F1420-C & F1430C OPTIONAL VARIATIONS:

SUFFIX	DESCRIPTION	F1420-C	F1430C	SUFFIX	DESCRIPTION	F1420-C	F1430C
-5	Sediment bucket (A1-MB)	\$ 125.00	\$ 125.00	-90	Threaded side outlet (2", 3") (NA in -30,-31)	\$ 198.00	\$ 334.00
-6	Vandal proof secured grate (TR30 Torx and pin H-1072)	\$ 135.00	\$ 135.00	-90	Threaded side outlet (4") (NA in -30,-31)	\$ 371.00	\$ 334.00
-7	Trap seal primer tapping	Standard	\$ 136.00	-150	Half grate	\$ 104.00	\$ 104.00
-8	Backwater valve (BV1250 Series) (2", 3", 4")	\$ 344.00	\$ 344.00	-175	Three quarter grate	\$ 104.00	\$ 104.00
-11	All acid resistant epoxy coated	\$ 454.00	\$ 665.00	-F4-(1,3)	4" NB or SS round funnel	\$ 382.00	\$ 382.00
-12	Galvanized top assembly	\$ 232.00	\$ 260.00	-F4-50	4" cast iron round funnel	\$ 161.00	\$ 161.00
-13	All galvanized	\$ 381.00	\$ 454.00	-F6-(1,3)	6" NB or SS round funnel	\$ 573.00	\$ 573.00
-15	Extension (DD-50)	\$ 125.00	\$ 125.00	-F6-50	6" cast iron round funnel	\$ 259.00	\$ 259.00
-21	Secondary flat strainer (FD-9600 Series)	\$ 54.00	\$ 54.00	-G-(1,3)	4" x 9" NB or SS oval funnel	\$ 797.00	\$ 797.00
-28	Stainless Steel body (Type 304) (2", 3", 4" No Hub only)	\$ 1095.00	\$ 3255.00	-G-50	4" x 9" Cast iron oval funnel	\$ 150.00	\$ 150.00
-30	PVC Socket Connection Body (2", 3", 4")	No Add	No Add	-J-(1,3)	3" x 1" NB or SS oval funnel	\$ 386.00	\$ 386.00
-31	ABS Socket Connection Body (2", 3", 4")	No Add	No Add	-J-50	3" x 1" cast iron oval funnel	\$ 161.00	\$ 161.00
-32	2", 3", 4" Integral deep seal trap (MI-950 Series)	\$ 397.00	\$ 397.00	P	Push on outlet (2", 3" or 4")	No Add	No Add
-34	Closure plug (C1440 Series)	\$ 330.00	\$ 330.00	T	Threaded outlet (2", 3" or 4")	\$ 71.00	\$ 71.00
-40	Underdeck clamp (A1-C3)	\$ 136.00	\$ 220.00	X	Inside caulk outlet (2", 3" or 4")	No Add	No Add
-41	Sump receiver (A1-BP)	\$ 232.00	\$ 245.00	-Z	Extended wide elastomeric flange on body (20" x 20" x 1/4" dia.)	\$ 1193.00	\$ 1193.00

*PVC/ABS SOCKET BODIES AVAILABLE FOR 2", 3" OR 4" CONNECTION SIZES

*SPECIFY POG-6 FOR C.I. PIPE AND POG-6-PVC FOR PVC PIPE. 2", 3", 4" SIZES USE SAME GASKET.

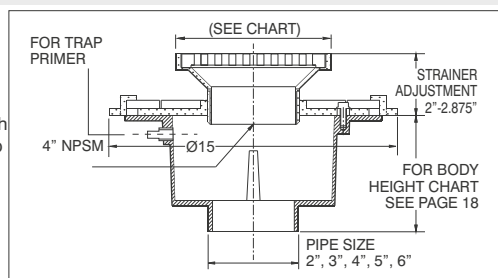
*ADD -NH TO -90 FOR NO HUB OUTLET - NO ADD.

AREA DRAINS

F1430C AREA DRAIN 8" SQUARE ADJUSTABLE HEAVY DUTY TRACTOR GRATE AND DEEP SUMP

F1430C

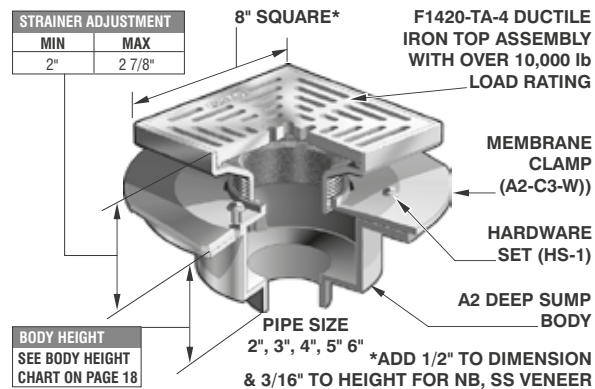
(* Denotes strainer finish (-1, -3, or -4)



Note: Flow through shank of top assembly is equal to 4" pipe.

PARTS

A2 BODY	F1420-TA-(*)	A2-C3-W	HS-1

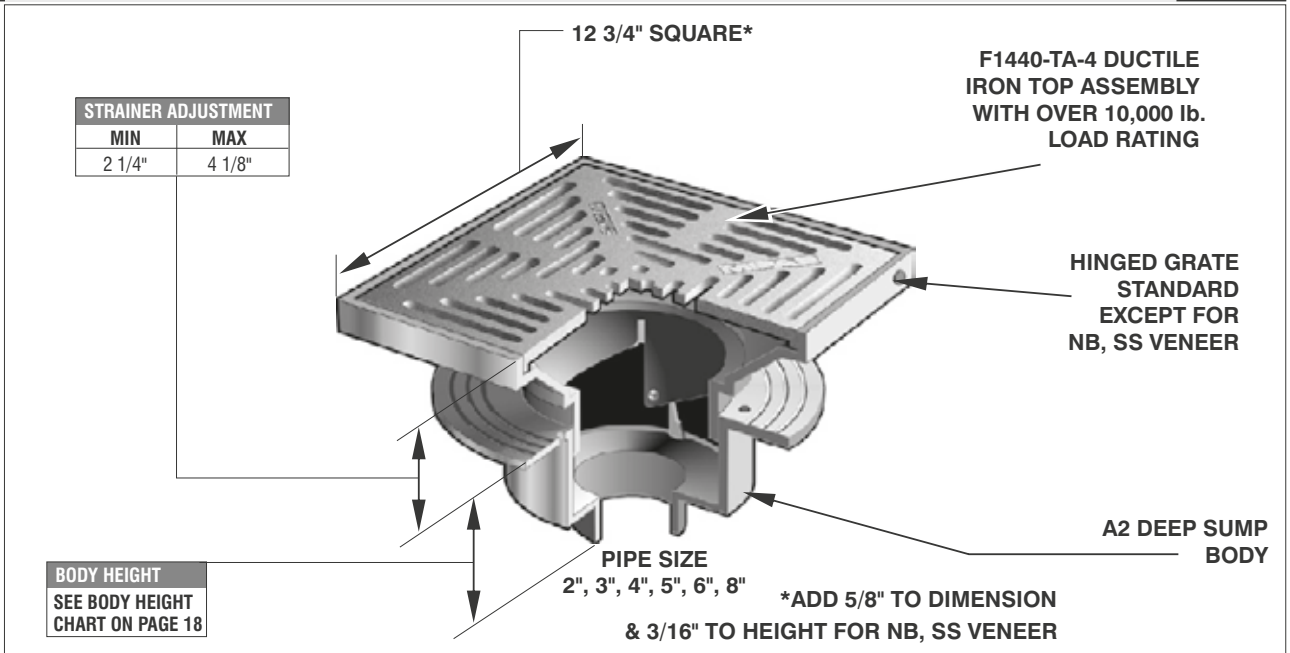


F1430C AREA DRAIN WITH 8"x 8" SQUARE ADJUSTABLE HEAVY DUTY TRACTOR GRATE & DEEP SUMP

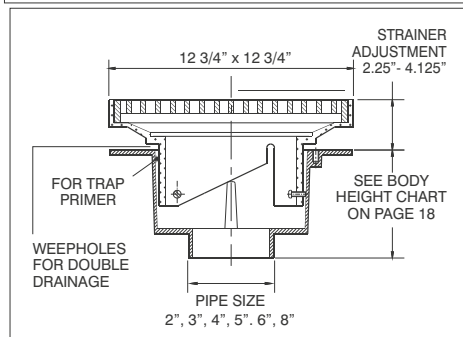
MODEL NUMBER	WT. Lbs	STRAINER DESCRIPTION	LIST PRICE LACQUERED CAST IRON BODY WITH:		
			DUCTILE IRON (-4)	NICKEL BRONZE (VENEER) (-1)	STAINLESS STEEL (VENEER) (-3)
F1432,3,4,-C	28.00	8" x 8" Adj. tractor grate	\$ 1565.00	\$ 2414.00	\$ 2414.00
F1432,3,4,-C-Y	28.00	8" x 8" Non-Adj. tractor grate	\$ 799.00	\$ 1362.00	\$ 1362.00

F1440 AREA DRAIN WITH 12" SQ. ADJ. HEAVY DUTY HINGED TRACTOR GRATE

F1440



AREA DRAINS



(*) Denotes strainer finish (-1, -3, or -4)

AREA DRAIN WITH 12" SQUARE ADJUSTABLE HEAVY DUTY HINGED TRACTOR GRATE						
MODEL NUMBER	WT. Lbs	STRAINER DESCRIPTION	LIST PRICE LACQUERED CAST IRON BODY WITH:			
			DUCTILE IRON (-4)	NICKEL BRONZE (VENEER) (-1)	STAINLESS STEEL (VENEER) (-3)	
F1442,3,4,6	52.75	12" x 12" Adj. tractor grate	\$ 2107.00	\$ 2876.00	\$ 2876.00	
F1442,3,4,6-Y	52.75	12" x 12" Non-Adj. tractor grate	\$ 1059.00	\$ 2053.00	\$ 2053.00	
F1442,3,4,6-Y-14	52.75	12" x 12" Non-Adj. flat grate with shallow body	\$ 1573.00	\$ 2361.00	\$ 2361.00	

WHEN A MEMBRANE CLAMP IS REQUIRED, ADD SUFFIX (-C), NO ADD.

F1440 OPTIONAL VARIATIONS:					
SUFFIX	DESCRIPTION	LIST PRICE	SUFFIX	DESCRIPTION	LIST PRICE
-5	Sediment bucket (A2-MB)	\$ 293.00	-41	Sump receiver (A2-BP)	\$ 245.00
-6	Vandal proof secured grate (TR30 Torx and Pin) (H-1072)	\$ 135.00	-90	Threaded side outlet (2", 3", 4") (N/A in -30, -31)	\$ 334.00
-7	Trap seal primer tapping	\$ 136.00	-150	Half grate	\$ 138.00
-8	Backwater valve (BV1250 Series) (2", 3", 4")	\$ 344.00	-175	Three quarter grate	\$ 138.00
-11	All acid resistant epoxy coated	\$ 831.00	-C	Membrane clamp (A2-C3)	No Add
-12	Galvanized top assembly	\$ 405.00	-F4-(1,3)	4" NB or SS round funnel	\$ 382.00
-13	All galvanized	\$ 806.00	-F4-50	4" cast iron round funnel	\$ 161.00
-15	Extension (per 2") (A2-XY)	\$ 297.00	-F6-(1,3)	6" NB or SS round funnel	\$ 573.00
-20	Secondary dome strainer (FS1500-PD)	\$ 133.00	-F6-50	6" cast iron round funnel	\$ 259.00
-21	Secondary flat strainer (FD-9600 Series)	\$ 54.00	-G-(1,3)	4" x 9" NB or SS oval funnel	\$ 797.00
-24	Solid secured cover	\$ 437.00	-G-50	4" x 9" cast iron oval funnel	\$ 150.00
-28	Stainless steel body (Type 304) (2", 3", 4" No Hub only)	\$ 3255.00	-J-(1,3)	3" x 1" NB or SS oval funnel	\$ 386.00
-30	PVC Socket Connection Body* (2", 3", 4")	No Add	-J-50	3" x 1" cast iron oval funnel	\$ 161.00
-31	ABS Socket Connection Body* (2", 3", 4")	No Add	P	Push on outlet (2", 3", 4" or 6")	No Add
-32	2", 3", or 4" integral deep seal trap (MI-950 Series)	\$ 397.00	T	Threaded outlet (2", 3", 4", 5" or 6")	\$ 71.00
-34	Closure plug (C1440 Series)	\$ 330.00	X	Inside caulk outlet (2", 3", 4", 5" or 6")	No Add
-35	Stainless steel mesh over bucket	\$ 378.00	-Z	Extended wide elastomeric flange on body (20" x 20" x 1/4" thick)	\$ 1193.00
-40	Underdeck clamp (A2-C3)	\$ 220.00	8	8" No hub outlet	\$ 273.00


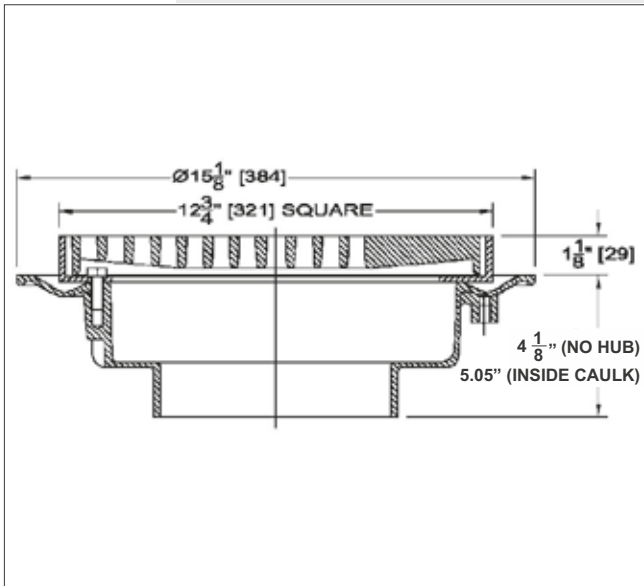
*PVC/ABS SOCKET BODIES AVAILABLE FOR 2", 3" OR 4" CONNECTION SIZES

* SPECIFY POG-6 FOR C.I. PIPE AND POG-6-PVC FOR PVC PIPE. 2", 3", 4" SIZES USE SAME GASKET.

F1440-Y-Q

SHALLOW BODY AREA DRAIN WITH 12" SQUARE, NON ADJUSTABLE HEAVY DUTY TRACTOR GRATE

F1440-Y-Q



AREA DRAINS

ANSI / ASME RATING		
STRAINER	FREE AREA	LOAD RATING
F1440-Q-TA-1	40.0 IN ²	OVER 10,000 lbs.
F1440-Q-TA-3	40.0 IN ²	OVER 10,000 lbs.
F1440-Q-TA-4	40.0 IN ²	OVER 10,000 lbs.

PARTS	H-1136	F1440-Y-Q-PC-50	A8 BODY	F1440-PG-(*)

(*) DENOTES STRAINER FINISH (-1,-3 OR -4)

F1440-Y-Q SHALLOW BODY AREA DRAIN WITH 12" SQUARE, NON ADJUSTABLE HEAVY DUTY TRACTOR GRATE					
MODEL NUMBER	WT. Lbs	STRAINER DESCRIPTION	LIST PRICE LACQUERED CAST IRON SHALLOW BODY WITH:		
			DUCTILE IRON (-4)	NICKEL BRONZE (VENEER)(-1)	STAINLESS STEEL (VENEER)(-3)
F1443,4,6-Y-Q-14	45.00	12" Sq. Non-Adj. flat grate	\$ 1263.00	\$ 2070.00	\$ 2070.00
F1443,4,6-Y-Q	45.00	12" Sq. Non-Adj. tractor grate	\$ 1347.00	\$ 2136.00	\$ 2136.00

WHEN A MEMBRANE CLAMP IS REQUIRED ADD SUFFIX (-C), NO ADD

F1440-Y-Q OPTIONAL VARIATIONS:		
SUFFIX	DESCRIPTION	LIST PRICE
-5	Sediment bucket (A2-MBL)	\$ 186.00
-6	Vandal proof secured grate (TR30 Torx and Pin) (H-1072)	\$ 135.00
-7	Trap seal primer tapping	\$ 136.00
-8	Backwater valve (BV1250 Series) (2", 3", 4", 5" or 6")	\$ 344.00
-11	All acid resistant epoxy coated	\$ 831.00
-12	Galvanized top assembly	\$ 405.00
-13	All galvanized	\$ 806.00
-15	Extension (per 2") (A8-V2)	\$ 297.00
-21	Secondary flat strainer (FD-9600 Series)	\$ 54.00
-24	Solid secured cover	\$ 529.00
-28	Stainless steel body (Type 304) ((2", 3", 4", 5" or 6" No Hub only)	\$ 3255.00
-32	2", 3", or 4" integral deep seal trap (MI-950 Series)	\$ 397.00
-34	Closure plug (C1440 Series)	\$ 330.00
-35	Stainless steel mesh over bucket	\$ 378.00
-40	Underdeck clamp (A8-UDC - Two half clamps and HS-14 hardware)	\$ 220.00
-41	Sump receiver	\$ 245.00
-150	Half grate	\$ 138.00
-175	Three quarter grate	\$ 138.00
-F4-(1,3)	4" NB or SS round funnel	\$ 382.00
-F4-50	4" cast iron round funnel	\$ 161.00
-F6-(1,3)	6" NB or SS round funnel	\$ 573.00
-F6-50	6" cast iron round funnel	\$ 259.00
-G-(1,3)	4" x 9" NB or SS oval funnel	\$ 797.00
-G-50	4" x 9" cast iron oval funnel	\$ 150.00
-J-(1,3)	3" x 1" NB or SS oval funnel	\$ 386.00
-J-50	3" x 1" cast iron oval funnel	\$ 161.00
X	Inside caulk outlet (2", 3", 4", 5" or 6")	No Add
-Z	Extended wide elastomeric flange on top (F1540-TA)	\$ 1193.00

F1450 AREA DRAIN WITH 12" SQ. ADJ. HEAVY DUTY HINGED TRACTOR GRATE & EXTRA DEEP SUMP

F1450

STRAINER ADJUSTMENT	
MIN	MAX
2 1/4"	4 1/8"

12 3/4" SQUARE*

F1440-TA-4 DUCTILE IRON TOP ASSEMBLY WITH OVER 10,000 lb. LOAD RATING

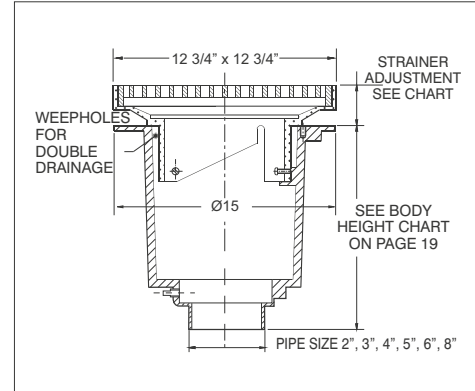
HINGED GRATE STANDARD EXCEPT FOR NB, SS VENEER

A3 EXTRA DEEP SUMP BODY

PIPE SIZE 2", 3", 4", 5", 6"

BODY HEIGHT SEE BODY HEIGHT CHART ON PAGE 19

***ADD 5/8" TO DIMENSION & 3/16" TO HEIGHT FOR NB, SS VENEER**



(*) Denotes strainer finish (-1, -3, or -4)

PARTS	A3 BODY	F1440-TA-(*)

AREA DRAINS

AREA DRAIN WITH 12" SQUARE ADJUSTABLE HEAVY DUTY HINGED TRACTOR GRATE & EXTRA DEEP SUMP

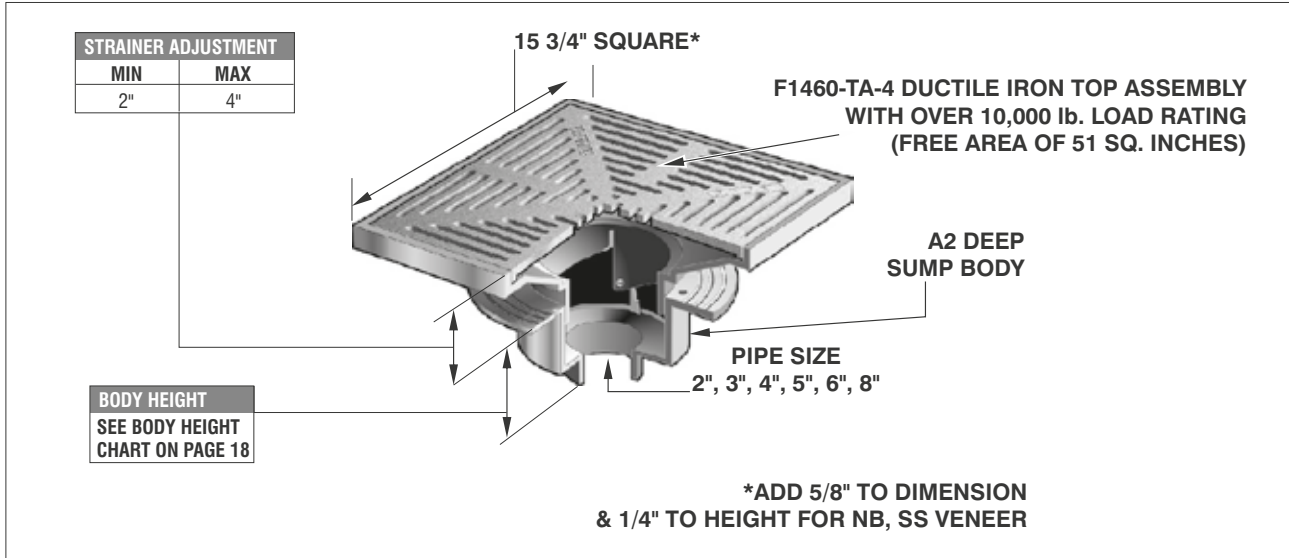
MODEL NUMBER	WT. Lbs	STRAINER DESCRIPTION	LIST PRICE LACQUERED CAST IRON BODY WITH:		
			DUCTILE IRON (-4)	NICKEL BRONZE (VENEER) (-1)	STAINLESS STEEL (VENEER) (-3)
F1452,3,4,6	61.00	12" x 12" Adj. tractor grate	\$ 2942.00	\$ 4279.00	\$ 4279.00
F1452,3,4,6-14	61.00	12" x 12" Adj. flat grate	\$ 2262.00	\$ 2972.00	\$ 2972.00
F1452,3,4,6-Y	61.00	12" x 12" Non-Adj. tractor grate	\$ 1930.00	\$ 2770.00	\$ 2770.00
F1452,3,4,6-Y-14	61.00	12" x 12" Non-Adj. flat grate	\$ 1696.00	\$ 2537.00	\$ 2537.00

WHEN A MEMBRANE CLAMP IS REQUIRED, ADD SUFFIX (-C), NO ADD.

F1450 OPTIONAL VARIATIONS:

SUFFIX	DESCRIPTION	LIST PRICE
-5	Sediment bucket (A2-MB)	\$ 293.00
-6	Vandal proof secured grate (TR30 Torx and Pin) (H-1072)	\$ 135.00
-7	Trap seal primer tapping	\$ 148.00
-8	Backwater valve (BV1250 Series) (2", 3", 4")	\$ 344.00
-11	All acid resistant epoxy coated	\$ 1127.00
-12	Galvanized top assembly	\$ 405.00
-13	All galvanized	\$ 1101.00
-15	Extension (per 2") (A2-XY)	\$ 297.00
-20	Secondary dome strainer (FS-1500-PD)	\$ 133.00
-21	Secondary flat strainer (FD-9600 Series)	\$ 54.00
-24	Solid secured cover	\$ 437.00
-28	Stainless steel body (Type 304) (2", 3", 4" No Hub only)	\$ 6507.00
-30	PVC Socket Connection Body* (2", 3", 4")	No Add
-31	ABS Socket Connection Body* (2", 3", 4")	No Add
-32	2", 3", or 4" integral deep seal trap (MI-950 Series)	\$ 397.00
-34	Closure plug (C1440 Series)	\$ 330.00
-35	Stainless steel mesh over bucket	\$ 373.00
-40	Underdeck clamp (A2-C3)	\$ 220.00
-41	Sump receiver (A2-BP)	\$ 245.00
-90	Threaded side outlet (2", 3", 4") (N/A in -30, -31)	\$ 334.00
-150	Half grate	\$ 138.00
-175	Three quarter grate	\$ 138.00
-C	Membrane clamp (A2-C3)	No Add
-F4-(1,3)	4" NB or SS round funnel	\$ 382.00
-F4-50	4" cast iron round funnel	\$ 161.00
-F6-(1,3)	6" NB or SS round funnel	\$ 573.00
-F6-50	6" cast iron round funnel	\$ 259.00
-G-(1,3)	4" x 9" NB or SS oval funnel	\$ 797.00
-G-50	4" x 9" cast iron oval funnel	\$ 150.00
-J-(1,3)	3" x 1" NB or SS oval funnel	\$ 386.00
-J-50	3" x 1" cast iron oval funnel	\$ 161.00
P	Push on outlet (2", 3" or 4")	No Add
T	Threaded outlet (2", 3" or 4")	\$ 71.00
X	Inside caulk outlet (2", 3" or 4")	No Add
-Z	Extended wide elastomeric flange on body (20" x 20" x 1/4" thick)	\$ 1193.00
8	8" no hub outlet	\$ 273.00

F1460 AREA DRAIN WITH 16" SQUARE ADJUSTABLE HEAVY DUTY TRACTOR GRATE F1460



STRAINER ADJUSTMENT	
MIN	MAX
2"	4"

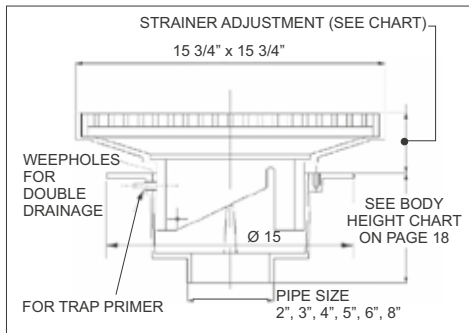
BODY HEIGHT
SEE BODY HEIGHT CHART ON PAGE 18

F1460-TA-4 DUCTILE IRON TOP ASSEMBLY WITH OVER 10,000 lb. LOAD RATING (FREE AREA OF 51 SQ. INCHES)

A2 DEEP SUMP BODY

PIPE SIZE
2", 3", 4", 5", 6", 8"

***ADD 5/8" TO DIMENSION & 1/4" TO HEIGHT FOR NB, SS VENEER**



PARTS	A2 BODY	F1460-TA- (*)

(*) DENOTES STRAINER FINISH (-1, -3 OR -4)

AREA DRAINS

AREA DRAIN WITH 16" SQUARE ADJUSTABLE HEAVY DUTY TRACTOR GRATE

MODEL NUMBER	WT. Lbs	STRAINER DESCRIPTION	LIST PRICE LACQUERED CAST IRON BODY WITH:		
			DUCTILE IRON (-4)	NICKEL BRONZE (VENEER) (-1)	STAINLESS STEEL (VENEER) (-3)
F1462,3,4,6	69.00	16" x 16" Adj. tractor grate	\$ 2755.00	\$ 4283.00	\$ 4283.00
F1462,3,4,6-Y	69.00	16" x 16" Non-Adj. flat grate	\$ 2272.00	\$ 3920.00	\$ 3920.00

WHEN A MEMBRANE CLAMP IS REQUIRED, ADD SUFFIX (-C) NO ADD

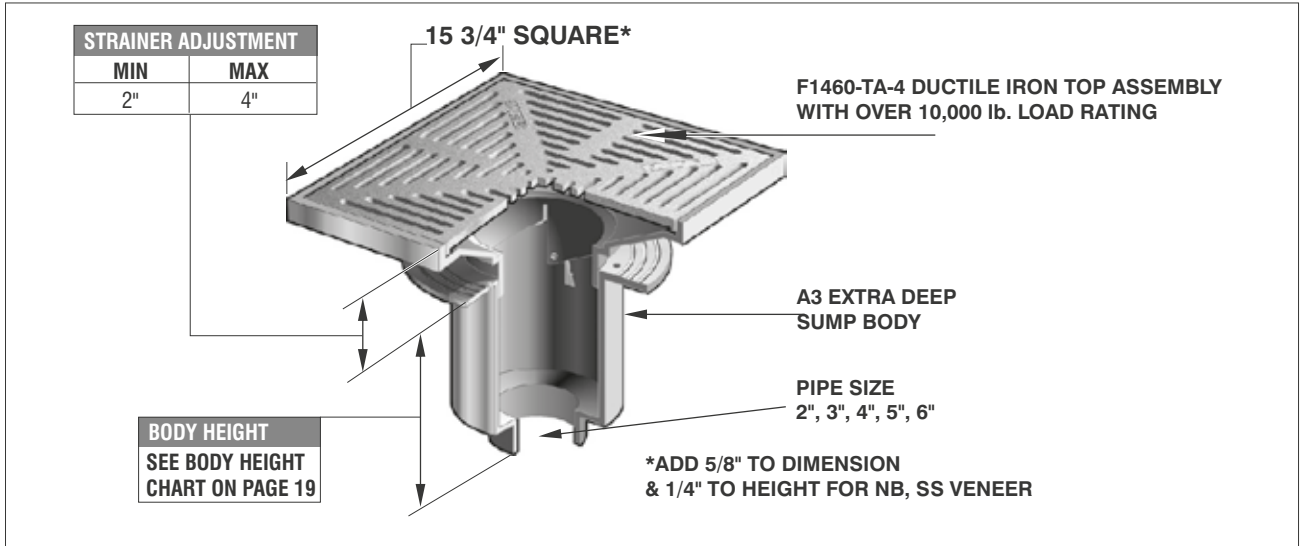
F1460 OPTIONAL VARIATIONS:

SUFFIX	DESCRIPTION	LIST PRICE	SUFFIX	DESCRIPTION	LIST PRICE
-5	Sediment bucket (A2-MB)	\$ 293.00	-41	Sump receiver (A2-BP)	\$ 245.00
-6	Vandal proof secured grate (TR30 Torx and Pin) (H-1072B)	\$ 135.00	-90	Threaded side outlet (2", 3", 4") (N/A in -30, -31)	\$ 334.00
-7	Trap seal primer tapping	\$ 148.00	-150	Half grate	\$ 138.00
-8	Backwater valve (BV1250 Series) (2", 3", 4")	\$ 344.00	-175	Three quarter grate	\$ 138.00
-11	All acid resistant epoxy coated	\$ 1252.00	-C	Membrane clamp (A2-C3)	No Add
-12	Galvanized top assembly	\$ 636.00	-F4-(1,3)	4" NB or SS round funnel	\$ 382.00
-13	All galvanized	\$ 1252.00	-F4-50	4" cast iron round funnel	\$ 161.00
-15	Extension (per 2") (A2-XY)	\$ 297.00	-F6-(1,3)	6" NB or SS round funnel	\$ 573.00
-20	Secondary dome strainer (FS1500-PD)	\$ 133.00	-F6-50	6" cast iron round funnel	\$ 259.00
-21	Secondary flat strainer (FD-9600 Series)	\$ 54.00	-G-(1,3)	4" x 9" NB or SS oval funnel	\$ 797.00
-24	Solid secured cover	\$ 570.00	-G-50	4" x 9" cast iron oval funnel	\$ 150.00
-28	Stainless steel body (Type 304) (2", 3", 4" No Hub only)	\$ 6507.00	-J-(1,3)	3" x 1" NB or SS oval funnel	\$ 386.00
-30	PVC Socket Connection Body* (2", 3", 4")	No Add	-J-50	3" x 1" cast iron oval funnel	\$ 161.00
-31	ABS Socket Connection Body* (2", 3", 4")	No Add	P	Push on outlet (2", 3", 4" or 6")	No Add
-32	2", 3", or 4" integral deep seal trap (MI-950 Series)	\$ 397.00	T	Threaded outlet (2", 3", 4", 5" or 6")	\$ 71.00
-34	Closure plug (C1440 Series)	\$ 330.00	X	Inside caulk outlet (2", 3", 4", 5" or 6")	No Add
-35	Stainless steel mesh over bucket	\$ 378.00	-Z	Extended wide elastomeric flange on body (20" x 20" x 1/4" thick)	\$ 1193.00
-40	Underdeck clamp (A2-C3)	\$ 220.00	8	8" No hub outlet	\$ 273.00



*PVC/ABS SOCKET BODIES AVAILABLE FOR 2", 3" OR 4" CONNECTION SIZES

* SPECIFY POG-6 FOR C.I. PIPE AND POG-6-PVC FOR PVC PIPE. 2", 3", 4" SIZES USE SAME GASKET.

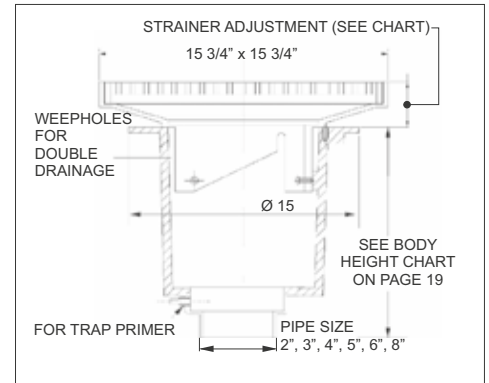
F1470 AREA DRAIN WITH 16" SQ. ADJ. HEAVY DUTY TRACTOR GRATE & EXTRA DEEP SUMP



AREA DRAINS

PARTS	A3 BODY	F1460-TA-(*)
		

(*) Denotes strainer finish (-1, -3 or -4)



AREA DRAIN WITH 16" SQUARE ADJUSTABLE HEAVY DUTY TRACTOR GRATE & EXTRA DEEP SUMP					
MODEL NUMBER	WT. Lbs	STRAINER DESCRIPTION	LIST PRICE LACQUERED CAST IRON BODY WITH:		
			DUCTILE IRON (-4)	NICKEL BRONZE (VENEER) (-1)	STAINLESS STEEL (VENEER) (-3)
F1472,3,4,6	75.00	16" x 16" Adj. tractor grate	\$ 3142.00	\$ 4815.00	\$ 4815.00
F1472,3,4,6-Y	75.00	16" x 16" Non-Adj. tractor grate	\$ 3142.00	\$ 4815.00	\$ 4815.00
F1472,3,4,6-Y-14	75.00	16" x 16" Non-Adj. flat grate	\$ 2923.00	\$ 4279.00	\$ 4279.00

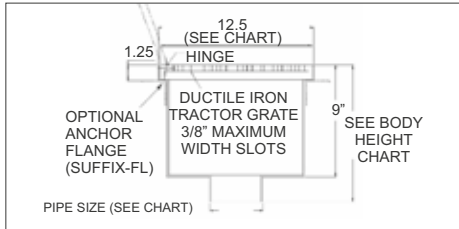
WHEN A MEMBRANE CLAMP IS REQUIRED, ADD SUFFIX (-C), NO ADD

F1470 OPTIONAL VARIATIONS:					
SUFFIX	DESCRIPTION	LIST PRICE	SUFFIX	DESCRIPTION	LIST PRICE
-5	Sediment bucket (A2-MB)	\$ 293.00	-41	Sump receiver (A2-BP)	\$ 245.00
-6	Vandal proof secured grate (TR30 Torx and Pin) (H-1072B)	\$ 135.00	-90	Threaded side outlet (2", 3", 4") (N/A in -30, -31)	\$ 334.00
-7	Trap seal primer tapping	\$ 148.00	-150	Half grate	\$ 138.00
-8	Backwater valve (BV1250 Series) (2", 3", 4")	\$ 344.00	-175	Three quarter grate	\$ 138.00
-11	All acid resistant epoxy coated	\$ 1252.00	-C	Membrane clamp (A2-C3)	No Add
-12	Galvanized top assembly	\$ 636.00	-F4-(1,3)	4" NB or SS round funnel	\$ 382.00
-13	All galvanized	\$ 1252.00	-F4-50	4" cast iron round funnel	\$ 161.00
-15	Extension (per 2") (A2-XY)	\$ 297.00	-F6-(1,3)	6" NB or SS round funnel	\$ 573.00
-20	Secondary dome strainer (FS1500-PD)	\$ 133.00	-F6-50	6" cast iron round funnel	\$ 259.00
-21	Secondary flat strainer (FD-9600 Series)	\$ 54.00	-G-(1,3)	4" x 9" NB or SS oval funnel	\$ 797.00
-24	Solid secured cover	\$ 570.00	-G-50	4" x 9" cast iron oval funnel	\$ 150.00
-28	Stainless steel body (Type 304) (2", 3", 4" No Hub only)	\$ 6507.00	-J-(1,3)	3" x 1" NB or SS oval funnel	\$ 386.00
-30	PVC Socket Connection Body* (2", 3", 4")	No Add	-J-50	3" x 1" cast iron oval funnel	\$ 161.00
-31	ABS Socket Connection Body* (2", 3", 4")	No Add	P	Push on outlet (2", 3" or 4")	No Add
-32	2", 3", or 4" integral deep seal trap (MI-950 Series)	\$ 397.00	T	Threaded outlet (2", 3" or 4")	\$ 71.00
-34	Closure plug (C1440 Series)	\$ 330.00	X	Inside caulk outlet (2", 3" or 4")	No Add
-35	Stainless steel mesh over bucket	\$ 378.00	-Z	Extended wide elastomeric flange on body (20" x 20" x 1/4" thick)	\$ 1193.00
-40	Underdeck clamp (A2-C3)	\$ 220.00	8	8" No hub outlet	\$ 273.00

*PVC/ABS SOCKET BODIES AVAILABLE FOR 2", 3" OR 4" CONNECTION SIZES

* SPECIFY POG-6 FOR C.I. PIPE AND POG-6-PVC FOR PVC PIPE. 2", 3", 4" SIZES USE SAME GASKET.

F1480(-FL) AREA DRAIN WITH 12" SQUARE HEAVY DUTY TRACTOR GRATE & DEEP SUMP F1480(-FL)

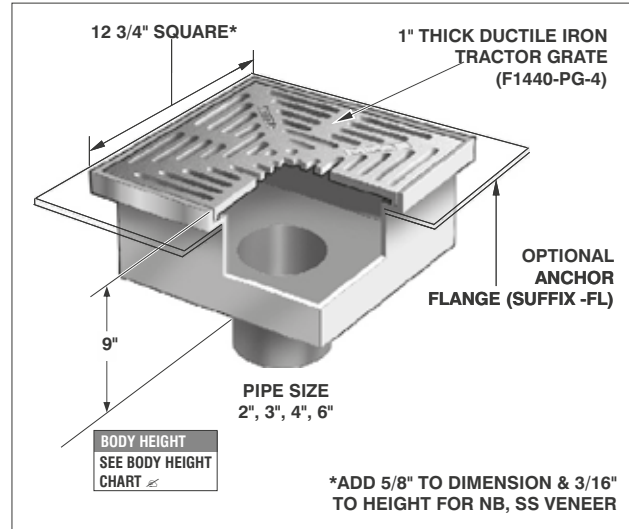


PARTS



(*) DENOTES STRAINER FINISH (-1, -3 OR -4)

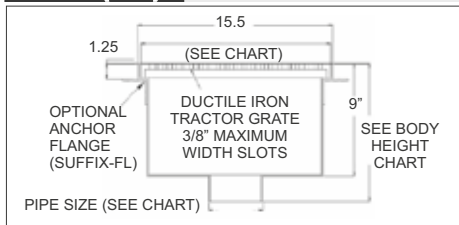
F1480 BODY HEIGHT				
PIPE SIZE	NO HUB STANDARD	PUSH ON (P)	THREADED (T)	INSIDE CAULK (X)
ALL	12" (305)	12 3/8" (314)	11 1/4" (286)	12 3/4" (324)



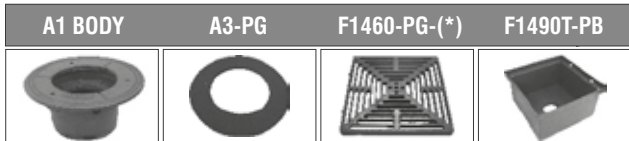
AREA DRAIN WITH 12" SQUARE ADJUSTABLE HEAVY DUTY HINGED TRACTOR GRATE AND DEEP SUMP BODY						
MODEL NUMBER	WT. Lbs	STRAINER DESCRIPTION	LIST PRICE LACQUERED CAST IRON BODY WITH:			
			DUCTILE IRON (-4)	NICKEL BRONZE (VENEER) (-1)	STAINLESS STEEL (VENEER) (-3)	
F1482,3,4,6	55.00	12" x 12" tractor grate	\$ 1117.00	\$ 2163.00	\$ 2163.00	
F1482,3,4,6-FL	55.00	12" x 12" tractor grate with anchor flange	\$ 1450.00	\$ 2372.00	\$ 2372.00	

F1480 AND F1490 OPTIONAL VARIATIONS:							
SUFFIX	DESCRIPTION	F1480	F1490	SUFFIX	DESCRIPTION	F1480	F1490
-5	Sediment bucket (F1480-PB for F1480, F1490-PB for F1490)	\$ 293.00	\$ 293.00	-22	Less grate (-4) Deduct	-\$ 184.00	-\$ 512.00
-6	Vandal proof secured grate (TR30 Torx and pin) (H-1072B)	\$ 135.00	\$ 135.00	-22	Less grate (-1 or -3) Deduct	-\$ 530.00	-\$ 1604.00
-7	Trap seal primer tapping	\$ 148.00	\$ 148.00	-28	Stainless Steel body (Type 304) (2", 3", 4" NH)	\$ 6507.00	\$ 6507.00
-8	Backwater valve (BV1250 Series) (2", 3", 4")	\$ 344.00	\$ 344.00	-150	Half grate	\$ 138.00	\$ 138.00
-11	All Acid resistant epoxy coated	\$ 945.00	\$ 1264.00	-175	Three quarter grate	\$ 138.00	\$ 138.00
-13	All galvanized	\$ 945.00	\$ 1264.00	-C	Membrane clamp (-FL only)	\$ 258.00	\$ 393.00
-20	Secondary dome strainer (FS1500-PD)	\$ 133.00	\$ 133.00	P	Push on outlet (2", 3" or 4")	No Add	No Add
-21	Secondary flat strainer (FD-9600 Series)	\$ 54.00	\$ 54.00	T	Threaded outlet (2", 3" or 4")	\$ 71.00	\$ 71.00
				X	Inside caulk outlet (2", 3" or 4")	No Add	No Add

F1490(-FL) AREA DRAIN WITH 16" SQ. ADJUSTABLE HEAVY DUTY TRACTOR GRATE & DEEP SUMP F1490(-FL)

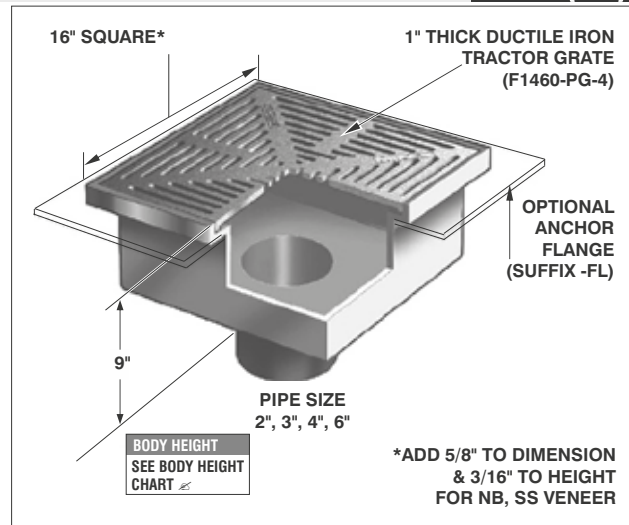


PARTS



(*) DENOTES STRAINER FINISH (-1, -3 OR -4)

F1490 BODY HEIGHT				
PIPE SIZE	NO HUB STANDARD	PUSH ON (P)	THREADED (T)	INSIDE CAULK (X)
ALL	12" (305)	12 3/8" (314)	11 1/4" (286)	12 3/4" (324)



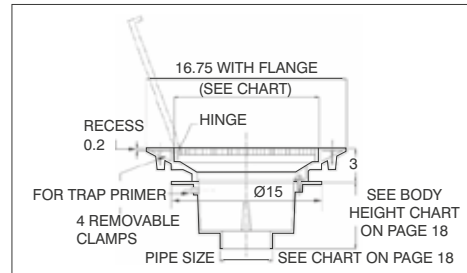
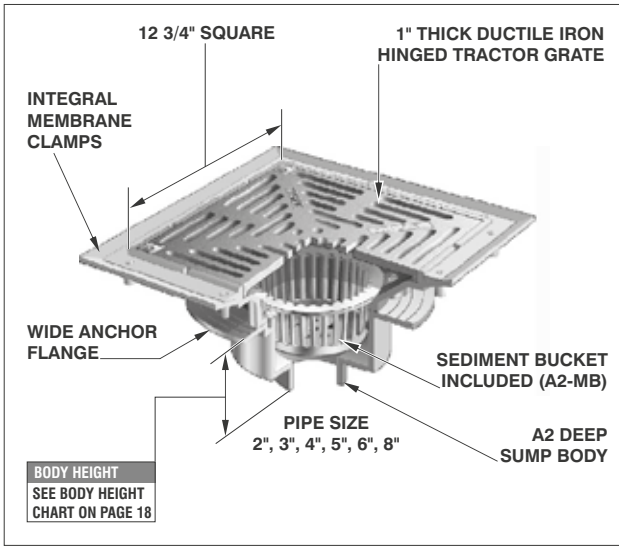
AREA DRAIN WITH 16" SQUARE HEAVY DUTY TRACTOR GRATE & DEEP SUMP BODY						
MODEL NUMBER	WT. Lbs	STRAINER DESCRIPTION	LIST PRICE LACQUERED CAST IRON BODY WITH:			
			DUCTILE IRON (-4)	NICKEL BRONZE (VENEER) (-1)	STAINLESS STEEL (VENEER) (-3)	
F1492,3,4,6	69.00	16" x 16" Tractor grate	\$ 2206.00	\$ 4477.00	\$ 4477.00	
F1492,3,4,6-FL	69.00	16" x 16" Sq. tractor grate with anchor flange	\$ 2600.00	\$ 4808.00	\$ 4808.00	

AREA DRAINS


F1510

12" x 12" EPOXY COATED PARKING AREA FLOOR DRAIN WITH HEAVY DUTY HINGED TRACTOR GRATE & SEDIMENT BUCKET (CONFORMS TO CSA STD. S413-94)

F1510



PARTS



EPOXY COATED PARKING AREA FLOOR DRAIN		
MODEL NUMBER	WT. Lbs	LACQUERED CAST IRON BODY WITH DUCTILE IRON HINGED GRATE (-4)
F1512,3,4,6,8	55.00	\$ 3493.00

F1510 OPTIONAL VARIATIONS:

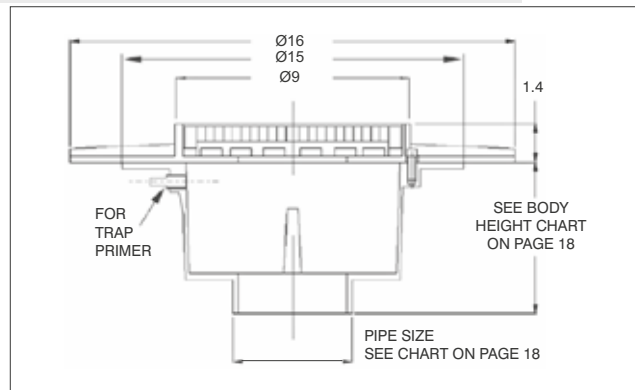
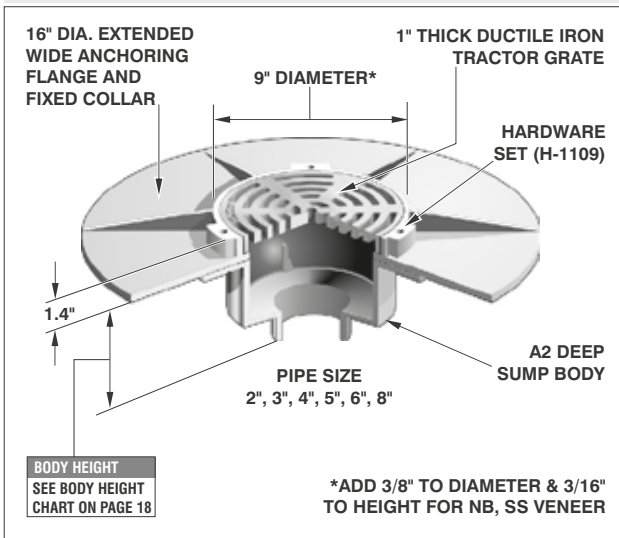
SUFFIX	DESCRIPTION	LIST PRICE	SUFFIX	DESCRIPTION	LIST PRICE
-6	Vandal proof secured grate (TR30 Torx and pin)	\$ 135.00	-80	Aluminum top assembly (Medium duty load rated)	No Add
-7	Trap seal primer tapping	\$ 148.00	-C	Membrane clamp	Standard
-8	Backwater valve (BV1250 Series) (2", 3", 4")	\$ 344.00	-TE	2" Extension (F1510-TE)	\$ 297.00

PARKING AREA DRAINS

F1530

PARKING AREA DRAIN WITH 9" ROUND HEAVY DUTY TRACTOR GRATE W/DEEP SUMP & HEAVY DUTY MEMBRANE COLLAR W/SEEPAGE OPENINGS

F1530



(* DENOTES STRAINER FINISH (-1, -3 OR -4)

PARKING AREA DRAIN WITH 9" ROUND HEAVY DUTY TRACTOR GRATE

MODEL NUMBER	WT. Lbs	STRAINER DESCRIPTION	LIST PRICE LACQUERED CAST IRON BODY WITH:		
			DUCTILE IRON (-4)	NICKEL BRONZE (VENEER) (-1)	STAINLESS STEEL (VENEER) (-3)
F1532,3,4,6,8	45.00	9" Dia. tractor grate	\$ 1102.00	\$ 1594.00	\$ 1594.00

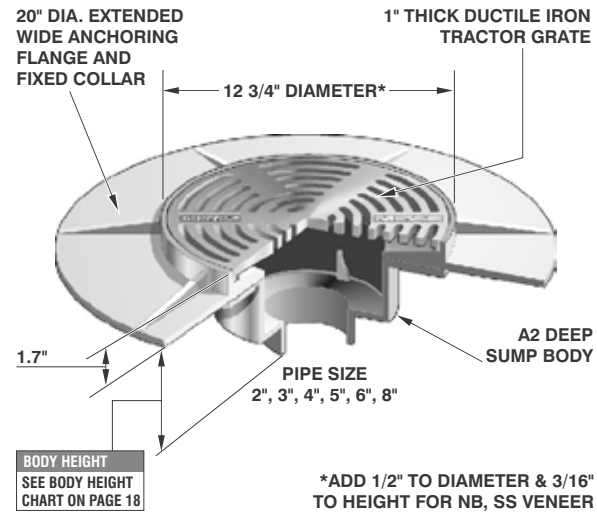
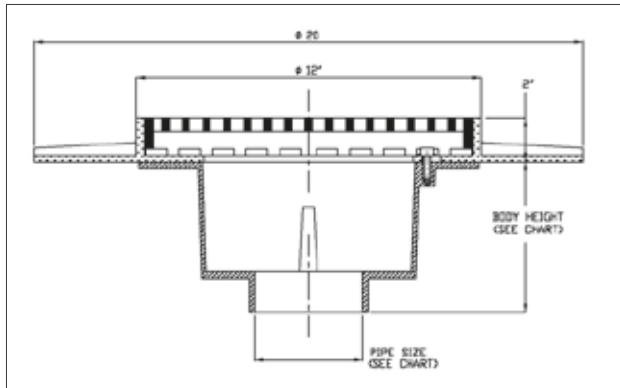
F1530 OPTIONAL VARIATIONS:

SUFFIX	DESCRIPTION	LIST PRICE	SUFFIX	DESCRIPTION	LIST PRICE
-5	Sediment bucket (A2-MB)	\$ 125.00	-13	All galvanized	\$ 674.00
-6	Vandal proof secured grate (TR30 Torx and pin) (H-1072)	\$ 135.00	-30	PVC Socket Connection Body* (2", 3", 4")	No Add
-7	Trap seal primer tapping	\$ 148.00	-31	ABS Socket Connection Body* (2", 3", 4")	No Add
-8	Backwater valve (BV1250 Series) (2", 3", 4")	\$ 343.00	-90	Threaded side outlet (2", 3", or 4") (NA in -30,-31)	\$ 334.00
-11	All Acid resistant epoxy coated	\$ 674.00	P	Push on outlet (2", 3", 4" or 6")	No Add
-12	Galvanized grate	\$ 339.00	T	Threaded outlet (2", 3", 4" or 6")	\$ 71.00
			X	Inside caulk outlet (2", 3", 4" or 6")	No Add

*PVC/ABS Socket bodies available for 2", 3" or 4" connection sizes
*ADD -NH TO -90 FOR NO HUB OUTLET - NO ADD .

F1540 PARKING AREA DRAIN WITH 12" ROUND HEAVY DUTY TRACTOR GRATE WITH DEEP SUMP AND HEAVY DUTY MEMBRANE COLLAR WITH SEEPAGE OPENINGS

F1540



PARTS	A2 BODY	F1540-TA-(*)	HS-1
-------	---------	--------------	------

(*) Denotes Strainer finish (-1, -3 or -4)



MODEL NUMBER	WT. Lbs	STRAINER DESCRIPTION	LIST PRICE LACQUERED CAST IRON BODY WITH:		
			DUCTILE IRON (-4)	NICKEL BRONZE (VENEER) (-1)	STAINLESS STEEL (VENEER) (-3)
F1542,3,4,6	75.00	12" Dia. tractor grate	\$ 2292.00	\$ 3476.00	\$ 3476.00
F1548	48.00	12" Dia. tractor grate	\$ 2556.00	\$ 3748.00	\$ 3748.00

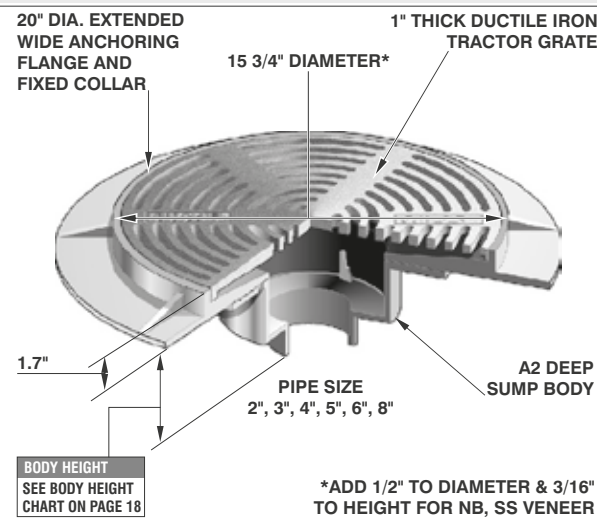
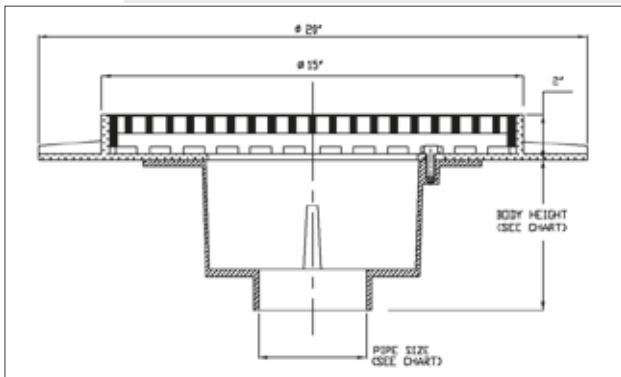
F1540 AND F1550 OPTIONAL VARIATIONS:

SUFFIX	DESCRIPTION	LIST PRICE	SUFFIX	DESCRIPTION	LIST PRICE
-5	Sediment bucket (A2-MB)	\$ 186.00	-13	All galvanized	\$ 991.00
-6	Vandal proof secured grate (TR30 Torx and pin) (H-1072)	\$ 135.00	-90	Threaded side outlet (2", 3" or 4") (NA in -30, -31)	\$ 334.00
-7	Trap seal primer tapping	\$ 148.00	-30	PVC Socket Connection Body* (2", 3", 4")	No Add
-8	Backwater valve (BV1250 Series) (2", 3", 4")	\$ 344.00	-31	ABS Socket Connection Body* (2", 3", 4")	No Add
-11	All acid resistant epoxy coated	\$ 991.00	P	Push on outlet (2", 3", 4" or 6")	No Add
-12	Galvanized grate	\$ 499.00	T	Threaded outlet (2", 3", 4", 5" or 6")	\$ 71.00
*PVC/ABS SOCKET BODIES AVAILABLE FOR 2", 3" OR 4" CONNECTION SIZES			X	Inside caulk outlet (2", 3", 4", 5" or 6")	No Add

*ADD -NH TO -90 FOR NO HUB OUTLET - NO ADD.

F1550 PARKING AREA DRAIN WITH 16" ROUND HEAVY DUTY TRACTOR GRATE WITH DEEP SUMP AND HEAVY DUTY MEMBRANE COLLAR WITH SEEPAGE OPENINGS

F1550



PARTS	A2 BODY	F1550-TA-(*)	HS-1
-------	---------	--------------	------

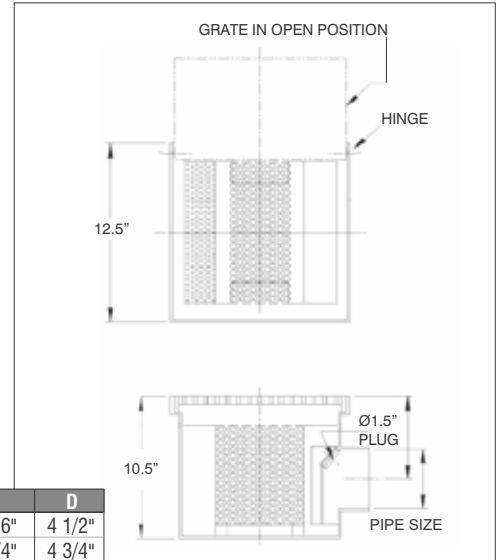
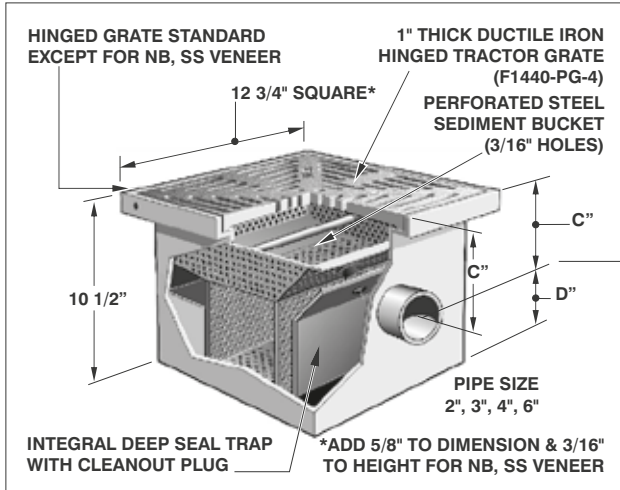
(*) DENOTES STRAINER FINISH (-1, -3 OR -4)



MODEL NUMBER	WT. Lbs	STRAINER DESCRIPTION	LIST PRICE LACQUERED CAST IRON BODY WITH:		
			DUCTILE IRON (-4)	NICKEL BRONZE (VENEER) (-1)	STAINLESS STEEL (VENEER) (-3)
F1552,3,4,6	75.00	16" Dia. tractor grate	\$ 2858.00	\$ 3677.00	\$ 3677.00
F1558	78.00	16" Dia. tractor grate	\$ 3130.00	\$ 3949.00	\$ 3949.00

F1560 12" x 12" HEAVY DUTY AREA DRAIN WITH INTERNAL TRAP & SEDIMENT BUCKET

F1560



	C	D
F1562	6"	4 1/2"
F1563	5 3/4"	4 3/4"
F1564	5 1/2"	5"
F1566	5 1/4"	5 1/4"

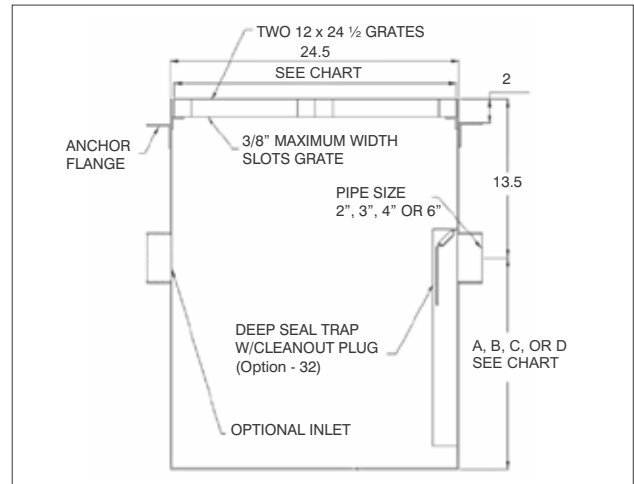
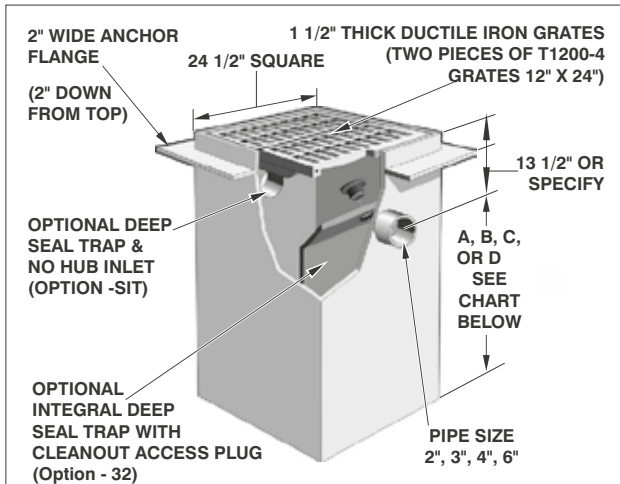
12" x 12" HEAVY DUTY AREA DRAIN WITH INTERNAL TRAP			
MODEL NUMBER	WT. Lbs	LACQUERED CAST IRON BODY WITH DUCTILE IRON (-4)	STAINLESS STEEL (VENEER)(-3)
F1562,3,4,6	50.00	\$ 2331.00	\$ 3324.00

F1560 OPTIONAL VARIATIONS:					
SUFFIX	DESCRIPTION	LIST PRICE	SUFFIX	DESCRIPTION	LIST PRICE
-6	Vandal proof secured grate (TR30 Torx and pin) (H-1072B)	\$ 135.00	-13	Galvanized body and grate	\$ 1508.00
-7	Trap Seal primer tapping	\$ 136.00	-28	Stainless Steel body (Type 304)	\$ 6507.00
-11	Acid resistant epoxy coated body and grate	\$1508.00	-C	Membrane clamp	\$ 298.00
-12	Galvanized grate	\$ 557.00	-FL	Anchor flange	\$ 411.00
			-GS	Grounding strap	\$ 643.00

AREA DRAINS

F1570 24" x 24" HEAVY DUTY PARKING AREA CATCH BASIN

F1570



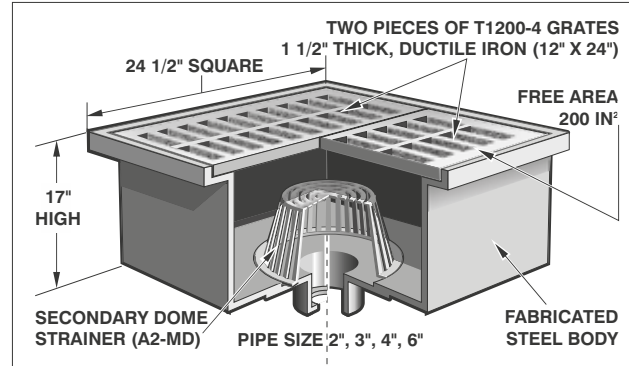
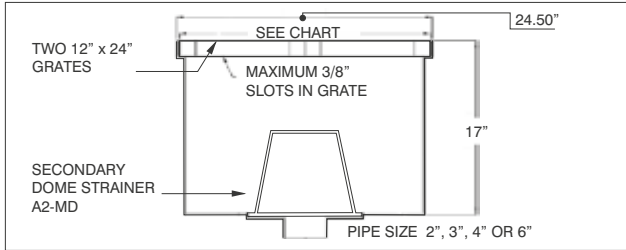
24" X 24" HEAVY DUTY PARKING AREA CATCH BASIN			
MODEL NUMBER	WT. Lbs	LIST PRICE BAKED EPOXY COATED STEEL BODY WITH: DUCTILE IRON (-4)	STAINLESS STEEL (VENEER) (-3)
F1572,3,4,6A	650.00	\$ 8957.00	\$ 18,721.00
F1572,3,4,6B	872.00	\$ 9491.00	\$ 19,254.00
F1572,3,4,6C	1100.00	\$ 9957.00	\$ 19,720.00
F1572,3,4,6D	1300.00	\$ 11,249.00	\$ 21,013.00

BODY DEPTH		
MODEL NO.	"D"	OVERALL DEPTH
F1570A	18"	31.5"
F1570B	24"	37.5"
F1570C	30"	43.5"
F1570D	36"	49.5"

F1570 OPTIONAL VARIATIONS:					
SUFFIX	DESCRIPTION	LIST PRICE	SUFFIX	DESCRIPTION	LIST PRICE
-6	Vandal proof secured grate (TR30 Torx and pin) (H-1072B)	\$ 299.00	-C	Membrane Clamp	\$ 536.00
-13	All galvanized	\$ 1716.00	-SI	No hub side inlet	\$ 266.00
-28	Stainless Steel body (Type 304)	\$ 9764.00	-SIT	Side inlet with trap	\$ 536.00
-32	Integral deep seal trap with clean out access plug	\$ 512.00			

F1580 24" x 24" HEAVY DUTY DEEP SUMP AREA DRAIN WITH BOTTOM OUTLET

F1580



24"SQ HEAVY DUTY DEEP SUMP AREA DRAIN W/BOTTOM OUTLET

MODEL NUMBER	WT. Lbs	BAKED EPOXY COATED STEEL BODY WITH:	
		DUCTILE IRON (-4)	STAINLESS STEEL (VENEER) (-3)
F1582,3,4,6	400.00	\$ 11,805.00	\$ 14,699.00

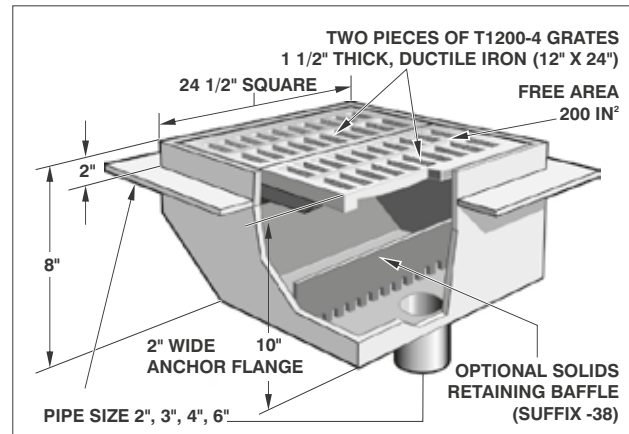
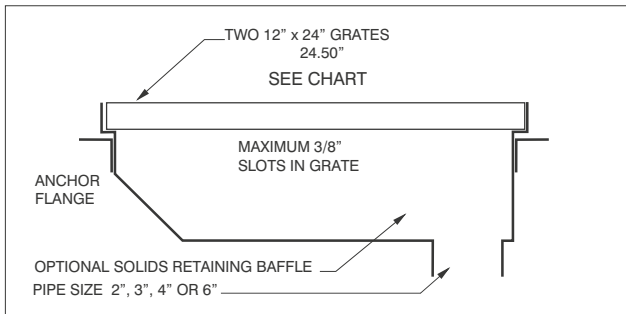
AREA DRAINS

F1580 OPTIONAL VARIATIONS:

SUFFIX	DESCRIPTION	LIST PRICE	SUFFIX	DESCRIPTION	LIST PRICE
-5	Sediment bucket (FS1580-SB)	\$ 404.00	-13	All galvanized	\$ 1716.00
-6	Vandal proof secured grates (TR30 Torx and pin) (H-1072B)	\$ 412.00	-28	Stainless Steel Body (Type 304)	\$ 6507.00
-8	Backwater valve (BV1250 Series)(2", 3", 4")	\$ 344.00	-FL	Anchor flange	\$ 669.00
-12	Galvanized grates	\$ 875.00	-FLC	Anchor flange and membrane clamp	\$ 1662.00

F1590 24" x 24" HEAVY DUTY AREA DRAIN WITH OFFSET BOTTOM OUTLET

F1590



24" SQ. HEAVY DUTY AREA DRAIN WITH OFFSET BOTTOM OUTLET

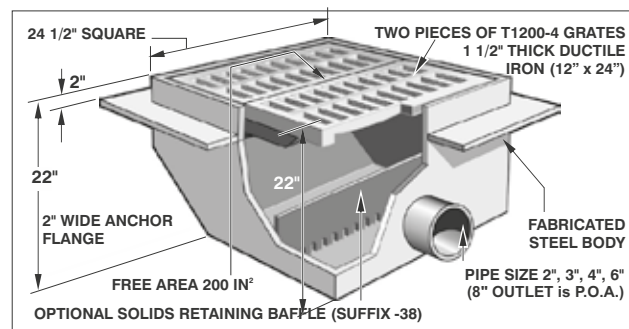
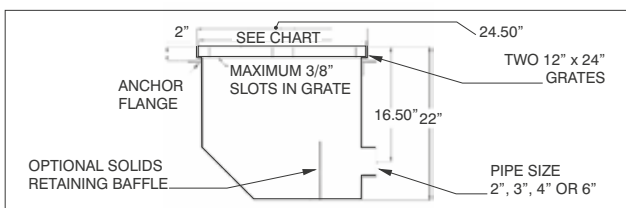
MODEL NUMBER	WT. Lbs	BAKED EPOXY COATED STEEL BODY WITH:	
		DUCTILE IRON (-4)	STAINLESS STEEL (VENEER) (-3)
F1592,3,4,6	400.00	\$ 11,805.00	\$ 14,699.00

F1590 OPTIONAL VARIATIONS:

SUFFIX	DESCRIPTION	LIST PRICE	SUFFIX	DESCRIPTION	LIST PRICE
-6	Vandal proof secured grates (TR30 Torx and pin) (H-1072B)	\$ 412.00	-13	All galvanized	\$ 1716.00
-8	Backwater valve (BV1250 Series)(2", 3", 4")	\$ 344.00	-28	Stainless Steel Body (Type 304)	\$ 6507.00
-12	Galvanized grates	\$ 875.00	-38	Solids retaining baffle	\$ 669.00
			-C	Membrane clamp	\$ 990.00

F1590-90 24" x 24" HEAVY DUTY PARKING AREA DRAIN WITH SIDE OUTLET

F1590-90



24" X 24" HEAVY DUTY PARKING AREA DRAIN WITH SIDE OUTLET

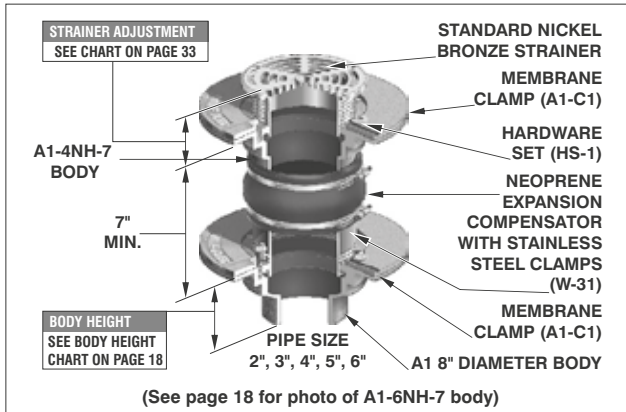
MODEL NUMBER	WT. Lbs	BAKED EPOXY COATED STEEL BODY WITH:	
		DUCTILE IRON (-4)	STAINLESS STEEL (VENEER) (-3)
F1592,3,4,6-90	400.00	\$ 11,805.00	\$ 14,699.00

F1590-90 OPTIONAL VARIATIONS:

SUFFIX	DESCRIPTION	LIST PRICE	SUFFIX	DESCRIPTION	LIST PRICE
-6	Vandal proof secured grates (TR30 Torx and pin) (H-1072B)	\$ 412.00	-28	Stainless Steel Body (Type 304)	\$ 6507.00
-12	Galvanized grates	\$ 875.00	-38	Solids retaining baffle	\$ 669.00
-13	All galvanized	\$1722.00	-C	Membrane clamp	\$ 990.00

F1600-C ISOLATION FLOOR DRAIN W/ROUND REINFORCED ADJ. STRAINER

F1600-C



Note: Flow through shank of top assembly is equal to 4" pipe.



(*) DENOTES STRAINER SIZE (5", 6", 7" OR 8")

(**) DENOTES STRAINER FINISH (-1, -3 OR -4)

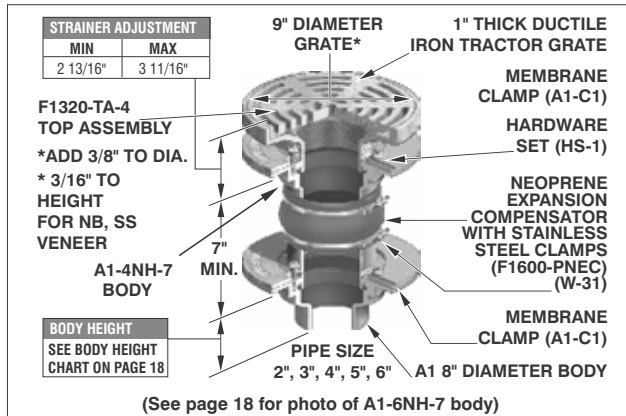
F1600-C ISOLATION DRAIN WITH ROUND REINFORCED ADJUSTABLE STRAINER

MODEL NUMBER	WT. Lbs	STRAINER DESCRIPTION	LIST PRICE LACQUERED CAST IRON BODY WITH:		
			DUCTILE IRON (-4)	NICKEL BRONZE (-1)	STAINLESS STEEL (-3)
F1602,3,4-C-5	15.00	5" Diameter	\$ 1247.00	\$ 1301.00	\$ 1301.00
F1602,3,4-C-6	17.00	6" Diameter	-	\$ 1397.00	\$ 1397.00
F1602,3,4-C-7	17.50	7" Diameter	-	\$ 1480.00	\$ 1480.00
F1602,3,4-C-8	19.00	8" Diameter	\$ 1464.00	\$ 1634.00	\$ 1634.00

FLOOR DRAINS

F1620-C ISOLATION AREA DRAIN W/9" ROUND ADJ. TRACTOR GRATE

F1620-C



Note: Flow through shank of top assembly is equal to 4" pipe.



(*) Denotes strainer finish (-1, -3 or -4)

F1620-C ISOLATION FLOOR DRAIN WITH 9" ROUND ADJUSTABLE TRACTOR GRATE

MODEL NUMBER	WT. Lbs	STRAINER DESCRIPTION	LACQUERED CAST IRON BODY WITH:			ANSI/ASME RATING		
			DUCTILE IRON (-4)	NICKEL BRONZE (VENEER)(-1)	STAINLESS STEEL (VENEER) (-3)	STRAINER	FREE AREA	LOAD RATING
F1622,3,4-C	24.00	9" Diameter	\$ 1197.00	\$ 1651.00	\$ 1651.00	F1320-TA-4	18.0 IN ²	OVER 10,000 lbs

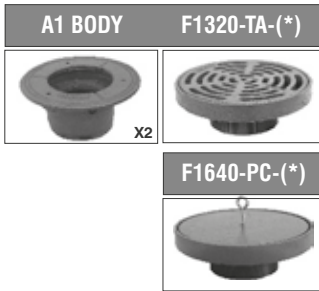
F1600-C AND F1620-C OPTIONAL VARIATIONS:

SUFFIX	DESCRIPTION	F1600-C	F1620-C	SUFFIX	DESCRIPTION	F1600-C	F1620-C
-5	Sediment bucket (A1-PB)	\$ 98.00	\$ 125.00	-41	Sump receiver (A1-BP)	\$ 245.00	\$ 245.00
-6	Vandal proof (TR25 (F1600), TR30 (F1620) Torx and pin)	\$ 51.00	\$ 135.00	-49	Chr. Pl. strainer assembly (-1 only)	\$ 36.00	N/A
-7	Trap seal primer tapping	No Add	No Add	-90	Threaded side outlet (NA in -30, -31)	\$ 198.00	\$ 198.00
-8	Backwater valve (BV1250 Series) (2", 3", 4")	\$ 344.00	\$ 344.00	-95	Client logo	\$ 814.00	N/A
-10	Decorative polished top	\$ 153.00	N/A	-C2	High rough in membrane clamp (A1-C2)	\$ 74.00	\$ 74.00
-11	Acid resistant epoxy coated body (& clamp if needed)	\$ 1038.00	\$ 1251.00	-F4-(1,3)	4" NB or SS round funnel	\$ 382.00	\$ 382.00
-13	Galvanized body (& clamp if needed)	\$ 1038.00	\$ 1251.00	-F4-50	4" cast iron round funnel	\$ 161.00	\$ 161.00
-15	Extension (DD-50)	\$ 125.00	\$ 125.00	-F6-(1,3)	6" NB or SS round funnel	\$ 573.00	\$ 573.00
-16	Square top	-	\$ 213.00	-F6-50	6" cast iron round funnel	\$ 259.00	\$ 259.00
-20	Secondary dome strainer	-	\$ 133.00	-G-(1,3)	4" x 9" NB or SS oval funnel	\$ 797.00	\$ 797.00
-21	Secondary flat strainer (FD-9600 Series)	-	\$ 54.00	-G-50	4" x 9" C.I. oval funnel	\$ 150.00	\$ 150.00
-24	Solid secured cover	-	\$ 175.00	-J-(1,3)	3" x 1" NB or SS oval funnel	\$ 386.00	\$ 386.00
-28	Stainless Steel Body (Type 304) (2", 3", 4" No Hub only)	\$ 3255.00	\$ 3255.00	-J-50	3" x 1" cast iron oval funnel	\$ 161.00	\$ 161.00
-30	PVC Socket Connection Body* (2", 3", 4")	No Add	No Add	P	Push on outlet (2", 3" or 4")	No Add	No Add
-31	ABS Socket Connection Body* (2", 3", 4")	No Add	No Add	T	Threaded outlet (2", 3" or 4")	\$ 71.00	\$ 71.00
-32	Integral 2,3,4" Deep Seal Trap (MI-950 Series)	\$ 397.00	\$ 397.00	Z	Extended wide elastomeric flange on body	\$ 1193.00	\$ 1193.00
-34	Closure plug (C1440 Series)	\$ 330.00	\$ 330.00	X	Inside caulk outlet (2", 3" or 4")	No Add	No Add
-40	Underdeck clamp (A1-C3)	\$ 220.00	\$ 220.00	6	6" no hub outlet	\$ 597.00	\$ 597.00

F1640 DUAL 9" ADJUSTABLE DRAIN SET

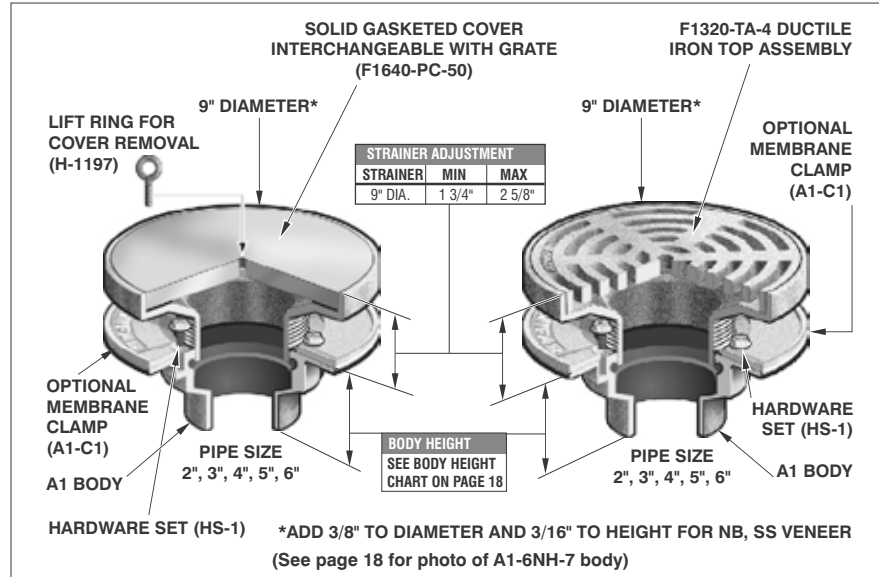
F1640

PARTS



(*) DENOTES STRAINER FINISH (-3 OR -4)

NOTE: FLOW THROUGH SHANK OF TOP ASSEMBLY IS EQUAL TO 4" PIPE.



LAQ. CAST IRON FLOOR DRAINS (2) W/ONE TRACTOR GRATE & ONE GASKETED SOLID COVER

MODEL NUMBER	WT. Lbs	GRATE & PLUG DIAMETER	DUCTILE IRON (-4)	STAINLESS STEEL (VENEER) (-3)
F1642,3,4	35.00	9"	\$ 1363.00	\$ 3873.00
ONE DRAIN WITH SOLID COVER ONLY (SUFFIX -SC)			\$ 1027.00	\$ 2907.00

F1640, F1640-L OPTIONAL VARIATIONS:

SUFFIX	DESCRIPTION	F1640	F1640-L	SUFFIX	DESCRIPTION	F1640	F1640-L
-5	Sediment bucket (A1-MB for F1640, A2-MB for F1640-L)	\$ 125.00	\$ 435.00	-31	ABS Socket Connection Body (2", 3", 4")	No Add	No Add
-11	All acid resistant epoxy coated	\$ 874.00	\$1753.00	-C	Membrane clamp	No Add	No Add
-13	All galvanized	\$ 874.00	\$1753.00	P	Push on outlet (2", 3" or 4")	No Add	No Add
-15	Extension (DD-50 for F1640, A2-XY for F1640-L)	\$ 251.00	\$ 595.00	T	Threaded outlet (2", 3" or 4")	\$ 143.00	\$ 143.00
-21	Secondary flat strainer (FD-9600 Series)	\$ 108.00	\$ 108.00	X	Inside caulk outlet (2", 3", or 4")	No Add	No Add
-30	PVC Socket Connection Body (2", 3", 4")	No Add	No Add	6	6" no hub outlet	\$ 1194.00	\$ 1194.00

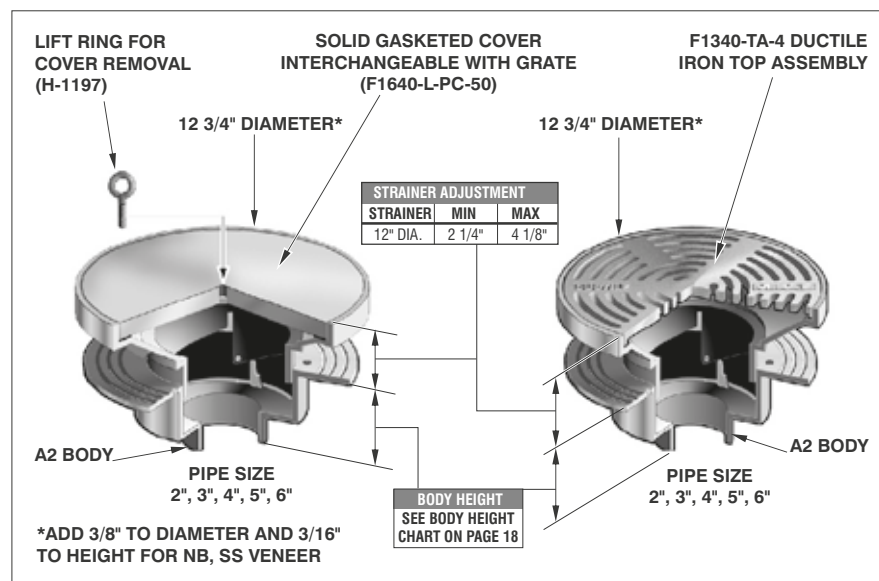
F1640-L DUAL 12" TOP ADJUSTABLE DRAIN SET

F1640-L

PARTS



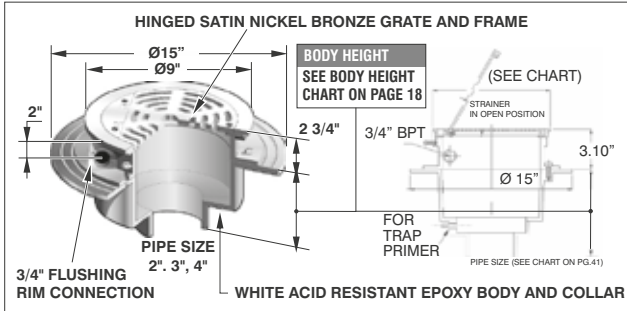
(*) DENOTES STRAINER FINISH (-3 OR -4)



LAQ. CAST IRON AREA DRAINS (2) W/ONE TRACTOR GRATE & ONE GASKETED SOLID COVER

MODEL NUMBER	WT. Lbs	GRATE & PLUG DIAMETER	DUCTILE IRON (-4)	STAINLESS STEEL (VENEER) (-3)
F1642,3,3,4-L	115.00	12"	\$ 2592.00	\$ 3908.00
ONE DRAIN WITH SOLID COVER ONLY (SUFFIX -SC)			\$ 1948.00	\$ 2935.00

F1650 FLUSHING RIM FLOOR DRAIN



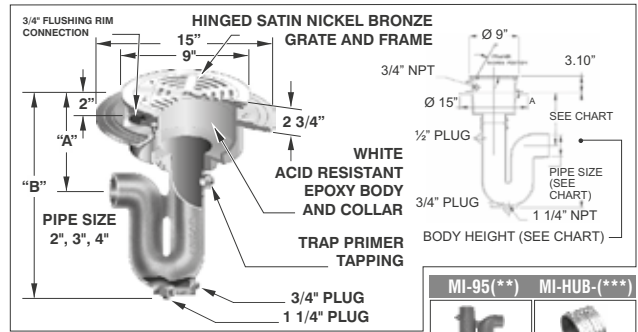
PARTS			
(*) Denotes outlet size (2", 3" or 4")			
A2-11 BODY	HS-1	F1650-PC-50	F1650-TA-1

A.R.E. COATED CAST IRON BODY WITH HINGED GRATE & FLUSHING RIM CONNECTION			
MODEL NUMBER	WT. Lbs	STAINLESS STEEL (-3)	NICKEL BRONZE (-1)
F1652,3,4	33.00	\$ 2367.00	\$ 2367.00

ANSI/ASME RATING					
STRAINER	FREE AREA	LOAD RATING	STRAINER	FREE AREA	LOAD RATING
9" DIA NB	18.0 IN ²	2000-4000 lbs	9" DIA SS	18.0 IN ²	5000-7499 lbs

F1650 AND F1650-G OPTIONAL VARIATIONS:		
SUFFIX	DESCRIPTION	LIST PRICE
-6	Vandal proof fixed grate (TR25 Torx and pin)	\$ 135.00
-30	PVC socket connection body (F1650 only) (2", 3", 4")	No Add
-31	ABS socket connection body (F1650 only) (2", 3", 4")	No Add
-A	Loose set grate	\$ 265.00
P	Push on outlet (2", 3", 4")	No Add
T	Threaded outlet (2", 3", 4")	\$ 71.00
X	Inside caulk outlet (2", 3", 4")	No Add
-Z	Extended wide flange on body (20" dia. X 1/4" thick)	\$1193.00

F1650-G FLUSHING RIM FLOOR DRAIN WITH DEEP SEAL TRAP & FLUSHING CONNECTION



PARTS			
(**) Denotes outlet size (2", 3" or 4")			
(***) Denotes connection size (2", 3" or 4")			
A2-11 BODY	HS-1	F1650-PC-50	F1650-TA-1

F1650-G BODY HEIGHT			
PIPE SIZE	"B" BODY HEIGHT	"A" DIMENSION THREADED OUTLET	"A" DIMENSION NO HUB OUTLET
2" (51)	20 3/4"	12 5/16"	12 5/16"
3" (76)	24 1/4"	13 1/2"	13 1/2"
4" (102)	25 7/8"	14"	14"

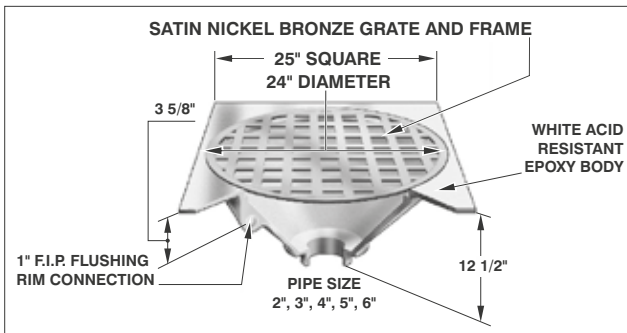
ANSI/ASME RATING					
STRAINER	FREE AREA	LOAD RATING	STRAINER	FREE AREA	LOAD RATING
9" DIA NB	18.0 IN ²	2000-4000 lbs	9" DIA SS	18.0 IN ²	5000-7499 lbs

A.R.E. COATED CAST IRON BODY W/HINGED GRATE, INTEGRAL TRAP & FLUSHING RIM CONNECTION			
MODEL NUMBER	WT. Lbs	NICKEL BRONZE (-1)	STAINLESS STEEL (-3)
F1652,3,4-G	50.00	\$ 2264.00	\$ 2264.00

Trap with flushing connection

FLOOR DRAINS

F1660 24" LARGE CAPACITY FLUSHING RIM FLOOR DRAIN

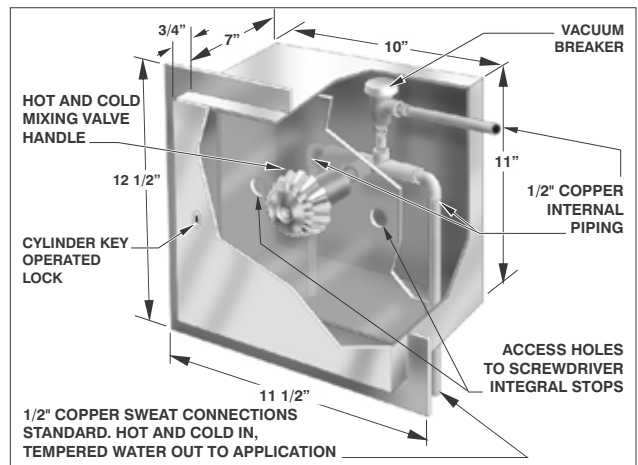


ANSI/ASME RATING		
STRAINER	FREE AREA	LOAD RATING
24" DIA.	232.0 IN ²	UP TO 2000 lbs

LACQUERED CAST IRON BODY W/NICKEL BRONZE GRATE & FRAME & FLUSHING RIM CONNECTION			
MODEL NUMBER	WT. Lbs	NICKEL BRONZE (-1)	
F1662,3,4,6	118.00	\$ 15,063.00	

F1660 OPTIONAL VARIATIONS:			
SUFFIX	DESCRIPTION	LIST PRICE	
-5	Sediment bucket	\$ 1055.00	
-6	Vandal proof fixed grate (TR30 Torx and pin) (H-1072)	\$ 186.00	
-8	Backwater valve (BV1250 Series) (2", 3", 4")	\$ 344.00	
-13	Galvanized body	\$ 1455.00	
-30	PVC socket connection body (2", 3", 4")	No Add	
-31	ABS socket connection body (2", 3", 4")	No Add	
-G	Trap with flushing connection	\$ 669.00	
P	Push on outlet (2", 3", 4")	No Add	
T	Threaded outlet (2", 3", 4")	\$ 71.00	
X	Inside caulk outlet (2", 3", 4")	No Add	

F1670 WATER SUPPLY CONTROL BOX

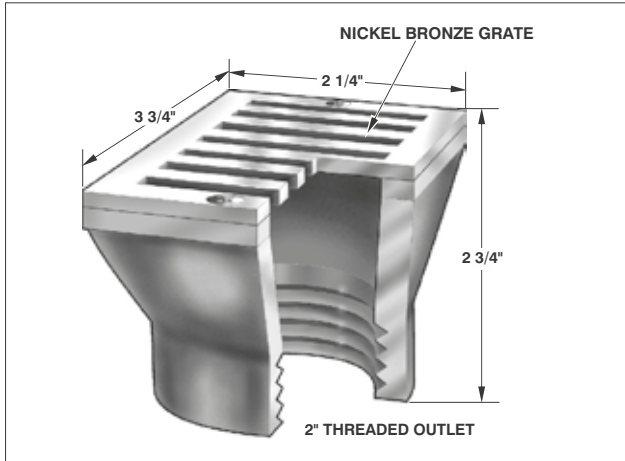


MIFAB Series F1670 water supply control box manufactured from Type 304 stainless steel. Box complete with cylinder key lock. Features single hot and cold mixing valve handle and atmospheric type vacuum breaker with integral screwdriver stops. Recommended for installation with flushing rim & garbage can wash drains (F1650 and F1350-Y-36)

WATER SUPPLY CONTROL BOX		
MODEL NUMBER	WT. Lbs	STAINLESS STEEL (-3)
F1670	18.00	\$ 4845.00

WATER SUPPLY CONTROL BOX OPTIONAL VARIATIONS:		
SUFFIX	DESCRIPTION	LIST PRICE
-LM	See MI-VB Series (Deduct)	-\$ 1431.00
		\$ 324.00
-S	Surface mounted	No Add

F1720 2 1/4" x 3 3/4" GUTTER DRAIN

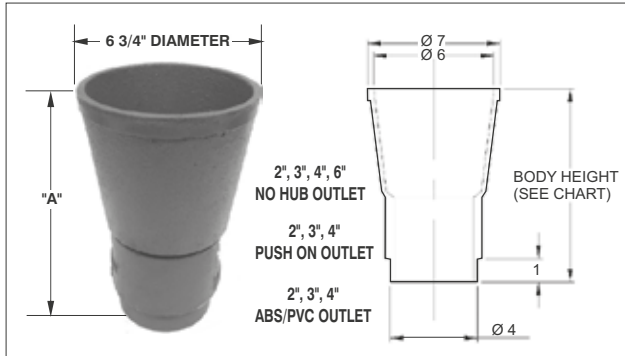


ANSI/ASME RATING		
STRAINER	FREE AREA	LOAD RATING
2" x 3"	3.0 IN ²	2000 lbs

2 1/4" x 3 3/4" GUTTER DRAIN		
MODEL NUMBER	WT. Lbs	LACQUERED CAST IRON BODY WITH NICKEL BRONZE (-1)
F1722	2.00	\$ 242.00

F1720 OPTIONAL VARIATIONS		
SUFFIX	DESCRIPTION	LIST PRICE
-6	Vandal proof secured grate (T25 Torx & pin) (H-1039A)	\$ 51.00
-13	Galvanized body	\$ 54.00

F1780 INDIRECT WASTE FUNNEL

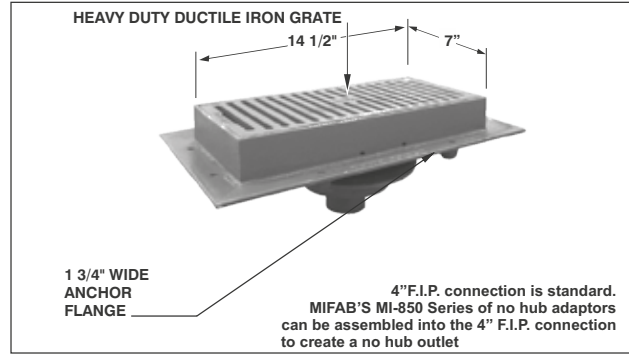


F1780 INDIRECT WASTE FUNNEL			
MODEL NUMBER	WT. Lbs	DESCRIPTION	CAST IRON (-50)
F1782	11.25	2" OUTLET	\$ 344.00
F1783	11.75	3" OUTLET	\$ 400.00
F1784	12.25	4" OUTLET	\$ 685.00
F1786	12.50	6" OUTLET	\$ 711.00

BODY HEIGHT			
PIPE SIZE	NO HUB (STANDARD)	PUSH ON (P)	PVC (-30) ABS (-31)
2" (51)	10" (254)	10 3/8" (263)	10 3/8" (263)
3" (76)	10" (254)	10 3/8" (263)	10 3/8" (263)
4" (102)	10" (254)	10 3/8" (263)	10 3/8" (263)
6" (152)	8 3/4" (222)	-	-

F1780 OPTIONAL VARIATIONS:		
SUFFIX	DESCRIPTION	LIST PRICE
-11	All acid resistant epoxy coated	\$ 284.00
-13	All galvanized	\$ 324.00
-20	Secondary dome strainer (FS1500-PD)	\$ 133.00
-21	Secondary flat strainer (FD-9600 Series)	\$ 54.00
-30	PVC socket connection body* (2", 3", 4")	No Add
-31	ABS socket connection body* (2", 3", 4")	No Add
P	Push on connection (2", 3", 4")	No Add
T	Threaded Outlet (2", 3", 4") (with A1 body)	\$ 71.00

7" x 15" HEAVY DUTY GUTTER DRAIN WITH ANCHOR FLANGE F1760-FL

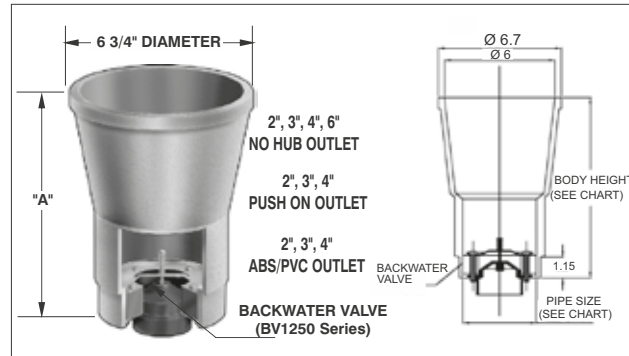


ANSI/ASME RATING		
STRAINER	FREE AREA	LOAD RATING
F1760-PG-4	39.0 IN ²	OVER 10,000 lbs

F1760-FL 7" x 15" HEAVY DUTY GUTTER DRAIN W/ANCHOR FLANGE			
MODEL NUMBER	WT. Lbs	LACQUERED CAST IRON BODY WITH DUCTILE IRON (-4)	STAINLESS STEEL (VENEER) (-3)
F1762,3,4-FL	30.00	\$ 610.00	\$ 1497.00

F1760-FL OPTIONAL VARIATIONS:		
SUFFIX	DESCRIPTION	LIST PRICE
-6	Vandal proof secured grate (TR30 Torx & pin)	\$ 135.00
-8	Backwater valve (BV1250 Series) (2" . 3" . 4")	\$ 344.00
-11	All acid resistant epoxy coated	\$ 537.00
-13	All galvanized	\$ 537.00
-22	Less flange (deduct)	\$ 187.00
-C	Membrane clamp	\$ 152.00
-NH	No hub outlet connection (use MI-850 Series)	\$ 198.00

INDIRECT WASTE FUNNEL WITH BACKWATER VALVE F1790



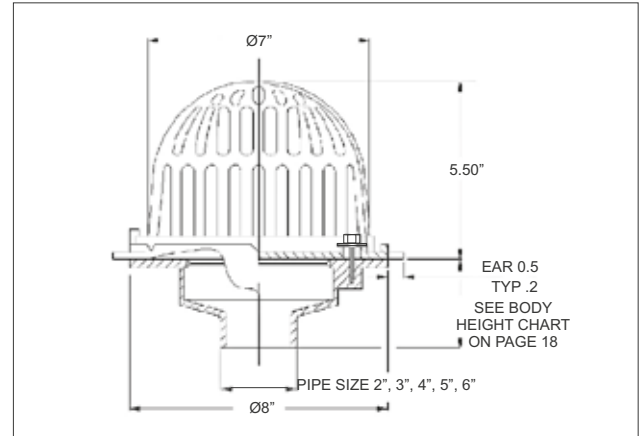
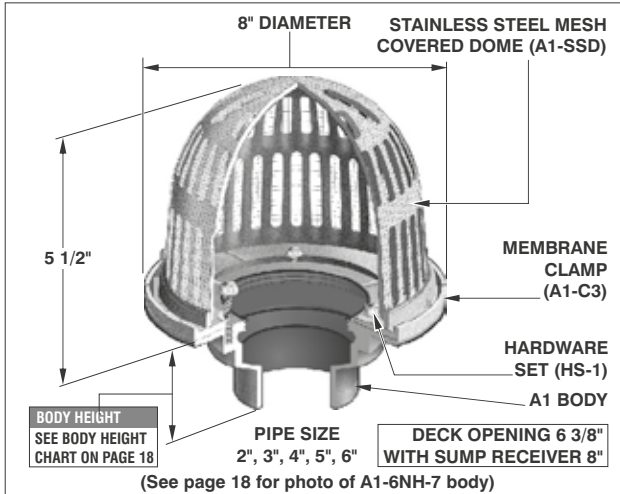
F1790 INDIRECT WASTE FUNNEL			
MODEL NUMBER	WT. Lbs	DESCRIPTION	CAST IRON (-50)
F1792	11.75	2" OUTLET	\$ 922.00
F1793	12.25	3" OUTLET	\$ 980.00
F1794	12.75	4" OUTLET	\$ 1263.00
F1796	13.00	6" OUTLET	\$ 1303.00

BODY HEIGHT			
PIPE SIZE	NO HUB (STANDARD)	PUSH ON (P)	PVC (-30) ABS (-31)
2" (51)	10" (254)	10 3/8" (263)	10 3/8" (263)
3" (76)	10" (254)	10 3/8" (263)	10 3/8" (263)
4" (102)	10" (254)	10 3/8" (263)	10 3/8" (263)
6" (152)	8 3/4" (222)	-	-

F1790 OPTIONAL VARIATIONS:		
SUFFIX	DESCRIPTION	LIST PRICE
-11	All acid resistant epoxy coated	\$ 565.00
-13	All galvanized	\$ 565.00
-20	Secondary dome strainer (FS1500-PD)	\$ 133.00
-21	Secondary flat strainer (FD-9600 Series)	\$ 54.00
-30	PVC socket connection body* (2", 3", 4")	No Add
-31	ABS socket connection body* (2", 3", 4")	No Add
P	Push on connection (2", 3", 4")	No Add
T	Threaded Outlet (2", 3", 4") (with A1 body)	\$ 71.00

F1810 PLANTING AREA DRAIN

F1810



PARTS



F1810 PLANTING AREA DRAIN		
MODEL NUMBER	WT. Lbs	LACQUERED CAST IRON BODY WITH METAL DOME WITH SS MESH SCREEN (-50)
F1812,3,4,6	7.00	\$ 1014.00

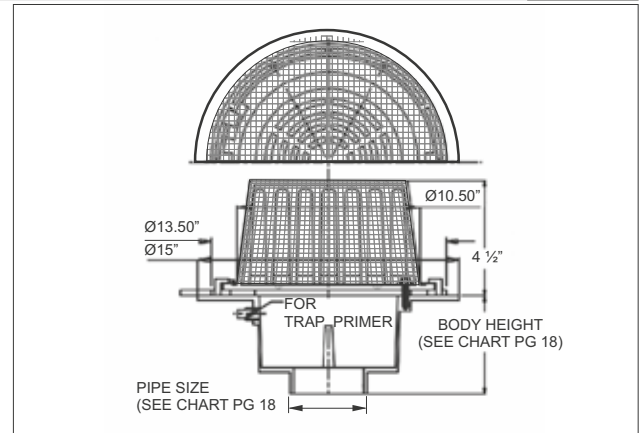
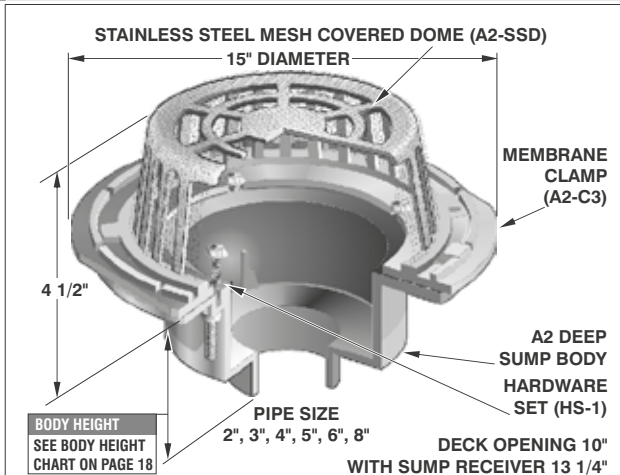
F1810 OPTIONAL VARIATIONS:		
SUFFIX	DESCRIPTION	LIST PRICE
-6	Vandal proof	\$ 51.00
-11	All acid resistant epoxy coated	\$ 146.00
-13	All Galvanized	\$ 146.00
-30	PVC socket connection body (2", 3", 4")	No Add
-31	ABS socket connection body (2", 3", 4")	No Add
-40	Deck clamp (A1-C3)	\$ 136.00

SUFFIX	DESCRIPTION	LIST PRICE
-41	Sump receiver (A1-BP)	\$ 232.00
-81	Rough bronze dome with mesh	\$ 186.00
-90	Threaded side outlet (2", 3", 4") (4" - \$203.00)(NA in -30,-31)	\$ 198.00
P	Push on outlet (2", 3", 4")	No Add
T	Threaded outlet (2", 3", 4")	\$ 71.00
X	Inside caulk outlet (2", 3", 4")	No Add

* ADD -NH TO -90 FOR NO HUB OUTLET - NO ADD

F1820 LARGE FREE AREA PLANTING AREA DRAIN

F1820



PARTS



F1820 LARGE FREE AREA PLANTING AREA DRAIN		
MODEL NUMBER	WT. Lbs	LACQUERED CAST IRON BODY WITH ALUMINUM DOME WITH SS MESH SCREEN (-4)
F1822,3,4,6,8	31.50	\$ 990.00

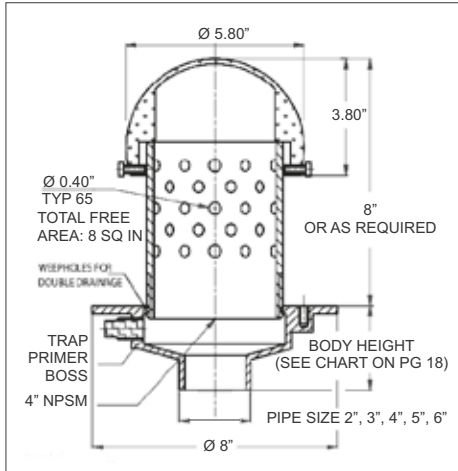
F1820 OPTIONAL VARIATIONS:		
SUFFIX	DESCRIPTION	LIST PRICE
-6	Vandal proof	\$ 113.00
-11	All acid resistant epoxy coated	\$ 357.00
-13	All galvanized	\$ 357.00
-30	PVC socket connection body (2", 3", 4")	No Add
-31	ABS socket connection body (2", 3", 4")	No Add
-40	Deck clamp (A2-C3)	\$ 220.00

SUFFIX	DESCRIPTION	LIST PRICE
-41	Sump receiver (A2-BP)	\$ 245.00
-81	Rough bronze dome with mesh	\$ 292.00
-90	Threaded side outlet (2", 3", 4") (NA in -30,-31)	\$ 334.00
P	Push on outlet (2", 3", 4" or 6")	No Add
T	Threaded outlet (2", 3", 4", 5" or 6")	\$ 71.00
X	Inside caulk outlet (2", 3", 4", 5" or 6")	No Add

* ADD -NH TO -90 FOR NO HUB OUTLET - NO ADD

F1830-P PLANTING AREA DRAIN WITH 8" HIGH PERFORATED STANDPIPE & DOME

F1830-P

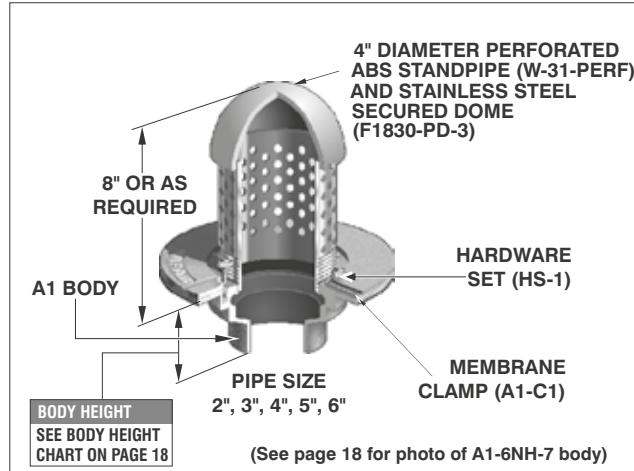


PARTS

F1830-PD-3

W-31-PERF

HS-1



F1830-P PLANTING AREA DRAIN WITH 8" HIGH PERFORATED STANDPIPE AND DOME

MODEL NUMBER	WT. Lbs	STANDPIPE SIZE	LACQUERED CAST IRON BODY & ABS STANDPIPE WITH: STAINLESS STEEL DOME (-3)
F1832,3,4-P	8.50	4" DIA x 6" HIGH	\$ 2084.00

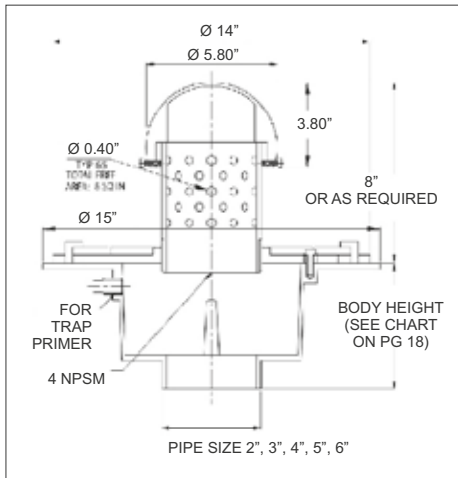


F1830-P OPTIONAL VARIATIONS:

SUFFIX	DESCRIPTION	LIST PRICE	SUFFIX	DESCRIPTION	LIST PRICE
-13	All galvanized	\$ 178.00	-79	Standpipe over 8", per inch	\$ 88.00
-30	PVC socket connection body (2", 3", 4")	No Add	-90	Threaded side outlet (2", 3", 4") (4" \$203.00) (NA in -30,-31)	\$ 198.00
-31	ABS socket connection body (2", 3", 4")	No Add	-92	Stainless steel perforated stand pipe	No Add
-40	Underdeck clamp (A1-C3)	\$ 136.00	P	Push on outlet (2", 3", 4")	No Add
-41	Sump receiver (A1-BP)	\$ 232.00	T	Threaded outlet (2", 3", 4")	\$ 71.00
-43	Solid standpipe (W-31)	No Add	X	Inside caulk outlet (2", 3", 4")	No Add

F1830-PL LARGE PLANTING AREA DRAIN W/8" HIGH PERFORATED STANDPIPE & DOME

F1830-PL

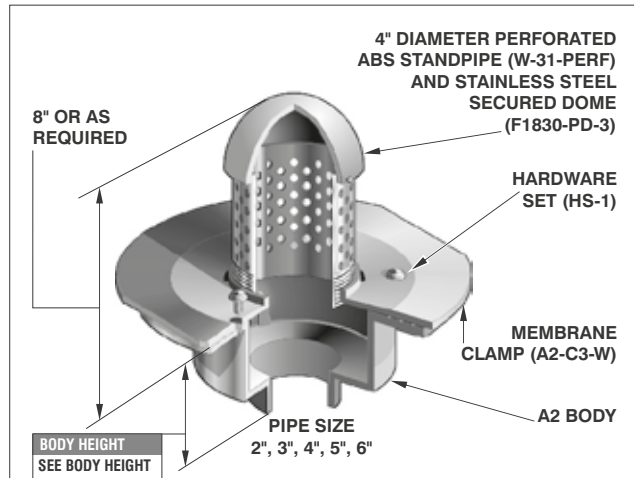


PARTS

F1830-PD-3

W-31-PERF

HS-1



F1830-PL LARGE PLANTING AREA DRAIN WITH 8" HIGH PERFORATED STANDPIPE & DOME

MODEL NUMBER	WT. Lbs	STANDPIPE SIZE	LACQUERED CAST IRON BODY WITH ABS STANDPIPE WITH: LACQUERED CI DOME (-50)	STAINLESS STEEL DOME (-3)
F1832,3,4-PL	18.00	4" DIA x 6" HIGH	\$ 1211.00	\$ 2349.00



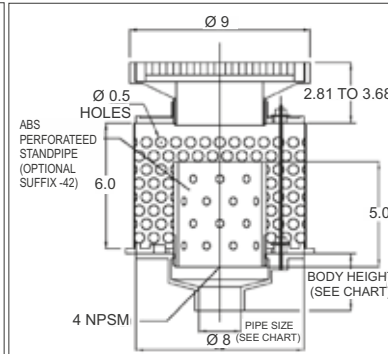
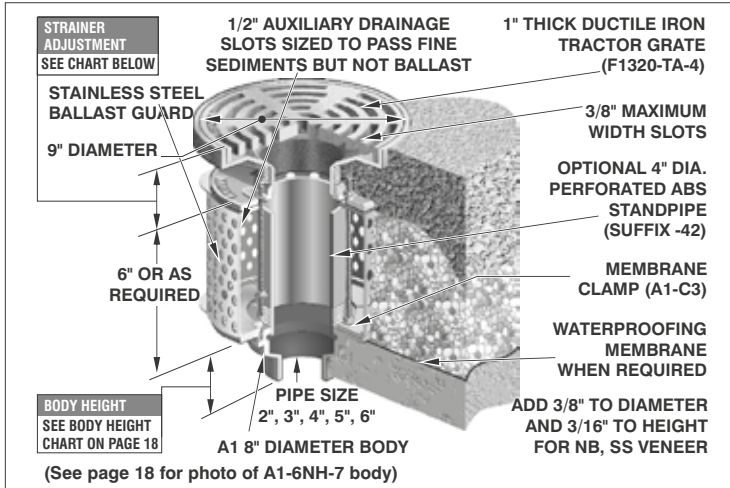
F1830-PL OPTIONAL VARIATIONS:

SUFFIX	DESCRIPTION	LIST PRICE	SUFFIX	DESCRIPTION	LIST PRICE
-13	All galvanized	\$ 581.00	-79	Standpipe over 8", per inch	\$ 207.00
-30	PVC socket connection body (2", 3", 4")	No Add	-90	Threaded side outlet (2", 3", 4") (NA in -30,-31)	\$ 334.00
-31	ABS socket connection body (2", 3", 4")	No Add	-92	Stainless steel perforated stand pipe	No Add
-40	Deck clamp (A2-C3)	\$ 220.00	P	Push on outlet (2", 3", 4" or 6")	No Add
-41	Sump receiver (A2-BP)	\$ 245.00	T	Threaded outlet (2", 3", 4", 5" or 6")	\$ 71.00
-43	Solid standpipe (W-31)	No Add	X	Inside caulk outlet (2", 3", 4", 5" or 6")	No Add

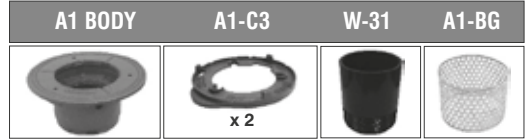
FLOOR DRAINS

F1840 PLANTING AREA DRAIN W/9" ADJUSTABLE TRACTOR GRATE W/STAINLESS STEEL BALLAST GUARD

F1840



(* Denotes strainer finish (-1, -3 or -4)
OPTIONAL (SUFFIX-42)



F1840 OPTIONAL VARIATIONS:		
SUFFIX	DESCRIPTION	LIST PRICE
-42	Perforated standpipe(W-31-PERF)	No Add
-AR	Ballast guard other than 6"	\$ 814.00

F1840 PLANTING AREA DRAIN WITH 9" ADJUSTABLE TRACTOR GRATE WITH STAINLESS STEEL BALLAST GUARD					
MODEL NUMBER	WT. Lbs	STANDPIPE DIAMETER	LACQUERED CAST IRON BODY WITH:		
			DUCTILE IRON (-4)	NICKEL BRONZE (-1)	STAINLESS STEEL (VENEER) (-3)
F1842,3,4,6	25.00	4"	\$ 3591.00	\$ 3809.00	\$ 3809.00

STRAINER ADJUSTMENT		
STRAINER	MIN	MAX
9" DIA.	1 3/4"	2 5/8"

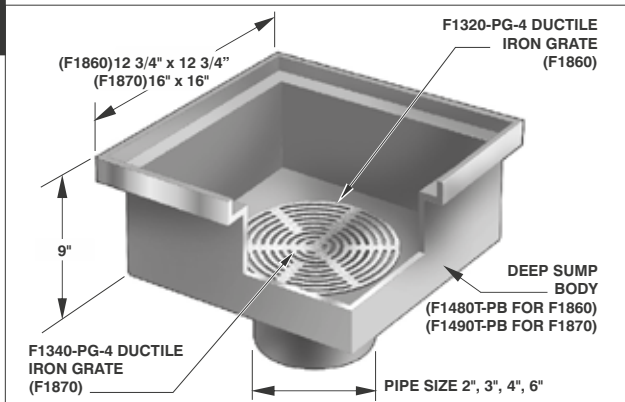
ANSI/ASME RATING		
STRAINER	FREE AREA	LOAD RATING
F1320-TA-4	18.0 IN ²	OVER 10,000 lbs

FLOOR DRAINS


F1860 12" and 16" SQUARE OPEN HOPPER DRAIN W/LOOSE SET BOTTOM GRATE

F1860

F1870



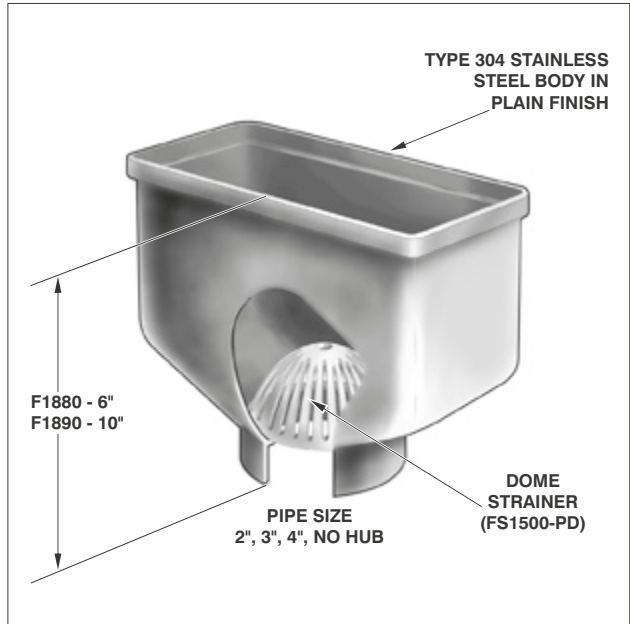
F1860 + F1870 PARTS (* DENOTES STRAINER FINISH (-1, -3 OR -4))



F1860 12"/F1870 16" SQUARE OPEN HOPPER DRAIN WITH LOOSE SET BOTTOM GRATE					
MODEL NUMBER	WT. Lbs	LACQUERED CAST IRON BODY WITH:			
		DUCTILE IRON (-4)	STAINLESS STEEL (VENEER) (-3)	NICKEL BRONZE (-1)	
F1862,3,4	25.00	\$ 725.00	\$ 1416.00	\$ 1416.00	
F1873,4,6	30.00	\$ 1457.00	\$ 2862.00	\$ 2862.00	

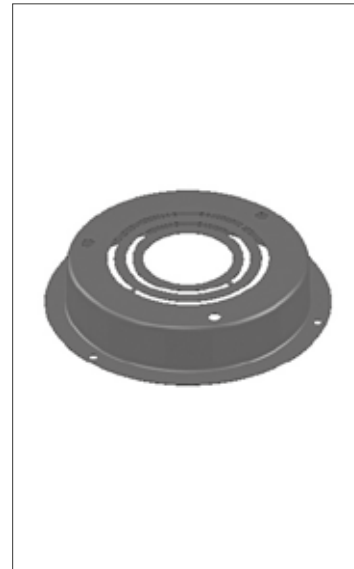
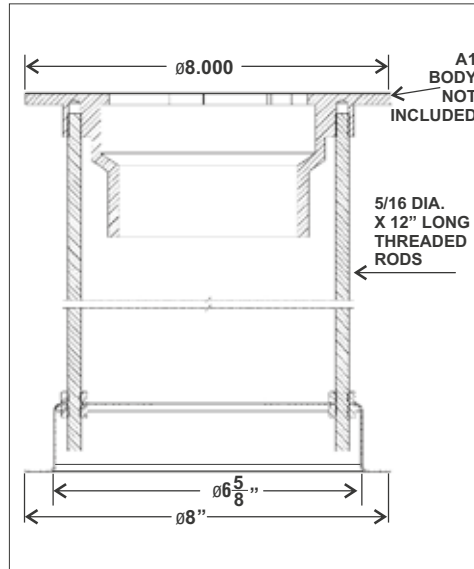
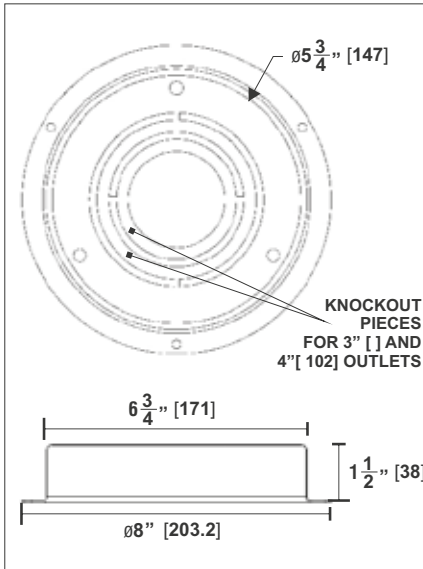
F1860 and F1870 OPTIONAL VARIATIONS:				
SUFFIX	DESCRIPTION	F1860	F1870	
-5	Sediment bucket (FS1700-PB)	\$ 219.00	\$ 530.00	
-11	All acid resistant epoxy coated	\$ 675.00	\$ 955.00	
-13	All galvanized	\$ 515.00	\$ 874.00	
-16-4	DI floor level square grate (F1440-PG-4)	\$ 167.00	\$ 508.00	
-16-1	NB floor level square grate (vener) (F1440-PG-1)	\$ 529.00	\$ 1598.00	
-16-3	SS floor level square grate (vener) (F1440-PG-3)	\$ 529.00	\$ 1598.00	
-21	Secondary flat strainer (FD-9600 Series)	\$ 54.00	\$ 54.00	
-FL	Anchor flange	\$ 334.00	\$ 334.00	
-FLC	Anchor flange & membrane clamp	\$ 843.00	\$ 840.00	

F1880 / F1890 4" x 8" AND F1890 6" x 12" OPEN SIGHT DRIP DRAINS



F1880 4" x 8" & F1890 6" x 12" OPEN SIGHT DRAINS			
MODEL NUMBER	WT. Lbs	DESCRIPTION	STAINLESS STEEL (-3)
F1882,3,4,6	13.00	4" x 8"	\$ 4883.00
F1892,3,4,6	30.00	6" x 12"	\$ 6510.00

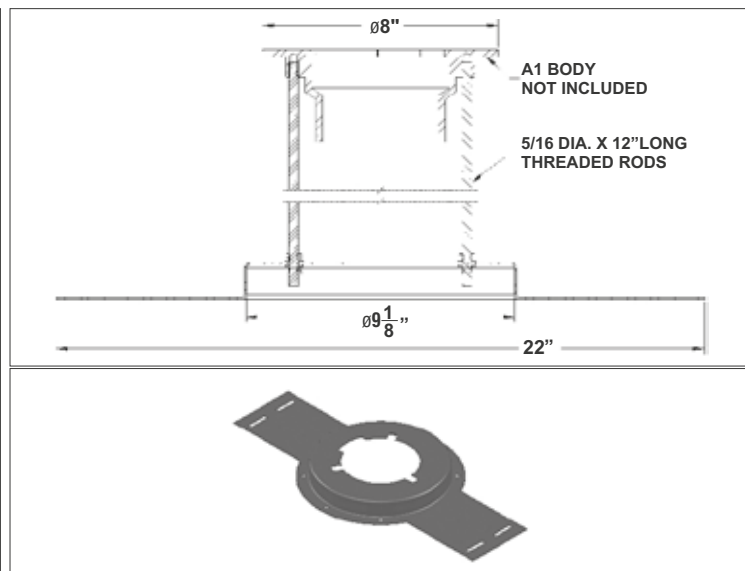
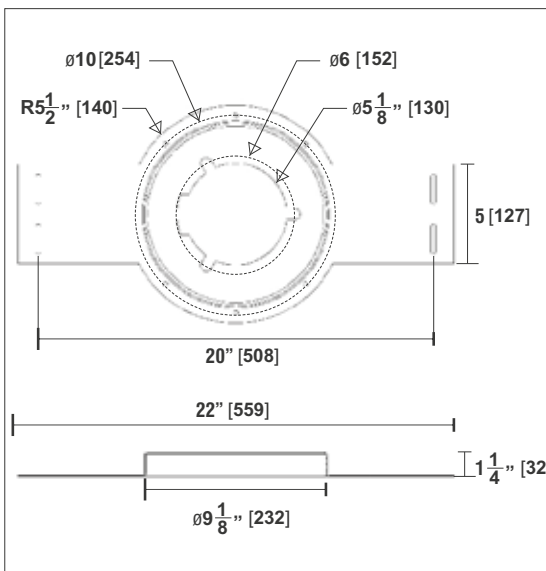
F1880, F1890 OPTIONAL VARIATIONS:			
SUFFIX	DESCRIPTION	F1880	F1890
-21	Secondary flat strainer (FD-9600 Series)	\$ 54.00	\$ 54.00
-34	Closure plug (C1440 Series)	\$ 330.00	\$ 330.00
-34B	Bronze closure plug	\$ 652.00	\$ 652.00
-FL	Anchor flange	\$ 652.00	\$ 1059.00
-FLC	Anchor flange & membrane clamp	\$ 814.00	\$ 1139.00
T	Threaded connection (2", 3" 4")	\$ 71.00	\$ 71.00
X	Inside caulk outlet (2", 3" 4")	No Add	No Add

F1900 FLOOR DRAIN INSTALLATION STABILIZING PLATE - FOR A1 BODIES
F1900


FLOOR DRAINS

MODEL NUMBER	PIPE SIZE	PIPE OPENING DIAMETER	LIST PRICE
F1902	2"	2 9/16"	\$ 123.00
F1903	3"	3 11/16"	\$ 123.00
F1904	4"	4 11/16"	\$ 123.00

Description: MIFAB F1900 Series of drain installation stabilization plate. They are manufactured from 16 gauge galvanized steel and painted with an acid resistant red epoxy coating. The plates are made with a variable pipe opening, three support stud holes and three nail holes. They can be used with MIFAB's 2", 3" or 4" A1 bodies.

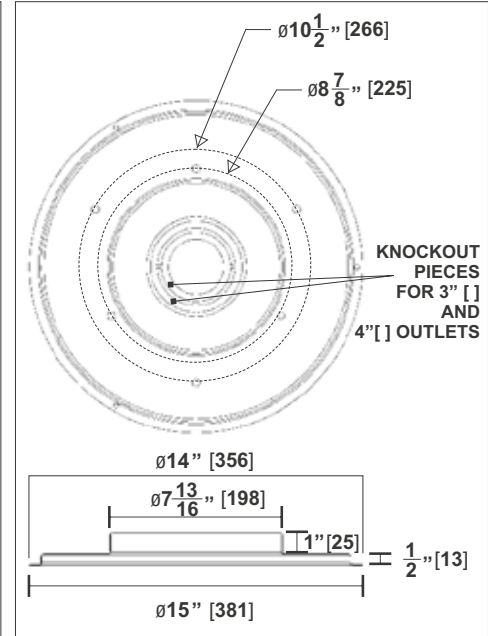
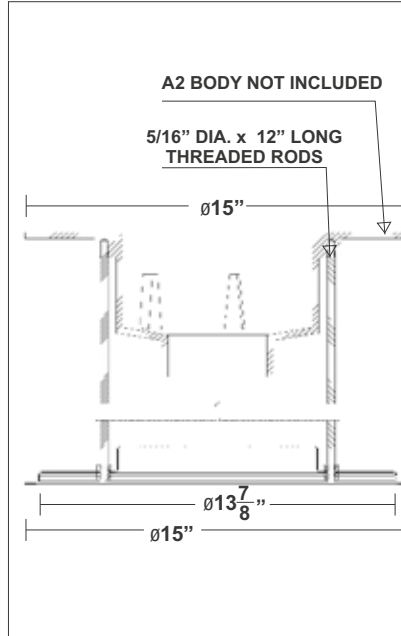

F1910 FLOOR DRAIN INSTALLATION STABILIZING PLATE WITH FLANGE - FOR A1 BODIES
F1910


MODEL NUMBER	PIPE SIZE	PIPE OPENING DIAMETER	LIST PRICE
F1912	2"	2 9/16"	\$167.00
F1913	3"	3 11/16"	\$167.00
F1914	4"	4 11/16"	\$167.00

Description: MIFAB F1910 Series of drain installation stabilization plate with flange. They are manufactured from 16 gauge galvanized steel and painted with an acid resistant red epoxy coating. The plates are made with a variable pipe opening, four support stud holes, six nail holes and a wide flange for securing to decks. They can be used with MIFAB's 2", 3" or 4" A1 bodies.

F1920
FLOOR DRAIN INSTALLATION STABILIZING PLATE - FOR A2 BODIES
F1920

FLOOR DRAINS



MODEL NUMBER	PIPE SIZE	PIPE OPENING DIAMETER	LIST PRICE
F1922	2"	2 9/16"	\$133.00
F1923	3"	3 11/16"	\$133.00
F1924	4"	4 11/16"	\$133.00

Description: MIFAB F1920 Series of drain installation stabilization plate. They are manufactured from 16 gauge galvanized steel and painted with an acid resistant red epoxy coating. The plates are made with a variable pipe opening, six support stud holes and three nail holes. They can be used with MIFAB's 2", 3" or 4" A2 bodies.

PODIUM DRAIN SOLUTIONS

INTRODUCTION:



MIFAB offers a number of podium drain solutions for different types of applications. Contractors have told us that installing floor drains within a podium system is not easy because of the need to properly accommodate the 3/4" drain board that is typically installed underneath the pavers in podiums. The unique MIFAB podium drain solution allows for full flow of water off the drain board into the sump of the drain body. It also properly secures the water-proofing membrane around the entire body - providing 100% clamping around the drain opening.

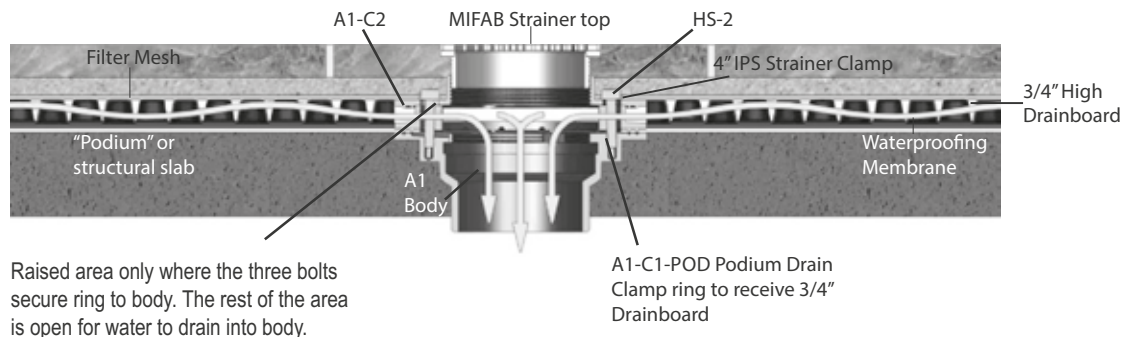
MIFAB offers podium drain solutions for the following applications: 1) drain installed at grade level with podium pavers, 2) drain installed below grade level underneath the pavers, 3) drain installed at grade level in a planter area - with an adjustable system to accommodate depth of the planter and 4) drain installed at grade level in a pet relief area on the podium. Typical installation illustrations and explanations for each are provided below.

PAVER PODIUM DRAIN SOLUTIONS

F1100-C-PV-PAVER (PAVER PODIUM SYSTEM)

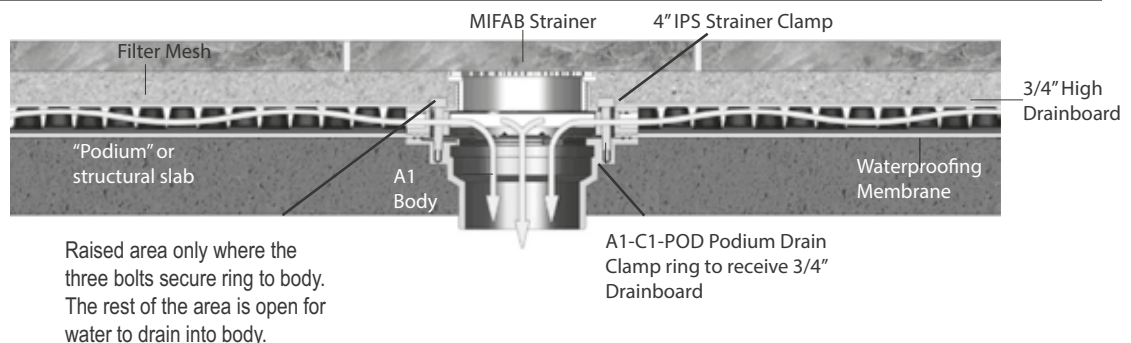
MIFAB's podium system allows full unrestricted drain flow of water off the drain board into the sump of the drain body while properly securing the membrane around the entire body (not just at some anchor points) – providing 100% clamping of the membrane around the drain opening. The installer typically has the option of trimming out the strainer to finish grade or below the pavers per the illustration below.

List price \$600.00 (for 2", 3" or 4" outlet and 5" dia. NB or SS strainer) See page 33 for optional variations and page 46, 47 for different strainer options.



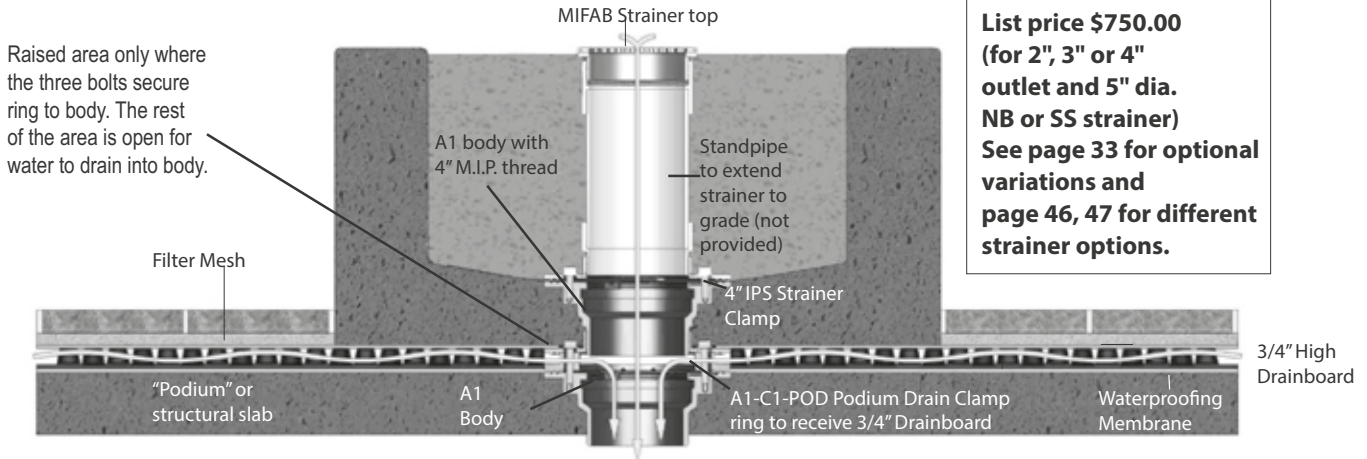
F1100-C-BP (BELOW PAVER PODIUM SYSTEM)

List price \$600.00 (for 2", 3" or 4" outlet and 5" dia. NB or SS strainer) See page 33 for optional variations and page 46, 47 for different strainer options.



Note: This is the typical installation for the below paver podium system. Check with contractor for installation required for each jobsite.

F1100-C-PLA (PLANTER PODIUM SYSTEM)



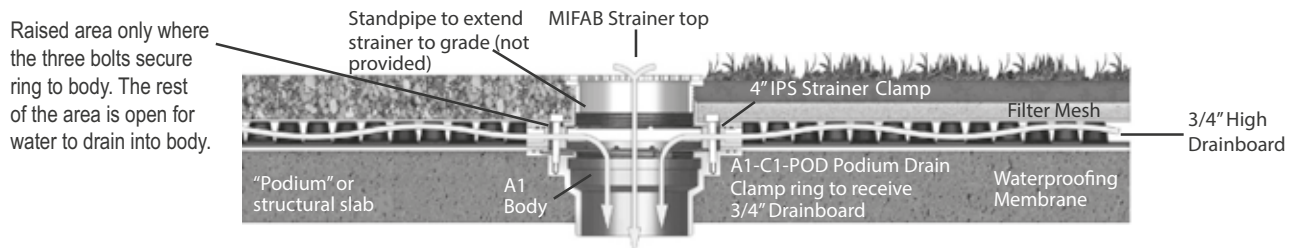
List price \$750.00 (for 2", 3" or 4" outlet and 5" dia. NB or SS strainer) See page 33 for optional variations and page 46, 47 for different strainer options.

Typically used in planters which are integrated into various locations across the podium. Planters require a secondary concrete pour - over the podium's primary drainage membrane.

MIFAB's system allows the use of a second drain body to properly drain and waterproof the interior of the planter. The plumbing contractor has the option of assembling a 4" diameter pipe between MIFAB's top A1-C2 membrane clamp and the underside of the strainer at grade or leaving it to the landscaping contractor to finish the standpipe to grade. Either way, the completion of the planter drainage system is performed by the landscaper when the planter is filled with soil.

F1100-C-PET (PET RELIEF PODIUM SYSTEM)

List price \$600.00 (for 2", 3" or 4" outlet and 5" dia. NB or SS strainer) See page 33 for optional variations and page 46, 47 for different strainer options.



Similar to a planter, a pet relief area requires the use of a secondary drain body and has a strainer installed at grade to adequately accept runoff areas during storm situations into the drain body and not across the podium. MIFAB's podium system allows full unrestricted flow of water off the drain board into the sump of our drain body while properly securing the membrane around the entire body (not just at some anchor points) – providing 100% of clamping of the membrane around the circumference of the drain opening. The installer typically has the option of trimming out the strainer to finish grade or below the pavers per the illustration above.

MIFAB'S ENGINEERING TEAM WILL DESIGN THE PODIUM DRAIN SYSTEM FOR YOU AT NO COST.


CALL TODAY TO DISCUSS YOUR PROJECT CHALLENGE WITH OUR STAFF: 800.465.2736
sales@mifab.com

1321 WEST 119TH STREET CHICAGO, ILLINOIS 60643. PHONE: (800) 465-2736. mifab.com



®

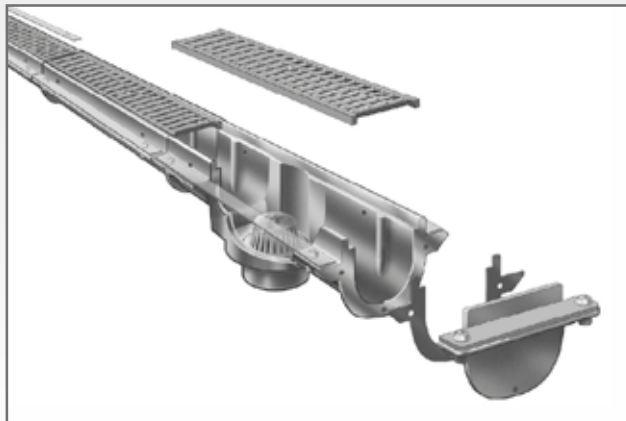


MIFAB



MIFAB®

TRENCH DRAIN SYSTEMS

ENGINEERED TRENCH DRAIN PRODUCTS



TRENCH DRAINS

T1000 TO T1200 TRENCH DRAINS


T1000 - T1200

T1000 5" x 20" STAINLESS STEEL TRENCH DRAIN GRATE WITH OPTIONAL "F" ANGLE FRAME

MODEL NUMBER	SIZE	GRATE MATERIAL	FRAME MATERIAL	LIST PRICE
T1000-3	5" x 20" grate	Stainless Steel	None	\$ 1104.00
T1000-F-3	5 1/2" x 20" section	Stainless Steel	Stainless Steel	\$ 1993.00


T1000-3

4.92" x 20" x 5/8" Grate



T1000-F-3

5 1/2" x 20" x 3/4" Section



1" x 3/4" x 1/8" Stainless Steel Angle Frame (Suffix -F)

Free area 20 in² per running foot 16 gauge slotted Stainless Steel Grate

T1100 5" x 20" TRENCH DRAIN GRATE WITH OPTIONAL "F" ANGLE FRAME

MODEL NUMBER	SIZE	GRATE MATERIAL	FRAME MATERIAL	LIST PRICE
T1100-4	5" x 20" grate	Ductile Iron	None	\$ 330.00
T1100-4-3	5" x 20" grate	Ductile Iron, Stainless Steel veneer	None	\$ 1400.00
T1100-F-4	5 7/8" x 20" section	Ductile Iron	Steel	\$ 742.00
T1100-F-4-3	6" x 20" section	Ductile Iron, Stainless Steel veneer	Stainless Steel	\$ 2347.00

T1100-4

4.92" x 20" x 5/8" Grate



T1100-F-4

5 7/8" x 20" x 3/4" Section



1" x 3/4" x 1/8" Mild Steel Angle Frame (Suffix -F) or S.S. Frame (Suffix -F-3)

Free area 20 in² per running foot Ductile Iron Grate (S.S. Veneer, add (-3))

T1000 AND T1100 OPTIONAL VARIATIONS

SUFFIX	DESCRIPTION	LIST PRICE
-6	Vandal proof - per grate (H-1110)	\$ 276.00
-11	All acid resistant epoxy coated- per section	\$ 564.00
-13	All galvanized - per section	\$ 564.00

T1150-(F) 12" x 12" TRENCH DRAIN GRATE WITH OPTIONAL "F" ANGLE FRAME

MODEL NUMBER	SIZE	GRATE MATERIAL	FRAME MATERIAL	LIST PRICE
T1150-4	12" x 12" grate	Ductile Iron	None	\$ 330.00
T1150-4-3	12" x 12" grate	Ductile Iron, Stainless Steel veneer	None	\$ 1228.00
T1150-F-4	12 1/4" x 12 1/4" section	Ductile Iron	Steel	\$ 889.00
T1150-F2-4	12 1/4" x 24 1/4" section	Ductile Iron	Steel	\$ 1372.00
T1150-F-4-3	12 1/4" x 12 1/4" section	Ductile Iron, Stainless Steel veneer	Stainless Steel	\$ 2121.00
T1150-F2-4-3	12 1/4" x 24 1/4" section	Ductile Iron, Stainless Steel veneer	Stainless Steel	\$ 3836.00

T1150-4

12" x 12" Grate



Ductile Iron Grate (-4)

Free area 51 in²

T1150-F-4

12 3/8" x 12 3/8" Section



Ductile Iron Grate (-4)

Free area 51 in²

1" x 1" x 1/8" Angle Iron Frame (Suffix -F)

T1150-F2-4

12 1/4" x 24 1/4" Section



T1150-(F) OPTIONAL VARIATIONS

SUFFIX	DESCRIPTION	LIST PRICE
-6	Vandal proof - per grate (H-1072)	\$ 429.00
-11	All acid resistant epoxy coated- per section	\$ 521.00
-12	Galvanized grate - per grate	\$ 146.00
-13	All galvanized - per section	\$ 521.00

T1200-(F) 12" x 24" TRENCH DRAIN GRATE WITH OPTIONAL "F" ANGLE FRAME

MODEL NUMBER	SIZE	GRATE MATERIAL	FRAME MATERIAL	LIST PRICE	ADD FOR 24" EXTENSION
T1200-4	12" x 24" grate	Ductile Iron	None	\$ 806.00	\$ 806.00
T1200-4-3	12" x 24" grate	DI grate W/SS veneer	None	\$ 3121.00	\$ 3121.00
T1200-F-4	12 1/2" x 24 1/2" section	Ductile Iron	Steel	\$ 1716.00	\$ 1716.00
T1200-F-4-3	12 3/8" x 24 3/8" section	Ductile Iron, SS veneer	Stainless Steel	\$ 5323.00	\$ 5323.00

T1200-(F) OPTIONAL VARIATIONS

SUFFIX	DESCRIPTION	LIST PRICE
-6	Vandal proof - per grate (H-1072)	\$ 429.00
-11	All acid resistant epoxy coated- per section	\$ 1061.00
-13	All galvanized - per section	\$ 1061.00
-95	Client logo (-3 SS veneer only) per grate	\$ 814.00

T1200-F2 24 1/2" x 24 1/2" TRENCH DRAIN GRATE AND FRAME ASSEMBLY

MODEL NUMBER	SIZE	GRATE MATERIAL	FRAME MATERIAL	LIST PRICE	ADD FOR 24" EXTENSION
T1200-F2-4	24 1/2" x 24 1/2" section	Ductile Iron	Steel	\$ 2515.00	\$ 2515.00
T1200-F2-4-3	24 1/2" x 24 1/2" section	DI grate W/SS veneer	Stainless Steel	\$ 7642.00	\$ 7642.00

T1200-F2 OPTIONAL VARIATIONS

SUFFIX	DESCRIPTION	LIST PRICE
-6	Vandal proof - per grate (H-1072)	\$ 429.00
-11	All acid resistant epoxy coated - per grate	\$ 948.00
-13	All galvanized - per grate	\$ 1247.00
-95	Client logo (-3 SS veneer only) per grate	\$ 814.00

T1200-F-4

12 3/8" x 48 3/4" Section




Free area 100 in

1 3/4" x 1 3/4" x 1/4"

Angle Iron Frame (Suffix -F)

T1200-F2-4

24 3/8" x 24 3/8" Section



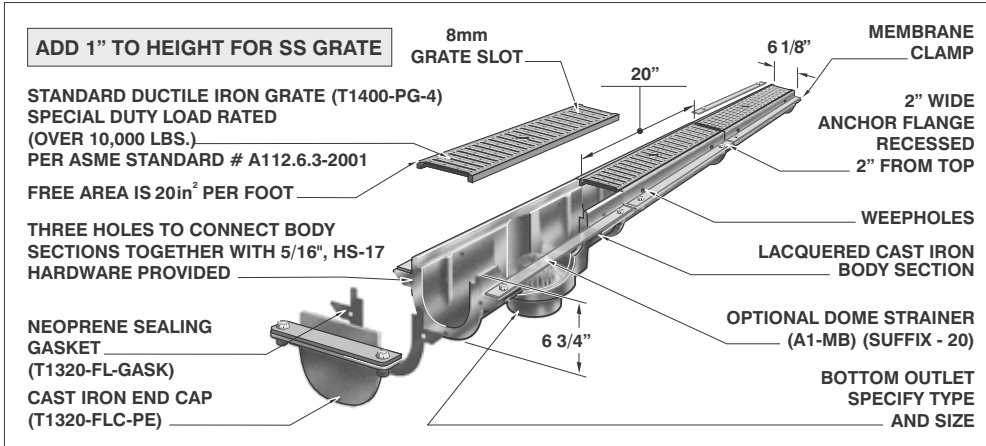
Ductile Iron Grate (Standard)

Free area 200 in²

TRENCH DRAINS

T1320-FL 6 1/8" x 20" CAST IRON TRENCH DRAIN WITH ANCHOR FLANGE

T1320-FL



Custom fabricated trench drains are our specialty. Any custom configuration is possible. See page 87 for order instruction guide.

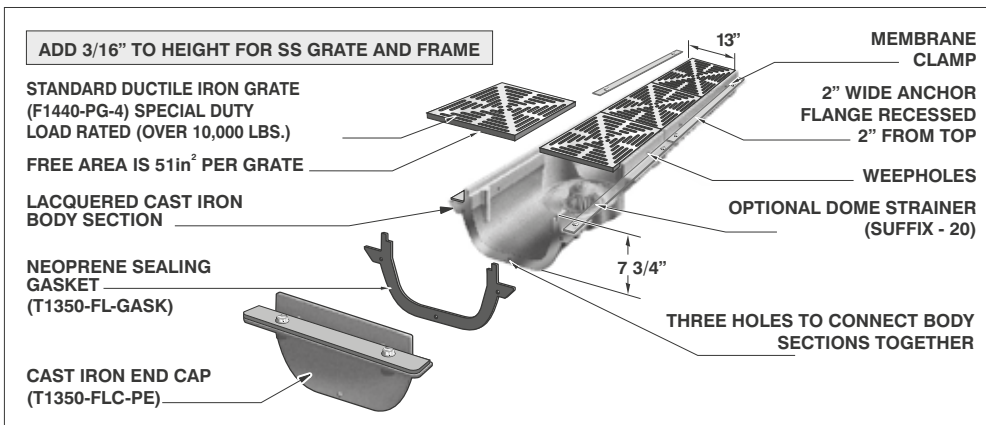
T1320-FL 6 1/8" x 20" CAST IRON TRENCH DRAIN WITH ANCHOR FLANGE				
MODEL NUMBER	SIZE	MATERIAL	FRAME MATERIAL	LIST PRICE PER 20" SECTION
T1322,3,4-FL-4	6 1/8" x 20" section	Cast iron body, DI grate	Cast iron	\$ 1221.00 20"/section
T1322,3,4-FL-4-3	6 1/8" x 20" section	Cast iron body, DI grate W/SS veneer	SS veneer	\$ 2735.00 20"/section

T1320-FL OPTIONAL VARIATIONS:					
SUFFIX	DESCRIPTION	LIST PRICE	SUFFIX	DESCRIPTION	LIST PRICE
-5	Sediment bucket (per piece) (A1-MB)	\$ 265.00	-20	Dome bottom outlet strainer (per piece)(A1-MB)	\$ 258.00
-6	Vandal proof grate (per grate)(TR30 Torx and pin) (H-1109A)	\$ 219.00	-C	Membrane clamp (per 20" section)	\$ 143.00
-8	Backwater valve (per piece) (BV1254)	\$ 344.00	P	Push on bottom outlet (2", 3" or 4")	No Add
-11	All acid resistant epoxy coated (per 20" section)	\$ 492.00	S	End outlet (4" No hub only)	\$ 262.00
-12	Galvanized grate (per 20" section)	\$ 279.00	T	Threaded bottom outlet (2", 3" or 4")	\$ 71.00
-13	All galvanized (per 20" section)	\$ 376.00	X	Inside caulk bottom outlet (2" or 3")	No Add

ALL TRENCH DRAIN ORDERS REQUIRE A FACTORY DRAWING APPROVED BY THE CUSTOMER PRIOR TO PRODUCTION

T1350-FL 12 1/4" x 12" CAST IRON TRENCH DRAIN WITH ANCHOR FLANGE

T1350-FL



Custom fabricated trench drains are our specialty. Any custom configuration is possible. See page 87 for order instruction guide.

T1350-FL 12 1/4" x 12" CAST IRON TRENCH DRAIN WITH ANCHOR FLANGE				
MODEL NUMBER	SIZE	MATERIAL	FRAME MATERIAL	LIST PRICE PER 12" SECTION
T1352,3,4,6-FL-4	12 1/4" x 12" section	Cast iron body, DI grate	Cast iron	\$ 1770.00 /12"section
T1352,3,4,6-FL-4-3	12 1/4" x 12" section	Cast iron body, DI grate W/SS veneer	SS veneer	\$ 2773.00 /12"section

T1350-FL OPTIONAL VARIATIONS:					
SUFFIX	DESCRIPTION	LIST PRICE	SUFFIX	DESCRIPTION	LIST PRICE
-5	Sediment bucket (per outlet section)	\$ 508.00	-20	Dome bottom outlet strainer (per piece)	\$ 259.00
-6	Vandal proof grate (per grate) (H-1072B) (lockdown grate to body)	\$ 219.00	-95	Client logo (-3 SS veneer only)	\$ 814.00
-8	Backwater valve (per piece)(BV1254)	\$ 344.00	-C	Membrane clamp (per foot)	\$ 143.00
-11	All acid resistant epoxy coated (per 12" section)	\$ 693.00	P	Push on bottom outlet (2", 3" or 4")	No Add
-12	Galvanized grate	\$ 581.00	S	End outlet (No Hub only, 4")	\$ 345.00
-13	All galvanized (per 12" section)	\$ 646.00	T	Threaded bottom outlet (2", 3" or 4")	\$ 71.00
			X	Inside caulk bottom outlet (2" or 3")	No Add

ALL TRENCH DRAIN ORDERS REQUIRE A FACTORY DRAWING APPROVED BY THE CUSTOMER PRIOR TO PRODUCTION

TRENCH DRAINS

T1320-FL T1320-FL ORDER GUIDE

STEP 1: Determine the total length required. Once total length is known, divide by 20" (each cast iron body section with grate is 20" long) to determine the total number of cast iron body sections required. Specify the total number of T1320-FLC-PB body sections required.

STEP 2: Determine how many outlet and connection type are required. Are they bottom outlet, (most common) or end outlet? If bottom outlet, specify the total number of T1320T-FLC-PB body sections required. Reduce the total number of body sections required in STEP 1 by the total number of bottom outlet sections required.

Remember to add the A3-PG sealing gasket and appropriate A1 body for each bottom outlet required.

Remember to add one piece of the T1320-FLC-GASK for every body section and also for every end piece.

Remember to add one piece of the HS-17 hardware pack with everybody section required.

STEP 3: Specify the total number of end pieces required (Part No:T1320-FLC-PE).

STEP 4: Determine the type and number of grates required.

The number of grates required will equal the total number of body sections required.

ORDER EXAMPLE:

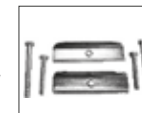
Twenty feet of T1324-FL-4-12SEC trench is required by the customer with one bottom outlet (4", no hub connection) and standard ductile iron grates.

Number of body sections required is twelve. One of these body sections will be the outlet body section.

PARTS REQUIRED:


T1320-FLC-PB (T1320-FL-GASK Incl.)	11 pieces
T1320T-FLC-PB (T1320-FL-GASK Incl.)	1 piece
A1-4NH-7	1 piece
A3-PG	1 piece
HS-17	13 pieces
T1320-FLC-PE	2 pieces
T1400-PG-4	12 pieces
T1400-PGL-STL	12 pieces

Enter the order into the system by part number and quantity for each.



T1400-PGL-STL

T1400-PG-4
(Standard grate)



T1320-FL-GASK
(Gasket)



T1324-FLC-PEO
No hub end outlet



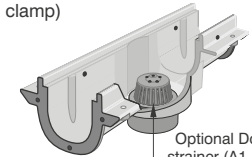
T1320-FLC-PE
(End cap)



A3-PG

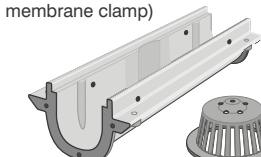


T1320T-FLC-PB
(Cast iron body with bottom outlet and anchor flange with membrane clamp)



Optional Dome strainer (A1-MB)

T1320-FLC-PB
(Cast iron body with no bottom outlet and anchor flange with membrane clamp)



HS-17

A1-MB Sediment bucket (Suffix -5)

TRENCH DRAINS

T1350-FL T1350-FL ORDER GUIDE

STEP 1: Determine the total length required. Once total length is known, divide by 12" (each cast iron body section with grate is 12" long) to determine the total number of cast iron body sections required. Specify the total number of T1350-FLC-PB body sections required.

STEP 2: Determine how many outlets and connection types are required. Are they bottom outlet, (most common) or end outlet? If bottom outlet, specify the total number of T1350T-FLC-PB body sections required. Reduce the total number of body sections required in STEP1 by the total number of bottom outlet sections required.

Remember to add the A3-PG sealing gasket and appropriate A1 body for each bottom outlet required.

Remember to add one piece of the T1350-FLC-GASK for every body section and also for every end piece.

Remember to add one piece of the HS-17 hardware pack with every body section required.

STEP 3: Specify the total number of end pieces required (Part No: T1350-FLC-PE).

STEP 4: Determine the type and number of grates required.

The number of grates required will equal the total number of body sections required.

ORDER EXAMPLE:

Ten feet of T1354-FL-4-10SEC trench is required by the customer with one bottom outlet (4", no hub connection) and standard ductile iron grates.

Number of body sections required is ten. One of these body sections will be the outlet body section.

PARTS REQUIRED:


T1350-FLC-PB (T1350-FL-GASK incl.)	9 pieces
T1350T-FLC-PB(T1350-FL-GASK incl.)	1 piece
A1-4NH-7	1 piece
A3-PG	1 piece
HS-17	11 pieces
T1350-FLC-PE	2 pieces
F1440-PG-4	10 pieces

Enter the order into the system by part number and quantity for each.

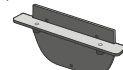


HS-17

F1440-PG-4
(Standard grate)



T1350-FLC-PE
(End cap)



A3-PG

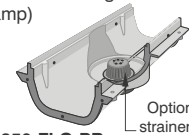
T1350-FL-GASK
(Gasket)



T1354-FLC-PEO
No hub end outlet

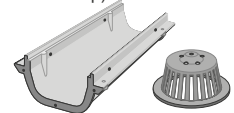


T1350T-FLC-PB
(Cast iron body with bottom outlet and anchor flange with membrane clamp)



Optional Dome strainer (A1-MB)

T1350-FLC-PB
(Cast iron body with no bottom outlet and anchor flange with membrane clamp)



A1-MB Sediment bucket (Suffix -5)

T1400 6" WIDE TRENCH DRAIN SYSTEM

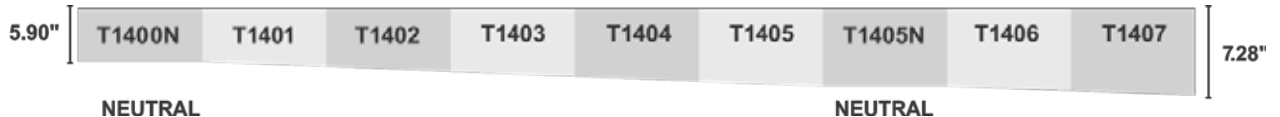
T1400

TRENCH DRAINS

Body Part Number	Body Sump Depth		Overall Body Depth				Weight (Less Grate)	
	E1 (Min.)	E2 (Max.)		GPM Gallons per Minute	LPS Litres per Second	CFS Cubic Feet per Second	Lbs.	Kg.
			Inches					
○ T1400N	5.90" (150)	5.90" (150)	9.84"	130	8.39	0.289	5.00	2.20
○ T1401	5.90" (150)	6.10" (155)	9.84"	130	8.39	0.289	5.00	2.20
○ T1402	6.10" (155)	6.29" (160)	9.84"	145	9.35	0.323	5.00	2.20
○ T1403	6.29" (160)	6.49" (165)	9.84"	160	10.32	0.356	5.00	2.20
○ T1404	6.49" (165)	6.69" (170)	9.84"	175	11.29	0.389	5.00	2.20
○ T1405	6.69" (170)	6.89" (175)	9.84"	190	12.26	0.423	5.00	2.20
○ T1405N	6.89" (175)	6.89" (175)	9.84"	190	12.26	0.423	5.00	2.20
○ T1406	6.89" (175)	7.08" (180)	9.84"	215	13.87	0.478	5.00	2.20
○ T1407	7.08" (180)	7.28" (185)	9.84"	230	14.84	0.512	5.00	2.20
○ T1408	7.28" (185)	7.48" (190)	9.84"	245	15.80	0.545	5.00	2.20
○ T1409	7.48" (190)	7.67" (195)	9.84"	260	16.77	0.579	5.00	2.20
○ T1410	7.67" (195)	7.87" (200)	9.84"	275	17.74	0.612	5.00	2.20
○ T1410N	7.87" (200)	7.87" (200)	9.84"	275	17.74	0.612	5.00	2.20
○ T1411	7.87" (200)	8.07" (205)	9.84"	290	18.71	0.645	5.00	2.20
○ T1412	8.07" (205)	8.26" (210)	9.84"	305	19.67	0.679	5.00	2.20
○ T1413	8.26" (210)	8.46" (215)	9.84"	320	20.64	0.712	5.00	2.20
○ T1414	8.46" (215)	8.66" (220)	9.84"	335	21.61	0.745	5.00	2.20
○ T1415	8.66" (220)	8.85" (225)	9.84"	350	22.58	0.788	5.00	2.20
○ T1415N	8.85" (225)	8.85" (225)	9.84"	365	23.54	0.812	5.00	2.20

- | SUFFIX | OPTIONAL VARIATIONS |
|-----------------------------------|---|
| <input type="checkbox"/> -4 | Ductile Iron Slotted Grate, Class E |
| <input type="checkbox"/> -4-3 | Extra heavy duty ductile iron slotted grate with stainless steel veneer, Class E (Standard) (must order together with steel frame with Stainless Steel veneer. Part # for assembly is T1400-PFO-TA-3 with open frame. |
| <input type="checkbox"/> -4-13 | Ductile Iron Slotted Grate, Galvanized, Class E |
| <input type="checkbox"/> -45 | 45 degree body section |
| <input type="checkbox"/> -90 | 90 degree body section |
| <input type="checkbox"/> -AWG | Aluminum Wire Grate, Class A |
| <input type="checkbox"/> -CDA | Stainless Steel, Circular Decorative Grate, Class A |
| <input type="checkbox"/> -CDB | Stainless Steel, Circular Decorative Grate, Class B |
| <input type="checkbox"/> -CDC | Steel, Circular Decorative Grate, Class C |
| <input type="checkbox"/> -CF | Cross Fabrication |
| <input type="checkbox"/> -DDA | Stainless Steel, Circular Decorative Grate, Class A |
| <input type="checkbox"/> -DDB | Stainless Steel, Circular Decorative Grate, Class B |
| <input type="checkbox"/> -DSG | Steel, Circular Decorative Grate, Class A |
| <input type="checkbox"/> -DWG | Steel, Decorative Wave Grate, Class A |
| <input type="checkbox"/> -FS | Stainless Steel, Fabricated Slotted Grate, Class A |
| <input type="checkbox"/> -FSB | Galvanized Steel, Reinforced Slotted Grate, Class B |
| <input type="checkbox"/> -FSGA | Galvanized Steel, Fabricated Slotted Grate, Class A |
| <input type="checkbox"/> -HD | Steel Frame and Ductile Iron Grate, Class F |
| <input type="checkbox"/> -HD-3 | Stainless Steel Frame Assembly |
| <input type="checkbox"/> -HD-13 | Galvanized Steel Frame and Ductile Iron Grate, Class F |
| <input type="checkbox"/> -HP-4 | Ductile Iron, Heel Proof Longitudinal Slotted Grate, Class E |
| <input type="checkbox"/> -HP-4-13 | Ductile Iron, Galvanized Heel Proof Longitudinal Slotted Grate, Class E |
| <input type="checkbox"/> -HPP | Polypropylene, Heel Proof Slotted Grate, Class A (Standard) |
| <input type="checkbox"/> -HPSS | Stainless Steel, Heel Proof Slotted Grate, Class A |
| <input type="checkbox"/> -LG-4 | Ductile Iron, Longitudinal Slotted Grate, Class E |
| <input type="checkbox"/> -LG-4-13 | Galvanized Ductile Iron, Longitudinal Slotted Grate, Class E |
| <input type="checkbox"/> -LGHP | Steel, Heel Proof Slotted Grate, Class B |
| <input type="checkbox"/> -PB02 | 2" No Hub Bottom Outlet |

- | SUFFIX | OPTIONAL VARIATIONS |
|--------------------------------------|--|
| <input type="checkbox"/> -PB03 | 3" No Hub Bottom Outlet |
| <input type="checkbox"/> -PB04 | 4" No Hub Bottom Outlet |
| <input type="checkbox"/> -PBDS | Bottom Dome Strainer |
| <input type="checkbox"/> -PBRD | Support Board |
| <input type="checkbox"/> -PEC | Closed End Cap |
| <input type="checkbox"/> -PEFC | Top Finishing Cap (always included with the T1400-PEC-30 Closed End Cap) |
| <input type="checkbox"/> -PE02 | 2" No Hub End Outlet |
| <input type="checkbox"/> -PE03 | 3" No Hub End Outlet |
| <input type="checkbox"/> -PE04 | 4" No Hub End Outlet |
| <input type="checkbox"/> -PGG | Galvanized Steel, Fabricated Perforated Grate, Class A |
| <input type="checkbox"/> -PGLVP | 2" Long Vandal Resistant Grate Hardware |
| <input type="checkbox"/> -PGV-4-3 | Steel Frame and Ductile Iron Grate w/ Stainless Steel Veneer, Class F |
| <input type="checkbox"/> -PGV-LG-4-3 | Steel Frame and Longitudinal Ductile Iron Grate w/ Stainless Steel Veneer, Class F |
| <input type="checkbox"/> -PHPP | Polypropylene, Heel Proof, Perforated Grate, Class C |
| <input type="checkbox"/> -PS | Stainless Steel, Fabricated Perforated Grate, Class A |
| <input type="checkbox"/> -RFS | Stainless Steel, Reinforced Slotted Grate, Class B |
| <input type="checkbox"/> -RG | Galvanized Steel, Reinforced Perforated Grate, Class B |
| <input type="checkbox"/> -RPS | Stainless Steel, Reinforced Perforated Grate, Class B |
| <input type="checkbox"/> -SBG | Stainless Steel, Slotted Bar Grate, Class E |
| <input type="checkbox"/> -SBGGS | Galvanized Steel, Slotted Bar Grate, Class C |
| <input type="checkbox"/> -SBGST | Steel, Slotted Bar Grate, Class C |
| <input type="checkbox"/> -SC | Solid Steel Cover, Class |
| <input type="checkbox"/> -SDG | Decorative Steel Grate, Class B |
| <input type="checkbox"/> -SOF | Side Outlet Fabrication |
| <input type="checkbox"/> -SSDA | Stainless Steel, Decorative Grate, Class A |
| <input type="checkbox"/> -SSDB | Stainless Steel, Decorative Grate, Class B |
| <input type="checkbox"/> -SSWG | Stainless Steel Wire Grate, Class A |
| <input type="checkbox"/> -SVF | Stainless Steel Top Veneer Frame |
| <input type="checkbox"/> -TEE | Polypropylene Tee |



6" Wide Grates for T1400 Trench Drain Systems and T1400-CB620 Catch Basins


Grate Part Number	Suffix	Description	Material	Weight (lbs./ft.)	Length	Free Area (sq. in. per ft.)	Slot Width / Hole Size	ADA	Load Ratings			
									DIN	ANSI	H-20	FAA
T1400-PG-AWG	-AWG	Aluminum wire grate	Aluminum	0.70	40"	37.50	0.250"	Yes	A	Light Duty	No	No
T1400-PG-CDA	-CDA	Circular Decorative	Stainless Steel	1.70	40"	17.60	0.250"	No	A	Light Duty	No	No
T1400-PG-DDA	-DDA	Diagonal Decorative	Stainless Steel	1.70	40"	17.90	0.250"	Yes	A	Light Duty	No	No
T1400-PG-SSDA	-SSDA	Decorative	Stainless Steel	1.70	40"	16.90	0.250"	No	A	Light Duty	No	No
T1400-PG-DSG	-DSG	Diagonal Decorative	Steel	5.00	40"	17.90	0.250"	Yes	A	Light Duty	No	No
T1400-PG-DWG	-DWG	Decorative Wave	Steel	5.00	40"	36.90	0.900"	No	A	Light Duty	No	No
T1400-PG-FSGA	-FSGA	Fabricated Slotted	Galvanized Steel	1.70	40"	12.00	0.375"	No	A	Light Duty	No	No
T1400-PG-FS	-FS	Fabricated Slotted	Stainless Steel	1.70	40"	12.00	0.375"	No	A	Light Duty	No	No
T1400-PG-HPSS	-HPSS	Heel Proof Slotted	Stainless Steel	7.10	40"	17.00	0.250"	Yes	A	Light Duty	No	No
T1400-PG-HPP	-HPP	Heel Proof Slotted	Polypropylene	0.90	20"	14.50	0.250"	Yes	A	Light Duty	No	No
T1400-PG-PGG	-PGG	Fabricated Perforated	Galvanized Steel	1.60	40"	5.30	0.250" Dia.	Yes	A	Light Duty	No	No
T1400-PG-PHPP	-PHPP	Heel Proof Perforated	Polypropylene	0.90	20"	14.50	0.250" Dia.	Yes	A	Light Duty	No	No
T1400-PG-PS	-PS	Fabricated Perforated	Stainless Steel	1.80	40"	5.30	0.250" Dia.	Yes	A	Light Duty	No	No



T1400-PG-CDA



T1400-PG-DDA / DSG



T1400-PG-DWG



T1400-PG-FSGA / FS



T1400-PG-SSDA



T1400-PG-HPSS



T1400-PGG / PS



T1400-PG-AWG



T1400-PG-HPP



T1400-PG-PHPP

TRENCH DRAINS

See current TD Trench Drain Price Book for List Prices and discount structure of T1400 Series of TRENCH DRAIN PRODUCTS



6" Wide Grates for T1400 Trench Drain Systems and T1400-CB620 Catch Basins

Grate Part Number	Suffix	Description	Material	Weight (lbs./ft.)	Length	Free Area (sq. in. per ft.)	Slot Width / Hole Size	ADA	Load Ratings			
									DIN	ANSI	H-20	FAA
T1400-PG-SSWG	-SSWG	Stainless Steel wire grate	Stainless Steel	2.50	40'	37.50	0.250"	Yes	A	Light Duty	No	No
T1400-PG-SDG	-SDG	Decorative	Steel	5.00	40'	16.90	0.250"	No	B	Medium Duty	No	No
T1400-PG-LGHP	-LGHP	Heel Proof Longitudinal	Steel	5.00	40'	17.00	0.250"	Yes	B	Medium Duty	No	No
T1400-PG-FSB	-FSB	Reinforced Slotted	Galvanized Steel	4.60	40'	6.00	0.500"	Yes	B	Medium Duty	No	No
T1400-PG-CDB	-CDB	Circular Decorative	Stainless Steel	7.20	40'	17.60	0.250"	No	B	Medium Duty	No	No
T1400-PG-DDB	-DDB	Diagonal Decorative	Stainless Steel	6.30	40'	17.90	0.250"	Yes	B	Medium Duty	No	No
T1400-PG-SSDB	-SSDB	Decorative	Stainless Steel	5.60	40'	16.90	0.250"	No	B	Medium Duty	No	No
T1400-PG-RFS	-RFS	Reinforced Slotted	Stainless Steel	4.00	40'	12.00	0.375"	No	B	Medium Duty	No	No
T1400-PG-RG	-RG	Reinforced Perforated	Galvanized Steel	4.00	40'	5.30	0.250" Dia.	Yes	B	Medium Duty	No	No
T1400-PG-RPS	-RPS	Reinforced Perforated	Stainless Steel	3.80	40'	5.30	0.250" Dia.	Yes	B	Medium Duty	No	No
T1400-PG-SBGG	-SBGG	Slotted Bar Grate	Galvanized Steel	4.50	40'	23.90	0.360"	No	C	Heavy Duty	Yes	No
T1400-PG-SBGST	-SBGST	Slotted Bar Grate	Steel	4.50	40'	23.90	0.360"	No	C	Heavy Duty	Yes	No
T1400-PG-CDC	-CDC	Circular Decorative	Steel	4.75	40'	17.60	0.250"	No	C	Heavy Duty	No	No

TRENCH DRAINS



T1400-PG-LGHP



T1400-PG-CDB / CDC



T1400-PG-SDG / SSDB



T1400-PG-DDB



T1400-PG-RG / RPS



T1400-PG-FSB / RFS



T1400-PG-SSWG / SBGG / SBGST

6" Wide Grates for T1400 Trench Drain Systems and T1400-CB620 Catch Basins

Grate Part Number	Suffix	Description	Material	Weight (lbs./ft.)	Length	Free Area (sq. in. per ft.)	Slot Width / Hole Size	ADA	Load Ratings			
									DIN	ANSI	H-20	FAA
T1400-PG-SC	-SC	Solid Cover	Steel	7.50	40"	N/A	N/A	Yes	E	Special Duty	Yes	Yes
T1400-PG-4	-4	Slotted	Ductile Iron	6.40	20"	27.80	0.500"	No	E	Special Duty	Yes	Yes
T1400-PG-HP-4	-HP-4	Longitudinal Slotted	Ductile Iron	6.40	20"	16.50	0.250"	Yes	E	Special Duty	Yes	Yes
T1400-PG-HP-4-13	-HP-4-13	Longitudinal Slotted	Galvanized Ductile Iron	6.40	20"	16.50	0.250"	Yes	E	Special Duty	Yes	Yes
T1400-PG-LG-4	-LG-4	Longitudinal Slotted	Ductile Iron	6.40	20"	27.80	0.500"	No	E	Special Duty	Yes	Yes
T1400-PG-LG-4-13	-LG-4-13	Longitudinal Slotted	Galvanized Ductile Iron	6.40	20"	27.80	0.500"	No	E	Special Duty	Yes	Yes
T1400-PG-4-13	-4-13	Slotted	Galvanized Ductile Iron	6.40	20"	27.80	0.500"	No	E	Special Duty	Yes	Yes
T1400-PG-SBG	-SBG	Slotted Bar Grate	Stainless Steel	9.40	40"	27.70	0.500"	No	E	Special Duty	Yes	Yes
T1400-PFO and T1400-PG-4	-HD	Steel Frame and Ductile Iron Grate	Steel / Ductile Iron	12.00	20"	27.80	0.500"	No	F	Special Duty	Yes	Yes
T1400-PFO-13 and T1400-PG-4-13	-HD-13	Galvanized Steel Frame and Ductile Iron Grate	Galv. Steel / Ductile Iron	12.00	20"	27.80	0.500"	No	F	Special Duty	Yes	Yes
T1400-PGV-4-3	-PGV-4-3	Steel Frame and Ductile Iron Grate with Stainless Steel veneer	Steel / Ductile Iron with S.S. veneer	12.00	20"	27.80	0.500"	No	F	Special Duty	Yes	Yes
T1400-PGV-LG-4-3	-PGV-LG-4-3	Steel Frame and Longitudinal Ductile Iron Grate with Stainless Steel veneer	Steel / Ductile Iron with S.S. veneer	12.00	20"	27.80	0.500"	No	F	Special Duty	Yes	Yes

TRENCH DRAINS



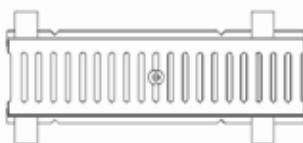
T1400-PG-4 / -4-13



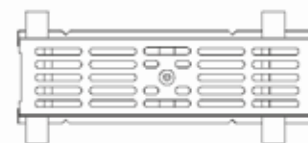
T1400-PG-HP-4 (-4-13)



T1400-PG-LG-4 / -LG-4-13



T1400-PFO and -PG-4 (PFO-13 and -4-13) (PGV-4-3)



T1400-PGV-LG-4-3



T1400-PG-SC



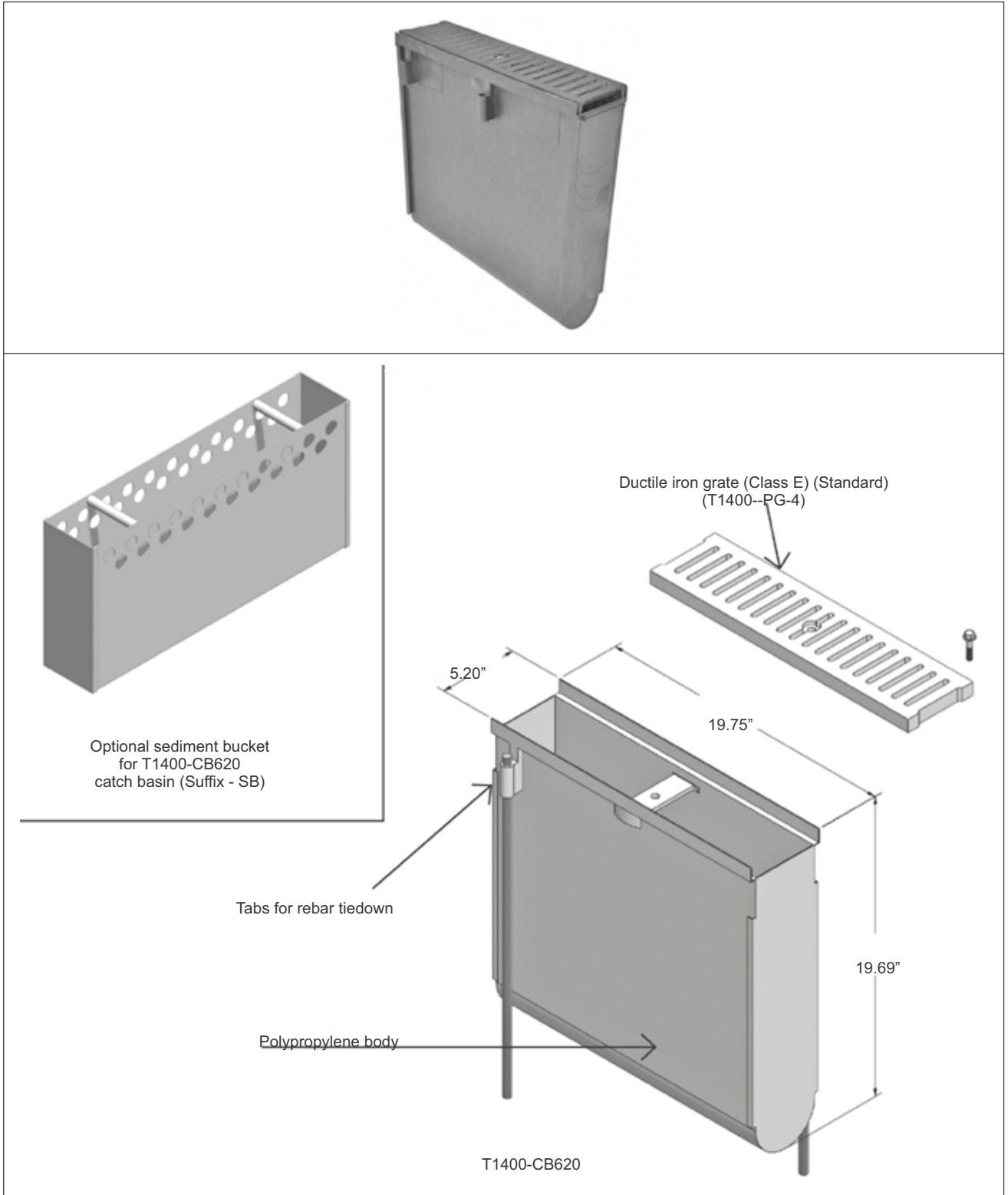
T1400-PG-SBG

A variety of different colors are available with MIFAB's polypropylene grates. Contact MIFAB®. Custom grate patterns and logos in steel and stainless steel are available upon request. Contact MIFAB®.

T1400-CB620 6" x 20" CATCH BASIN

T1400-CB620

TRENCH DRAINS



T1400 product List Prices and Discount Structure are found in the current TD Trench Drain Price Book.

10.24"	T2001N	T2001	T2002	T2003	T2004N	T2004	T2005	T2006	11.3/8"
	NEUTRAL				NEUTRAL				

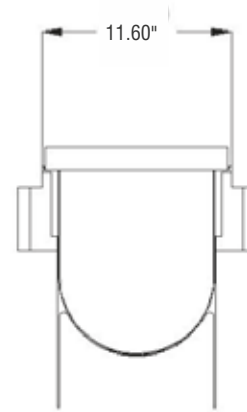
T2000 12" WIDE POLYPROPYLENE TRENCH DRAIN SYSTEM

T2000

Specification: MIFAB Series T2000 wide pre-sloped trench drain system. Polypropylene drain body with integral top frame and 0.5% per section bottom slope, anchor flange with slotted tabs every 15.5" for rebar tie down and leveling, grate lockdown assembly, body support system, interlocking ends and radiused bottom. Standard with ANSI rated "Extra Heavy Duty" lacquered ductile iron grates and a galvanized steel frame with a safe live load of over 10,000 lbs. (Load Class C)

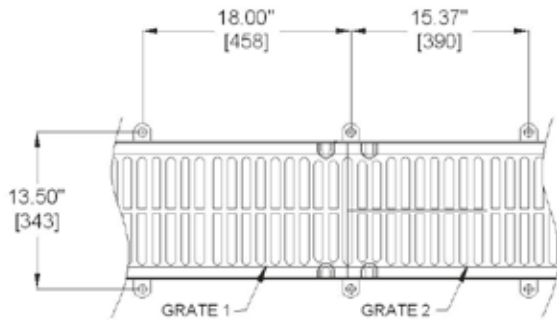
Function: Used in airports, car washes, malls and plazas, golf courses, factories and any other facilities that require large areas of surface drainage. Chemical resistant polypropylene material provides for long life.

BODY PART NUMBER	OVERALL DEPTH		MAX. FLOW RATE (GPM)
	E1 (MIN)	E2 (MAX)	
T2001N	10.24"	10.24"	278
T2001	10.24"	10.43"	278
T2002	10.43"	10.62"	387
T2003	10.62"	10.81"	500
T2004N	10.81"	10.81"	500
T2004	10.81"	11.00"	616
T2005	11.00"	11.19"	734
T2006	11.19"	11.38"	855
T2007	11.38"	11.57"	975
T2008N	11.57"	11.57"	975
T2008	11.57"	11.76"	1222
T2009	11.76"	11.95"	1345
T2010	11.95"	12.14"	1470
T2011	12.14"	12.33"	1595
T2012N	12.33"	12.33"	1595
T2012	12.33"	12.52"	1720

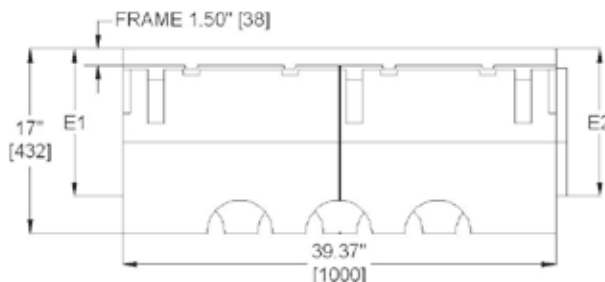


CROSS SECTION VIEW

PLAN VIEW



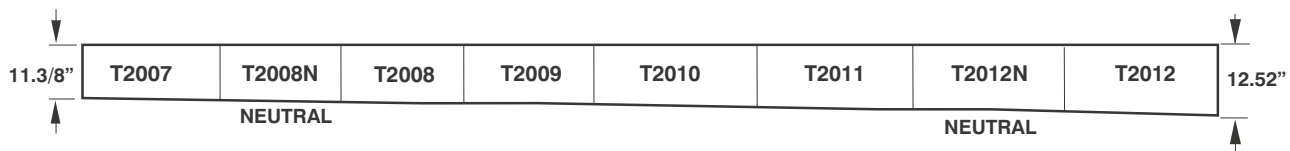
SIDE VIEW



SUFFIX	DESCRIPTION
-PBDS	Bottom dome strainer
-PB04	4" no hub bottom outlet
-PB06	6" no hub bottom outlet
-PB08	8" no hub bottom outlet
-PEC	Closed end cap
-PE04	4" no hub end outlet
-PE06	6" no hub end outlet
-PE08	8" no hub end outlet
-FS	Fabricated stainless steel (Type 304) slotted grate (Load Class A)
-PGC-4-13	Galvanized "Extra Heavy Duty" ductile iron grate (Load Class C)
-PGLVP	Vandal resistant grate lockdown assembly
-PC	Fabricated 10 gauge steel solid cover, A.R.E. Coated (Load Class B)
-PCSS	Fabricated 10 gauge stainless steel (Type 304) solid cover (Load Class B)
-PF-3	Type 304 stainless steel top veneer frame
-PF-13	Galvanized steel frame assembly (Standard)
-PGG	Perforated galvanized steel light duty grate (Load Class A)
-PGC-4	"Extra Heavy Duty" ductile iron grate (Standard) (Load Class C)
-PGC-4-11	A.R.E. Coated "Extra Heavy Duty" ductile iron grate
-PGF	Slotted, galvanized steel "Light Duty" grate (Load Class A)
-PGF-4	"Special Duty" ductile iron slotted grate (Airport application) (Load Class F)
-PGF-4-11	A.R.E. Coated "Special Duty" ductile iron slotted grate (Airport application) (Load Class F)
-PGF-4-13	Galvanized "Special Duty" ductile iron slotted grate (Airport application) (Load Class F)
-PS	Perforated stainless steel (Type 304) light duty grate, ADA Compliant, (Load Class A)
-FIB	Square, slotted fiberglass grate (Load class A)
-RFS	Reinforced stainless steel (Type 304) slotted grate (Load Class B)
-RG	Reinforced galvanized steel perforated grate, ADA Compliant, (Load Class B)
-RGS	Reinforced slotted galvanized steel grate (Load Class B)
-RPS	Reinforced stainless steel (Type 304) perforated grate (Load Class B)
-SGB	Stainless steel (Type 304) bar grate (Load Class C)

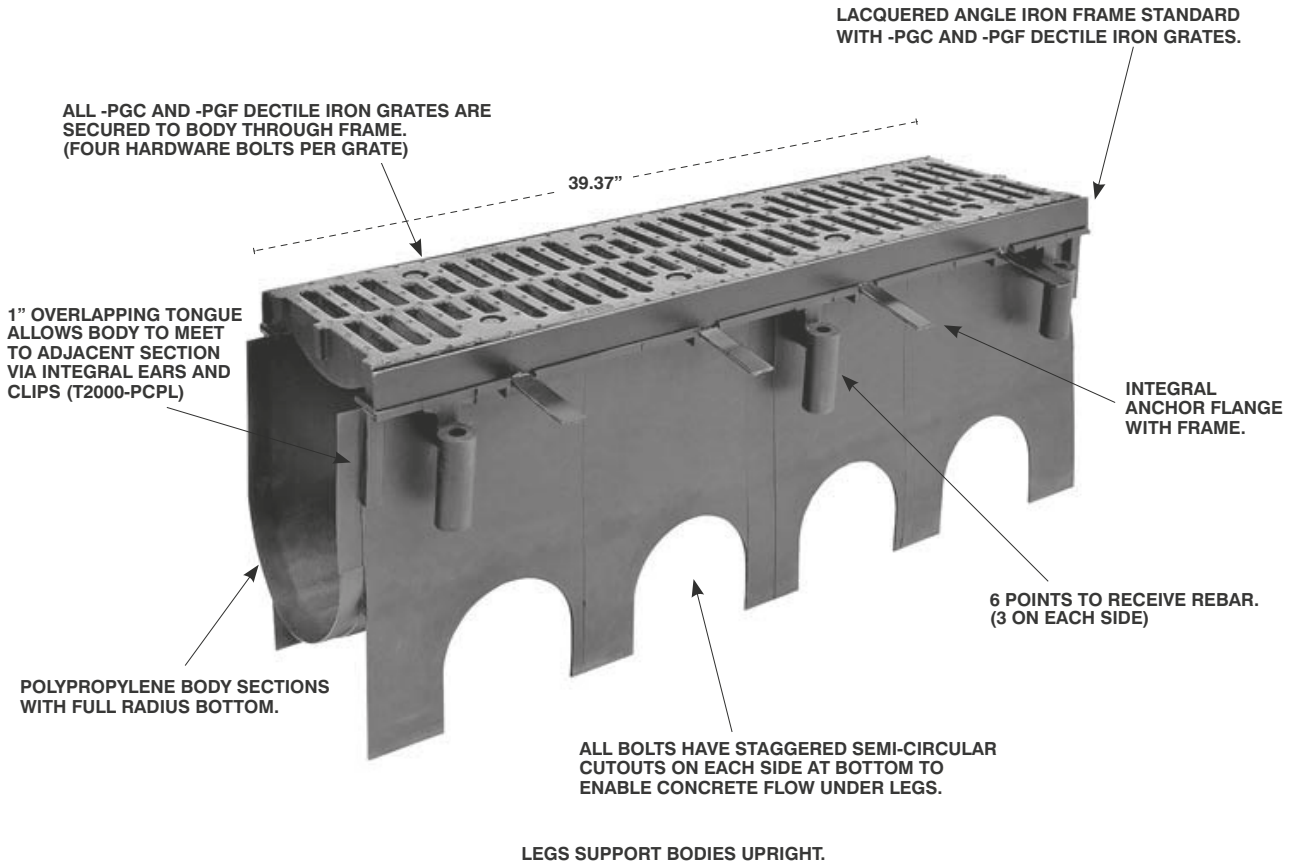
TRENCH DRAINS

See current TD Trench Drain Price Book for List Prices and discount structure of T1400 Series of TRENCH DRAIN PRODUCTS.



12" WIDE POLYPROPYLENE TRENCH DRAIN SYSTEM

MIFAB's 12" wide polypropylene trench drain bodies are 1 metre long (39.37") and are standard with a uniform exterior and 0.5% sloped or neutral (depending on the section number) interior with a full radius bottom for efficient liquid drainage. Drainage options include bottom outlet, end outlet or catch basin. Bottom and end outlet fittings in PVC material are available in 4", 6" or 8" (8" available in fabricated steel) diameter. They are also available in the same diameter in polypropylene material where chemical resistance is required. The end fittings fit all bodies and can be field trimmed to the required height.




TRENCH DRAINS



MEASURING END CAP:
Insert starting cap on most up-stream channel. Mark to top of frame and adjust down 1/4" for outline. (allows for 1/4" height of finish cap)



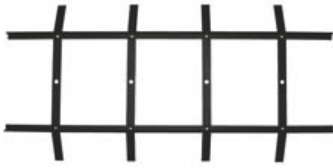
STARTING END CAP ASSEMBLY:
Cut SC and apply appropriate sealant on groove area. Use spacer clip to clip starting end cap to channel.




OUTLET END CAP ASSEMBLY:
Fix to downstream channel tongue. Mark to top of frame and adjust down 1/4" for outline. (allows 1/4" height of finish cap) Cut and apply appropriate sealant to tongue area and assemble to channel with T2000-CLIP.

See current TD Trench Drain Price Book for List Prices and discount structure of T2000 Series of TRENCH DRAIN PRODUCTS.


GRATES AND FRAMES



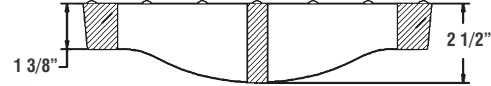
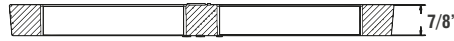
T2000-PF



T2000-PGC-4



T2000-PGF-4



MODEL NO.	DESCRIPTION	LENGTH (M)	LOAD RATING ASME/ANSI	DIN	FREE AREA/METER SQ. IN./FT.	WEIGHT LBS.
T2000-PF	1" Angle Iron frame assembly (included with channel)	1 m				8 lbs.
T2000-PGC-4	Standard Ductile Iron Grate 1/2 metre (Load Class C)	1/2 m	Heavy Duty	C	57.50	55 lbs.
T2000-PGF-4	Heavy Duty Ductile Iron Grate 1/2 metre (Load Class F)	1/2 m	Special Duty	F	57.00	60 lbs.

ACCESSORIES

ENDCAPS

MODEL NO.	DESCRIPTION
T2000-PEC	Starting End Cap Polypropylene
T2000-PEC-30	Starting End Cap PVC (shows finish cap assembly)

T2000-PEC-30



TRENCH DRAINS

ACCESSORIES

OUTLETS

MODEL NO.	DESCRIPTION
T2000-PEO8-NH	8" outlet end cap - Fabricated steel
T2000-PEO6	6" outlet end cap PP
T2000-PEO6-30	6" outlet end cap PVC
T2000-PEO4	4" outlet end cap PP
T2000-PEO4-30	4" outlet end cap PVC
T2000-PBO8-NH	8" bottom outlet pipe - Fabricated steel
T2000-PBO6	6" bottom outlet pipe PP
T2000-PBO6-30	6" bottom outlet pipe PVC
T2000-PBO4	4" bottom outlet pipe PP
T2000-PBO4-30	4" bottom outlet pipe PVC
T2000-PFC	Finish cap PVC
T2000-PFC-30	Finish cap PVC (assembled on cap)



T2000-PBO4

T2000-PBO6



T2000-PEO4-30


ACCESSORIES

CLIPS


T2000-CLIP MUST BE ORDERED SEPARATELY

MODEL NO.	DESCRIPTION
T2000-CLIP	Quick click spacer. PP
T2000-CLIP	Must be ordered separately

T2000-CLIP




See current TD Trench Drain Price Book for List Prices and discount structure of T2000 Series of TRENCH DRAIN PRODUCTS.



BOTTOM OUTLET POP (BO) ASSEMBLY:

Position bottom outlet on appropriate channel. Mark position and cut hole with 4" or 6" hole saw. Screw through channel skirt into boss area on bottom outlet to square prior to pour.



ASSEMBLE CHANNEL:

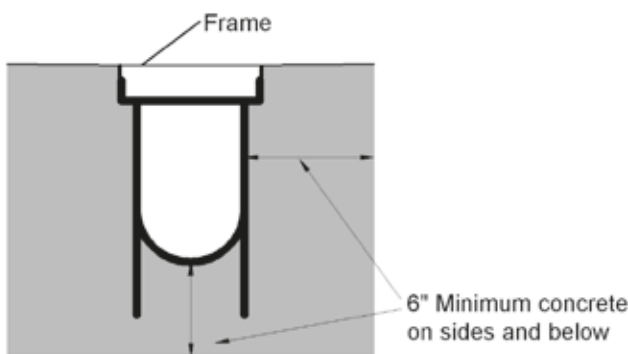
Layout with channel number visible upon completion of end cap assembly, begin assembling channels in sequential order. Apply appropriate sealant on tongue areas and clip channels together with quick clips. Once completed, move system into trench and stake with number 5 rebar or 3/8" all thread and level.

TRENCH DRAINS

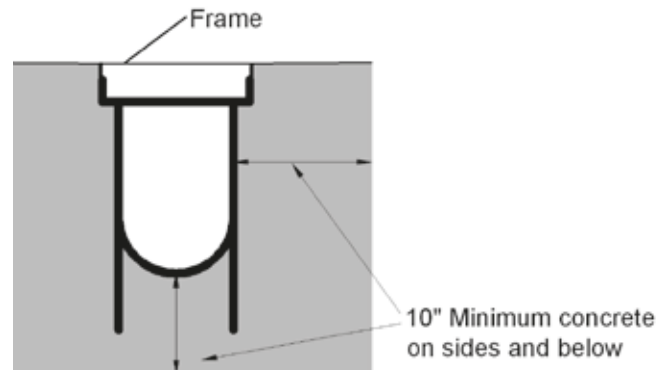
ASSEMBLY NOTE: Layout trench drain run in sequential order. Identify starting upstream and ending downstream channels and assemble starting end cap(s) and outlet end cap(s).

RECOMMENDED CONCRETE PLAN

GENERAL NOTES ON INSTALLATION: General installation requires frames to be in place and assembled in channels before/during cement pour. Defer to project engineer for any special requirements for channel installation. Diagram is for general purpose installations only.



STANDARD DUTY GRATES



HEAVY DUTY GRATES

MIFAB®

SANITARY FLOOR AREA AND INDIRECT WASTE DRAINS

TOP

Available in round or square in a variety of sizes and materials, each of which allows maximum flow, sanitation and serviceability. See individual series for proper selection.

GRATE

Furnished A.R.E.-coated cast iron, stainless steel or nickel bronze. Each is ultimately designed for smooth flow into the drain body. Regularly furnished with a full grate, also available are half grate and three-quarter grates. (See page 98 bottom right corner for MIFAB's unique 3 in 1 nickel bronze and stainless steel floor sink design).

MEMBRANE CLAMP

Provided for applications in finished floors which incorporate a waterproofing membrane. Used to secure the membrane to the drain body, the flashing clamp provides a watertight seal at the drain.



BODY

Cast iron with A.R.E. coating inside giving a smooth finish which allows for easy drainage as well as increased sanitation. Easily cleaned because of the smooth finish, the drains are highly functional as well as aesthetically pleasing.

WEEPHOLES

Provided when the body is specified with a flange. Weepholes allow for the drainage of entrapped water which seeps down the outside of the body.

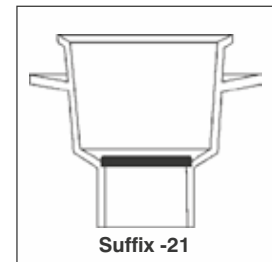

DOMESTRAINER

Minimizes splashing as well as preventing debris from entering the drainage lines. The dome also allows for maximum water flow.

FLOOR SINKS

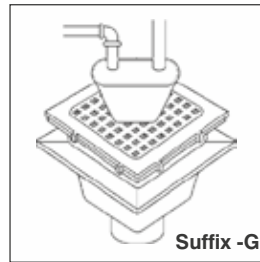
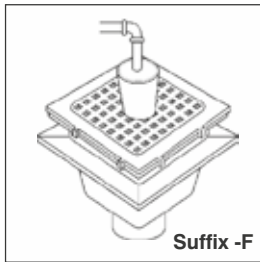
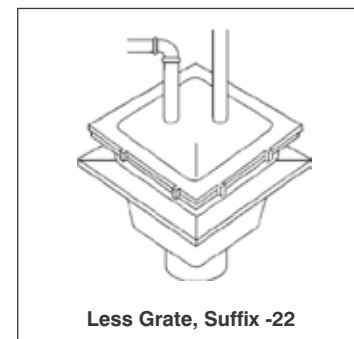
MIFAB Sanitary Floor Area and Indirect Waste Drain Selection Guide

Sanitary floor sinks are used to receive surface drainage in areas where sanitation is a priority, such as institutional kitchens and hospitals and to drain indirect waste from various sinks, lavatories, condensate drains and other equipment. In order to specify the correct drain, the specifier must be aware of the floor sink's location and the type of equipment in the area to be served. While the round top will be compatible with most floors, a square top design is available for floor coverings with a square or straight -line pattern. Top sizes are 8" inches for normal usage and 12 inches for larger flow or where a greater free area is required. Stainless steel rims and grates are an excellent choice for traffic areas because of their corrosion-resistant qualities. Drop-in A.R.E. coated cast iron grates are available for non-traffic areas.



GRATES AND COVERS

MIFAB sanitary floor sinks are regularly furnished with white A.R.E. coated cast iron grates. For high use areas it is advisable to consider the use of a Nickel Bronze or Stainless Steel frame and grate.



Specify suffix -1 for Nickel Bronze or -3 for Stainless Steel. Note that the -1 and / or -3 frame must be installed on top of the floor sink body before installation because the frame is mounted on top of the floor sink body and cannot be installed on top of the body after the body is installed flush to the floor.

A grate is not required for floor sinks installed in non traffic areas where indirect waste applications are usually applied. Specify suffix -22 for Less Grate. In areas such as frozen food cases or vegetable or meat cases; part of the floor sink may be covered and part left open to receive waste. Specify suffix -150 for half grate or suffix -175 for three-quarter grate.

MIFAB's patented (U.S. patent # 9,458,616) -1 and -3 floor sink frame and grate design is always shipped as a full grate. The installer has the option to remove either one quarter of the grate (to achieve a three quarter grate) or two quarters of the grate (to achieve a half grate). This provides maximum flexibility and choice during the installation process.



FUNNELS

Funnels are used to prevent splashing of wastewater while the remaining free area receives surface drainage. A four inch round funnel is used for single drain lines. A six inch round funnel and nine inch oval funnel are used for multiple drain line discharge points. **Specify suffix -F4 for 4" round funnel. Specify suffix -F6 for 6" round funnel. Specify suffix -G for 9" oval funnel.**

BUCKETS

Sediment buckets are used when debris such as peelings, vegetable cuttings, bones, pits and other solid waste kitchen material is to be intercepted and retained. **Specify suffix -5.**

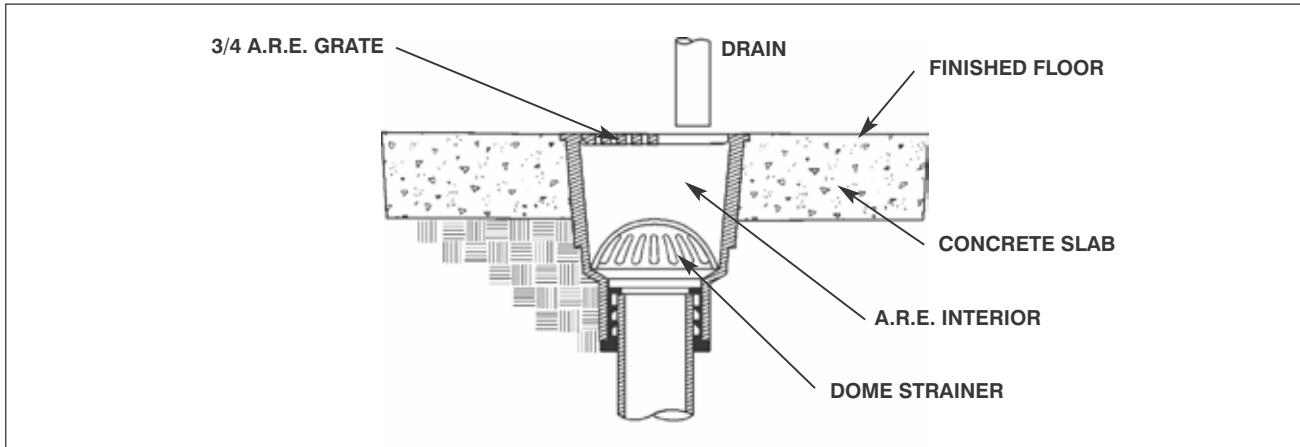
DOMES AND INSIDE STRAINER

The regularly furnished dome not only minimizes splashing; it also prevents debris from entering drain lines. The dome also allows maximum water flow. If added protection is needed for the drain, an inside strainer can be specified along with a sediment bucket. **Specify suffix -21.**

MIFAB Typical Floor Area and Indirect Waste Drain Installations

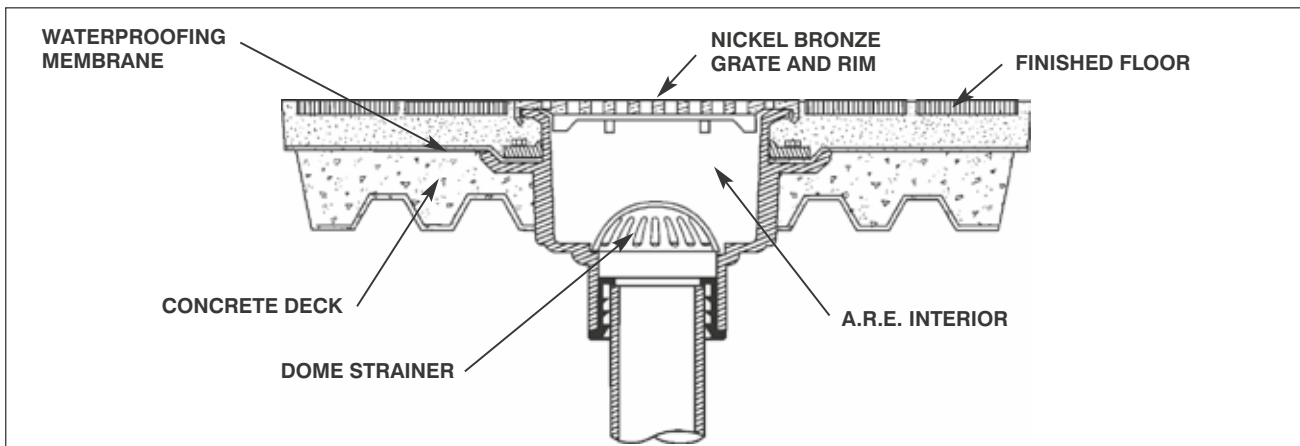
FS1520-175

Sanitary Floor Sink with three quarter grate and dome strainer. Illustrated as installed in finished concrete floor slab on grade.



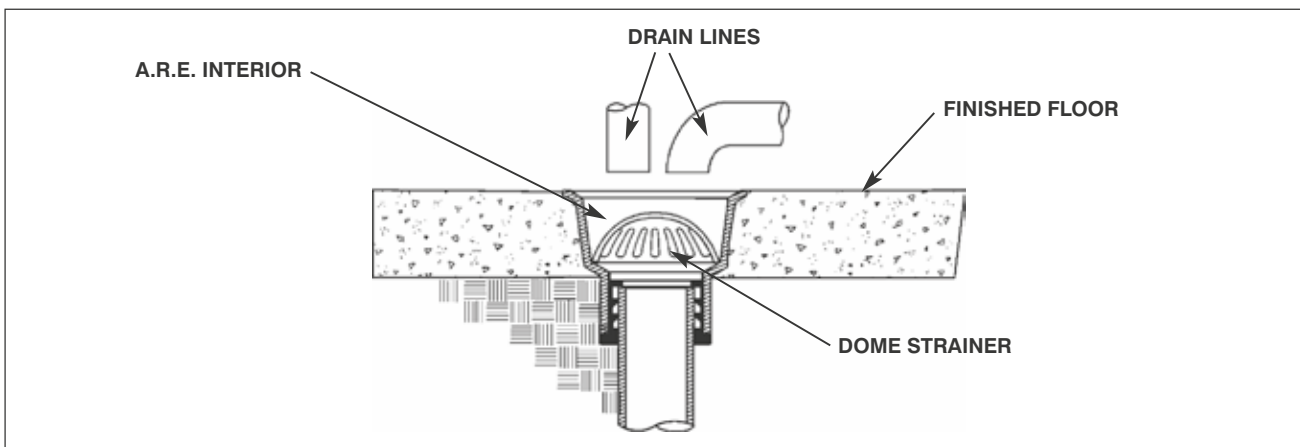
FS1730-FL-C-1

Sanitary Floor Sink with nickel bronze rim and grate, integral flange and dome strainer. Illustrated as installed flush with floor in concrete deck.



FS1750-22

Sanitary Floor Sink less grate with dome strainer. Illustrated as installed in finished concrete floor slab on grade.



MIFAB Transition Floor Sink Information

MIFAB offers our Floor Sink bodies with transition outlet connections. Transition outlet floor sink bodies allow the installer to use any A1 body in order to attain the outlet connection size and type required (limited only to the outlet size and type of the A1 bodies).

A gasket (part # A3-PG) is installed between the transition floor sink body and the top of the A1 body in order to attain a watertight seal. The A1 body is screwed tightly onto the 4" NPSM male threaded transition connection of the floor sink body. The A1 body has the -7 trap seal primer connection as standard. The height of the transition bodies are increased slightly because of the A1 body. See table below:

How to order in parts: Transition bodies are identified within the MIFAB Kwik Order system by a T after the connection size. For example: FS1720T-PB (is the transition floor sink body only). A3-PG is the gasket required and the A1 body to stock in components.

How to order an assembled transition floor sink:

Select the required floor sink body size and type and then the applicable connection size and type.

For example: FS1723TBP-FL-150 indicates a 3" push on outlet connection, with anchor flange and half grate.

TOTAL HEIGHT OF TRANSITION BODY (after A1 body is assembled to underside of it with gasket)						
MODEL NUMBER	THREADED (T)	INSIDE CAULK (X)	PVC / ABS (-30, -31)	NO HUB	PUSH ON (P)	
FS1520T-PB						
2"	8 1/2"	10"	9 1/4"	9 1/4"	9 5/8"	
3"	8 7/8"	10"	9 1/4"	9 1/4"	9 5/8"	
4"	8 7/8"	10"	9 1/4"	9 1/4"	9 5/8"	
FS1530T-PB						
2"	6 1/2"	8"	7 1/4"	6 1/2"	6 7/8"	
3"	6 7/8"	8"	7 1/4"	6 1/2"	6 7/8"	
4"	6 7/8"	8"	7 1/4"	6 1/2"	6 7/8"	
FS1720T-PB						
2"	8 1/2"	10"	9 1/4"	8 1/2"	8 7/8"	
3"	8 7/8"	10"	9 1/4"	8 1/2"	8 7/8"	
4"	8 7/8"	10"	9 1/4"	8 1/2"	8 7/8"	
FS1730T-PB						
2"	10 1/2"	12"	11 1/4"	10 1/2"	10 7/8"	
3"	10 7/8"	12"	11 1/4"	10 1/2"	10 7/8"	
4"	10 7/8"	12"	11 1/4"	10 1/2"	10 7/8"	
FS1740T-PB						
2"	12 1/2"	14"	13 1/4"	12 1/2"	12 7/8"	
3"	12 7/8"	14"	13 1/4"	12 1/2"	12 7/8"	
4"	12 7/8"	14"	13 1/4"	12 1/2"	12 7/8"	
FS1750T-PB						
2"	8 1/2"	10"	9 1/4"	8 1/2"	8 7/8"	
3"	8 7/8"	10"	9 1/4"	8 1/2"	8 7/8"	
4"	8 7/8"	10"	9 1/4"	8 1/2"	8 7/8"	
FS1760T-PB						
2"	10 1/2"	12"	11 1/4"	10 1/2"	10 7/8"	
3"	10 7/8"	12"	11 1/4"	10 1/2"	10 7/8"	
4"	10 7/8"	12"	11 1/4"	10 1/2"	10 7/8"	
FS1920T-FL-PB						
2"	8 1/8"	8 5/8"	9 5/8"	8 5/8"	9 1/8"	
3"	8 1/2"	8 5/8"	9 5/8"	8 5/8"	9 1/8"	
4"	8 1/2"	8 5/8"	9 5/8"	8 5/8"	9 1/8"	
FS1930T-FL-PB						
2"	10 1/8"	10 5/8"	11 5/8"	10 5/8"	11 1/8"	
3"	10 1/2"	10 5/8"	11 5/8"	10 5/8"	11 1/8"	
4"	10 1/2"	10 5/8"	11 5/8"	10 5/8"	11 1/8"	
FS1940T-FL-PB						
2"	12 1/8"	12 5/8"	13 5/8"	12 5/8"	13 1/8"	
3"	12 1/2"	12 5/8"	13 5/8"	12 5/8"	13 1/8"	
4"	12 1/2"	12 5/8"	13 5/8"	12 5/8"	13 1/8"	

FLOOR SINKS



FS1520 8" x 8" x 6" DEEP FLOOR SINK

FS1520

FS1520 PARTS

FS1520-PB-7 FS1500-PG-(*)

Note: Specify outlet size and connection type.



Dome strainer included with body. (* Specify 150 for 1/2 grate, 175 for 3/4 grate or nothing for full grate. Note: For Nickel Bronze or Stainless Steel grate and frame, specify -TA instead of -PG and specify -1 for Nickel Bronze and -3 for Stainless Steel

FS1520T (Transition Body) PARTS

FS1520T-PB FS1500-PG-(*), A3-PG, A1 Body

Note: Specify outlet size and connection type.

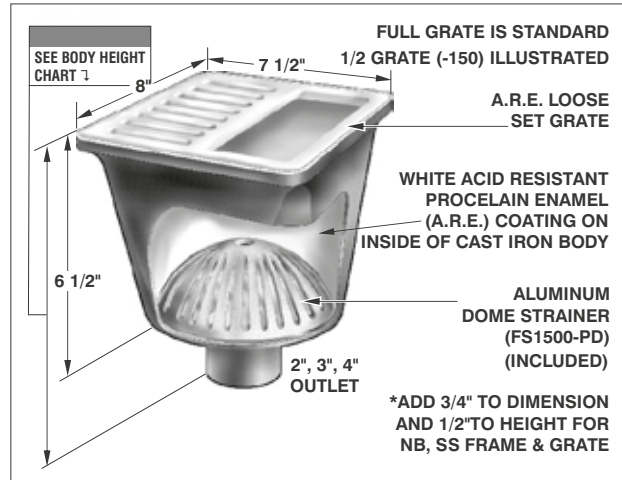


Dome strainer included with body. (* Specify 150 for 1/2 grate, 175 for 3/4 grate or nothing for full grate. Note: For Nickel Bronze or Stainless Steel grate and frame, specify -TA instead of -PG and specify -1 for Nickel Bronze and -3 for Stainless Steel

FS1520 and FS1520T BODY HEIGHT

PIPE SIZE	NO HUB STANDARD	PUSH ON (P)	INSIDE CAULK (X)	THREADED (T)	PVC (-30)	ABS (-31)
2"	7 3/4"	7 3/4"	8 5/8"	*8 1/2"	*9 5/8"	*9 5/8"
3"	7 3/4"	7 3/4"	8 5/8"	*8 7/8"	*9 5/8"	*9 5/8"
4"	7 3/4"	7 3/4"	**8 5/8"	*8 7/8"	*9 5/8"	*9 5/8"

*Indicates outlet size and connection available with transition outlet body only. ** 4" Inside Caulk outlet body only available with -FL anchor flange (as a std. body design not transition)



A.R.E. CAST IRON BODY WITH FULL GRATE & ALUMINUM DOME STRAINER

MODEL NUMBER	WT. Lbs	DESCRIPTION	A.R.E. LOOSE GRATE (STANDARD)	NICKEL BRONZE FRAME AND GRATE (-1)	STAINLESS STEEL FRAME AND GRATE (-3)
FS1522,3,4	18.00	8" x 8" x 6" Deep	\$ 1431.00	\$ 1816.00	\$ 1816.00

FS1520 AND FS1520-FL OPTIONAL VARIATIONS:

SUFFIX	DESCRIPTION	LIST PRICE	SUFFIX	DESCRIPTION	LIST PRICE
-5	Sediment bucket (FS1500-PB)	\$ 179.00	-32	Deep seal trap (2", 3", 4" no hub) (MI-950 Series)	\$ 397.00
-6	Security screws (H-1039A, 4 pcs) (-1, -3 only)	\$ 69.00	-51	2 1/2" round center grate opening (-1, -3 only)	\$ 228.00
-7	Trap seal primer connection	\$ 175.00	-69	Stainless Steel Sediment bucket (FS1500-PB-3)	\$ 391.00
-8	Backwater Valve (BV1250 Series) (2", 3", 4")	\$ 344.00	-83	Stainless Steel mesh over stainless steel bucket (add to S.S. Bucket)	\$ 429.00
-9	Hinged grate (-3 only) (see page 308)	\$ 317.00	-150	Half grate	No Add
-21	Secondary flat strainer (FD-9600 Series)	\$ 54.00	-175	3/4 grate	No Add
-22	Less Enamel Cast Iron grate (deduct)	-\$ 175.00	-C	Membrane clamp (add to FS1520-FL only)	\$ 140.00
-22	Less Nickel Bronze grate (deduct)	-\$ 274.00	P	Push on outlet (2", 3" or 4")	No Add
-22	Less Stainless Steel grate (deduct)	-\$ 274.00	T	Threaded outlet (2", 3" or 4")	\$ 71.00
-30	PVC socket connection W/A.R.E. Body (2", 3", 4")	No Add	X	Inside caulk outlet (2", 3" or 4")	No Add
-31	ABS socket connection W/A.R.E. body (2", 3", 4")	No Add			

FLOOR SINK STANDARD FUNNEL OPTIONAL VARIATIONS:

SUFFIX	DESCRIPTION	A.R.E.	NICKEL BRONZE (-1) STAINLESS STEEL (-3)	SUFFIX	DESCRIPTION	A.R.E.	NICKEL BRONZE (-1) STAINLESS STEEL (-3)
-F4	4" round funnel	\$ 161.00	\$ 382.00	-F6	6" round funnel	\$ 259.00	\$ 573.00
-G	4" x 9" oval funnel	\$ 150.00	\$ 797.00	-J	3" x 1" oval funnel	\$ 161.00	\$ 386.00

FS1520-FL 8" x 8" x 6" DEEP FLOOR SINK WITH FLANGE

FS1520-FL

FS1520-FL PARTS

FS1520-FL-PB-7 FS1500-PG-(*)

Note: Specify outlet size and connection type.



Dome strainer included with body. (* Specify 150 for 1/2 grate, 175 for 3/4 grate or nothing for full grate. Note: For Nickel Bronze or Stainless Steel grate and frame, specify -TA instead of -PG and specify -1 for Nickel Bronze and -3 for Stainless Steel

FS1520T-FL (Transition Body) PARTS

FS1520T-FL-PB FS1500-PG-(*), A3-PG, A1 Body

Note: Specify outlet size and connection type.

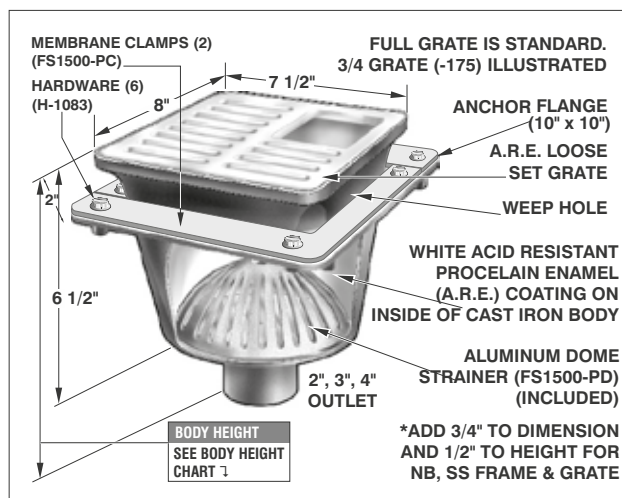


Dome strainer included with body. (* Specify 150 for 1/2 grate, 175 for 3/4 grate or nothing for full grate. Note: For Nickel Bronze or Stainless Steel grate and frame, specify -TA instead of -PG and specify -1 for Nickel Bronze and -3 for Stainless Steel

FS1520-FL and FS1520T-FL BODY HEIGHT

PIPE SIZE	NO HUB STANDARD	PUSH ON (P)	INSIDE CAULK (X)	THREADED (T)	PVC (-30)	ABS (-31)
2"	7 3/4"	7 3/4"	8 5/8"	*8 1/2"	*9 1/4"	*9 1/4"
3"	7 3/4"	7 3/4"	8 5/8"	*8 7/8"	*9 1/4"	*9 1/4"
4"	7 3/4"	7 3/4"	8 5/8"	*8 7/8"	*9 1/4"	*9 1/4"

*Indicates outlet size and connection available with transition outlet body only. ** 4" Inside Caulk outlet body only available with -FL anchor flange (as a std. body design not transition)



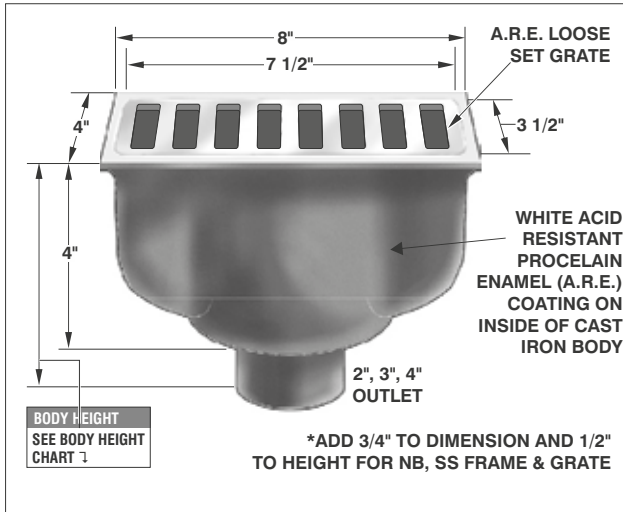
A.R.E. CAST IRON BODY WITH FULL GRATE & ALUMINUM DOME STRAINER

MODEL NUMBER	WT. Lbs	DESCRIPTION	A.R.E. LOOSE GRATE (STANDARD)	NICKEL BRONZE FRAME AND GRATE (-1)	STAINLESS STEEL FRAME AND GRATE (-3)
FS1522,3,4-FL	21.00	8" x 8" x 6" deep w/flange	\$ 1597.00	\$ 1981.00	\$ 1981.00

FLOOR SINKS

FS1530 8" x 4" x 4" DEEP FLOOR SINK

FS1530




FS1530T (Transition Body) PARTS

Note: Specify outlet size and connection type.

Dome strainer included with body.

(* Specify 150 for 1/2 grate, 175 for 3/4 grate or nothing for full grate

Note: For Nickel Bronze or Stainless Steel grate and frame, specify -TA instead of -PG and specify -1 for Nickel Bronze and -3 for Stainless Steel



FS1530T BODY HEIGHT

PIPE SIZE	NO HUB STANDARD	PUSH ON (P)	INSIDE CAULK (X)	THREADED (T)	PVC (-30)	ABS (-31)
2"	*6 1/2"	*7 1/4"	*8"	*6 1/2"	*7 1/4"	*7 1/4"
3"	*6 1/2"	*7 1/4"	*8"	*6 7/8"	*7 1/4"	*7 1/4"
4"	*6 1/2"	*7 1/4"	*8"	*6 7/8"	*7 1/4"	*7 1/4"

*Indicates outlet size and connection available with transition outlet body only.

A.R.E. CAST IRON BODY WITH FULL GRATE & ALUMINUM DOME STRAINER

MODEL NUMBER	WT. Lbs	DESCRIPTION	A.R.E. LOOSE GRATE (STANDARD)	NICKEL BRONZE FRAME AND GRATE (-1)	STAINLESS STEEL FRAME AND GRATE (-3)
FS1532,3,4	18.00	8" x 4" x 4" Deep	\$1475.00	\$1770.00	\$1770.00

FS1530 AND FS1530-FL OPTIONAL VARIATIONS:

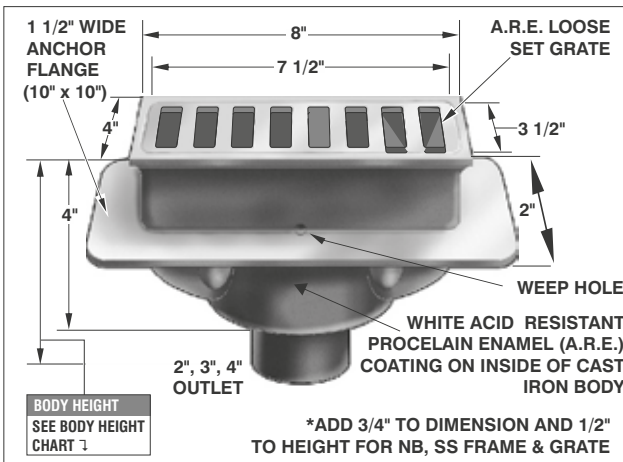
SUFFIX	DESCRIPTION	LIST PRICE	SUFFIX	DESCRIPTION	LIST PRICE
-5	Sediment bucket (FS1530-PB)	\$ 175.00	-32	Deep seal trap (2", 3", 4" no hub) (MI-950 Series)	\$ 397.00
-6	Security screws (H-1039A, 4 pcs) (-1, -3 only)	\$ 70.00	-51	2 1/2" round center grate opening (-1, -3 only)	\$ 228.00
-7	Trap seal primer connection	\$ 175.00	-69	Stainless Steel Sediment bucket (FS1530-PB-3)	\$ 429.00
-8	Backwater Valve (BV1250 Series) (2", 3", 4")	\$ 344.00	-83	Stainless Steel mesh over stainless steel bucket (add to S.S. Bucket)	\$ 429.00
-21	Secondary flat strainer (FD-9600 Series)	\$ 54.00	-150	Half grate	No Add
-22	Less Enamel Cast Iron grate (deduct)	-\$ 136.00	-175	3/4 grate	No Add
-22	Less Nickel Bronze grate (deduct)	-\$ 274.00	-C	Membrane clamp (add to FS1530-FL only)	\$ 169.00
-22	Less Stainless Steel grate (deduct)	-\$ 274.00	P	Push on outlet (2", 3" or 4")	No Add
-30	PVC socket connection W/A.R.E. Body (2", 3", 4")	No Add	T	Threaded outlet (2", 3" or 4")	\$ 71.00
-31	ABS socket connection W/A.R.E. body (2", 3", 4")	No Add	X	Inside caulk outlet (2", 3" or 4")	No Add

FLOOR SINK STANDARD FUNNEL OPTIONAL VARIATIONS:

SUFFIX	DESCRIPTION	A.R.E.	NICKEL BRONZE (-1) STAINLESS STEEL (-3)	SUFFIX	DESCRIPTION	A.R.E.	NICKEL BRONZE (-1) STAINLESS STEEL (-3)
-F4	4" round funnel	\$ 161.00	\$ 382.00	-F6	6" round funnel	\$ 259.00	\$ 573.00
-G	4" x 9" oval funnel	\$ 150.00	\$ 382.00	-J	3" x 1" oval funnel	\$ 161.00	\$ 386.00

FS1530-FL 8" x 4" x 4" DEEP FLOOR SINK WITH FLANGE

FS1530-FL



FS1530T-FL (Transition Body) PARTS

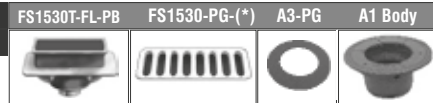
Note: Specify outlet size and connection type.

Dome strainer included with body.

FS1530T-FL BODY HEIGHT

PIPE SIZE	NO HUB STANDARD	PUSH ON (P)	INSIDE CAULK (X)	THREADED (T)	PVC (-30)	ABS (-31)
2"	*6 1/2"	*7 1/4"	*8"	*6 1/2"	*7 1/4"	*7 1/4"
3"	*6 1/2"	*7 1/4"	*8"	*6 7/8"	*7 1/4"	*7 1/4"
4"	*6 1/2"	*7 1/4"	*8"	*6 7/8"	*7 1/4"	*7 1/4"

*Indicates outlet size and connection available with transition outlet body only.



(* Specify 150 for 1/2 grate, 175 for 3/4 grate or nothing for full grate

Note: For Nickel Bronze or Stainless Steel grate and frame, specify -TA instead of -PG and specify -1 for Nickel Bronze and -3 for Stainless Steel

A.R.E. CAST IRON BODY WITH FULL GRATE & ALUMINUM DOME STRAINER

MODEL NUMBER	WT. Lbs	DESCRIPTION	A.R.E. LOOSE GRATE (STANDARD)	NICKEL BRONZE FRAME AND GRATE (-1)	STAINLESS STEEL FRAME AND GRATE (-3)
FS1532,3,4-FL	21.00	8" x 4" x 4" Deep w/flange	\$1650.00	\$1946.00	\$1946.00

FLOOR SINKS

FS1720 12" x 12" x 6" DEEP FLOOR SINK

FS1720

FS1720 PARTS FS1720-PB-7 FS1700-PG-(*)

Note: Specify outlet size and connection type.



Dome strainer included with body. (*) Specify 150 for 1/2 grate, 175 for 3/4 grate or nothing for full grate. Note: For Nickel Bronze or Stainless Steel grate and frame, specify -TA instead of -PG and specify -1 for Nickel Bronze and -3 for Stainless Steel

FS1720T (Transition Body) PARTS FS1720T-PB FS1700-PG-(*) A3-PG A1 Body

Note: Specify outlet size and connection type.



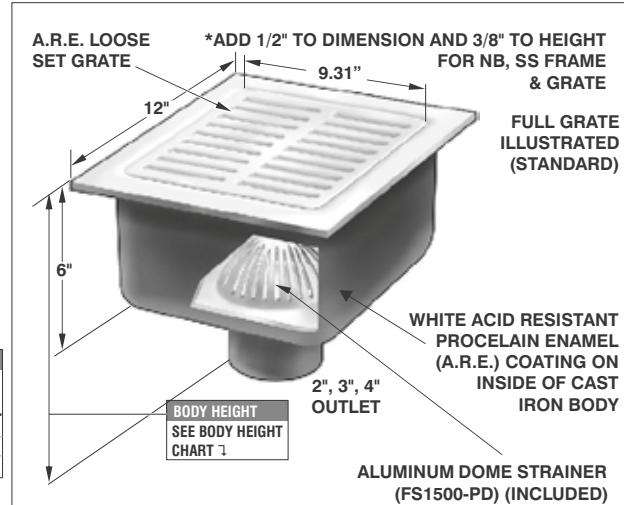
Dome strainer included with body. (*) Specify 150 for 1/2 grate, 175 for 3/4 grate or nothing for full grate. Note: For Nickel Bronze or Stainless Steel grate and frame, specify -TA instead of -PG and specify -1 for Nickel Bronze and -3 for Stainless Steel

FS1720 and FS1720T BODY HEIGHT

PIPE SIZE	NO HUB STANDARD	PUSH ON (P)	INSIDE CAULK (X)	THREADED (T)	PVC (-30)	ABS (-31)
2"	7 3/4"	7 3/4"	8 5/8"	*8 1/2"	*9 1/4"	*9 1/4"
3"	7 3/4"	7 3/4"	8 5/8"	*8 7/8"	*9 1/4"	*9 1/4"
4"	7 3/4"	*8 7/8"	8 5/8"	*8 7/8"	*9 1/4"	*9 1/4"

*Indicates outlet size and connection available with transition outlet body only.

** 4" Inside Caulk outlet body only available with -FL anchor flange



A.R.E. CAST IRON BODY WITH FULL GRATE & ALUMINUM DOME STRAINER

MODEL NUMBER	WT. Lbs	DESCRIPTION	A.R.E. LOOSE GRATE (STANDARD)	NICKEL BRONZE FRAME AND GRATE (-1)	STAINLESS STEEL FRAME AND GRATE (-3)
FS1722,3,4	29.00	12" x 12" x 6" Deep	\$ 1916.00	\$ 2597.00	\$ 2597.00

FS1720 AND FS1720-FL OPTIONAL VARIATION

SUFFIX	DESCRIPTION	LIST PRICE	SUFFIX	DESCRIPTION	LIST PRICE
-5	Sediment bucket (FS1700-PB)	\$ 289.00	-32	Deep seal trap (2", 3", 4" no hub) (MI-950 Series)	\$ 397.00
-6	Security screws (H-1039A, 4 pcs) (-1, -3 only)	\$ 70.00	-51	2 1/2" round center grate opening (-1, -3 only)	\$ 228.00
-7	Trap seal primer connection	\$ 175.00	-69	Stainless Steel Sediment bucket (FS1700-PB-3)	\$ 541.00
-8	Backwater Valve (BV1250 Series) (2", 3", 4")	\$ 344.00	-83	Stainless Steel mesh over stainless steel bucket (add to S.S. Bucket)	\$ 429.00
-9	Hinged grate (-3 only) (see page 308)	\$ 317.00	-150	Half grate	No Add
-21	Secondary flat strainer (FD-9600 Series)	\$ 54.00	-175	3/4 grate	No Add
-22	Less Enamel Cast Iron grate (deduct)	-\$ 207.00	-C	Membrane clamp (add to FS1720-FL only)	\$ 177.00
-22	Less Nickel Bronze grate (deduct)	-\$ 443.00	P	Push on outlet (2", 3" or 4")	No Add
-22	Less Stainless Steel grate (deduct)	-\$ 443.00	T	Threaded outlet (2", 3" or 4")	\$ 71.00
-30	PVC socket connection W/A.R.E. Body (2", 3", 4")	No Add	X	Inside caulk outlet (2", 3" or 4")	No Add
-31	ABS socket connection W/A.R.E. body (2", 3", 4")	No Add			

FLOOR SINK STANDARD FUNNEL OPTIONAL VARIATIONS:

SUFFIX	DESCRIPTION	A.R.E.	NICKEL BRONZE (-1) STAINLESS STEEL (-3)	SUFFIX	DESCRIPTION	A.R.E.	NICKEL BRONZE (-1) STAINLESS STEEL (-3)
-F4	4" round funnel	\$ 161.00	\$ 382.00	-F6	6" round funnel	\$ 259.00	\$ 573.00
-G	4" x 9" oval funnel	\$ 150.00	\$ 797.00	-J	3" x 1" oval funnel	\$ 161.00	\$ 386.00

FS1720-FL 12" x 12" x 6" DEEP FLOOR SINK WITH FLANGE

FS1720-FL

FS1720-FL PARTS FS1720-FL-PB-7 FS1700-PG-(*)

Note: Specify outlet size and connection type.



Dome strainer included with body. (*) Specify 150 for 1/2 grate, 175 for 3/4 grate or nothing for full grate. Note: For Nickel Bronze or Stainless Steel grate and frame, specify -TA instead of -PG and specify -1 for Nickel Bronze and -3 for Stainless Steel

FS1720T-FL (Transition Body) PARTS FS1720T-FL-PB FS1700-PG-(*) A3-PG A1 Body

Note: Specify outlet size and connection type.

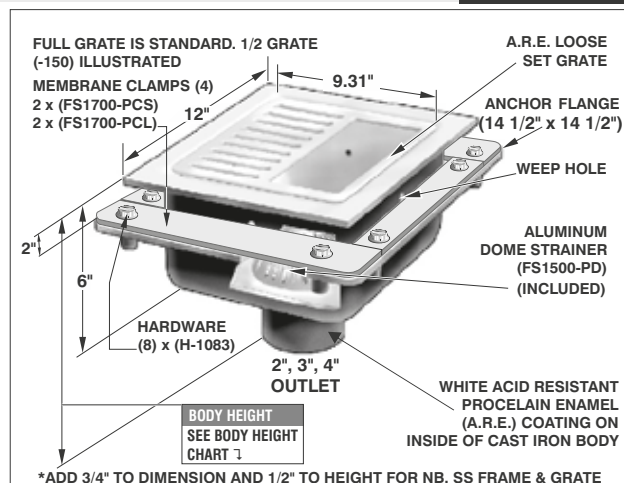


Dome strainer included with body. (*) Specify 150 for 1/2 grate, 175 for 3/4 grate or nothing for full grate. Note: For Nickel Bronze or Stainless Steel grate and frame, specify -TA instead of -PG and specify -1 for Nickel Bronze and -3 for Stainless Steel

FS1720-FL and FS1720T-FL BODY HEIGHT

PIPE SIZE	NO HUB STANDARD	PUSH ON (P)	INSIDE CAULK (X)	THREADED (T)	PVC (-30)	ABS (-31)
2"	7 3/4"	7 3/4"	8 5/8"	*8 1/2"	*9 1/4"	*9 1/4"
3"	7 3/4"	7 3/4"	8 5/8"	*8 7/8"	*9 1/4"	*9 1/4"
4"	7 3/4"	7 3/4"	8 5/8"	*8 7/8"	*9 1/4"	*9 1/4"

*Indicates outlet size and connection available with transition outlet body only.



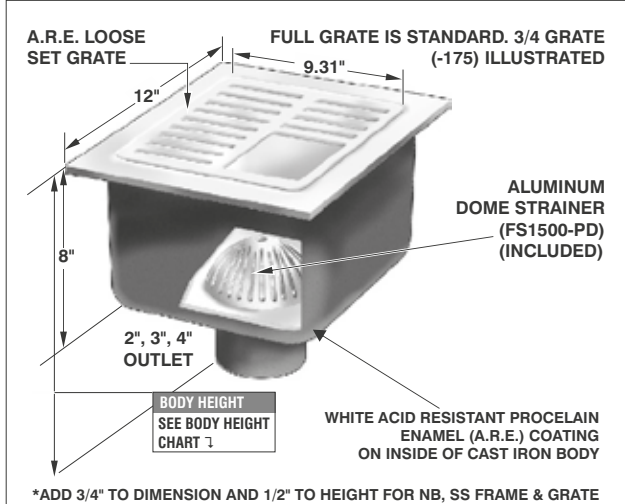
A.R.E. CAST IRON BODY WITH FULL GRATE & ALUMINUM DOME STRAINER

MODEL NUMBER	WT. Lbs	DESCRIPTION	A.R.E. LOOSE GRATE (STANDARD)	NICKEL BRONZE FRAME AND GRATE (-1)	STAINLESS STEEL FRAME AND GRATE (-3)
FS1722,3,4-FL	40.00	12" x 12" x 6" deep w/flange	\$ 2266.00	\$ 2945.00	\$ 2945.00

FLOOR SINKS

FS1730 12" x 12" x 8" DEEP FLOOR SINK

FS1730



FS1730 PARTS

FS1730-PB-7	FS1700-PG-(*)
--------------------	-----------------------

Note: Specify outlet size and connection type.

Dome strainer included with body. (*) Specify 150 for 1/2 grate, 175 for 3/4 grate or nothing for full grate. **Note:** For Nickel Bronze or Stainless Steel grate and frame, specify -TA instead of -PG and specify -1 for Nickel Bronze and -3 for Stainless Steel

FS1730T (Transition Body) PARTS

FS1730T-PB	FS1700-PG-(*)	A3-PG	A1 Body
-------------------	-----------------------	--------------	----------------

Note: Specify outlet size and connection type.

Dome strainer included with body. (*) Specify 150 for 1/2 grate, 175 for 3/4 grate or nothing for full grate. **Note:** For Nickel Bronze or Stainless Steel grate and frame, specify -TA instead of -PG and specify -1 for Nickel Bronze and -3 for Stainless Steel

FS1730 and FS1730T BODY HEIGHT

PIPE SIZE	NO HUB STANDARD	PUSH ON (P)	INSIDE CAULK (X)	THREADED (T)	PVC (-30)	ABS (-31)
2"	9 3/4"	9 3/4"	10 5/8"	*10 1/2"	*11 1/4"	*11 1/4"
3"	9 3/4"	9 3/4"	10 5/8"	*10 7/8"	*11 1/4"	*11 1/4"
4"	*10 1/2"	9 3/4"	10 5/8"	*10 7/8"	*11 1/4"	*11 1/4"

*Indicates outlet size and connection available with transition outlet body only. ** 4" Inside Caulk outlet body only available with -FL anchor flange

A.R.E. CAST IRON BODY WITH FULL GRATE & ALUMINUM DOME STRAINER

MODEL NUMBER	WT. Lbs	DESCRIPTION	A.R.E. LOOSE GRATE (STANDARD)	NICKEL BRONZE FRAME AND GRATE (-1)	STAINLESS STEEL FRAME AND GRATE (-3)
FS1732,3,4	37.00	12" x 12" x 8" Deep	\$ 2018.00	\$ 2696.00	\$ 2696.00

FS1730 AND FS1730-FL OPTIONAL VARIATION

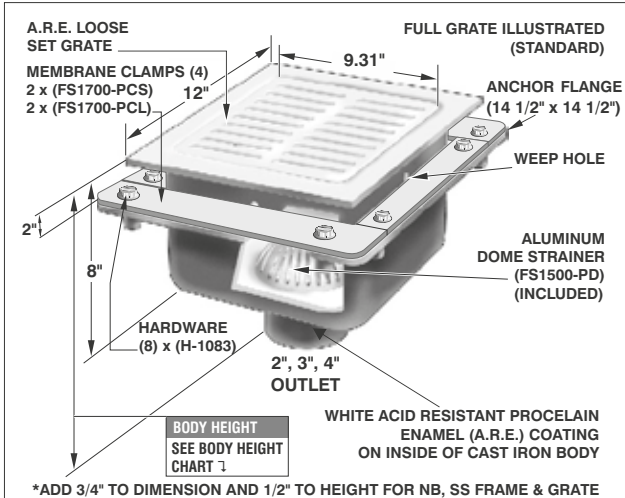
SUFFIX	DESCRIPTION	LIST PRICE	SUFFIX	DESCRIPTION	LIST PRICE
-5	Sediment bucket (FS1700-PB)	\$ 289.00	-32	Deep seal trap (2", 3", 4" no hub) (MI-950 Series)	\$ 397.00
-6	Security screws (H-1039A, 4 pcs) (-1, -3 only)	\$ 70.00	-51	2 1/2" round center grate opening (-1, -3 only)	\$ 228.00
-7	Trap seal primer connection	\$ 175.00	-69	Stainless Steel Sediment bucket (FS1700-PB-3)	\$ 541.00
-8	Backwater Valve (BV1250 Series) (2", 3", 4")	\$ 344.00	-83	Stainless Steel mesh over stainless steel bucket (add to S.S. Bucket)	\$ 429.00
-9	Hinged grate (-3 only) (see page 308)	\$ 317.00	-150	Half grate	No Add
-21	Secondary flat strainer (FD-9600 Series)	\$ 54.00	-175	3/4 grate	No Add
-22	Less Enamel Cast Iron grate (deduct)	-\$ 207.00	-C	Membrane clamp (add to FS1730-FL only)	\$ 177.00
-22	Less Nickel Bronze grate (deduct)	-\$ 443.00	P	Push on outlet (2", 3" or 4")	No Add
-22	Less Stainless Steel grate (deduct)	-\$ 443.00	T	Threaded outlet (2", 3" or 4")	\$ 71.00
-30	PVC socket connection W/A.R.E. Body (2", 3", 4")	No Add	X	Inside caulk outlet (2", 3" or 4")	No Add
-31	ABS socket connection W/A.R.E. body (2", 3", 4")	No Add			

FLOOR SINK STANDARD FUNNEL OPTIONAL VARIATIONS:

SUFFIX	DESCRIPTION	A.R.E.	NICKEL BRONZE (-1) STAINLESS STEEL (-3)	SUFFIX	DESCRIPTION	A.R.E.	NICKEL BRONZE (-1) STAINLESS STEEL (-3)
-F4	4" round funnel	\$ 161.00	\$ 382.00	-F6	6" round funnel	\$ 259.00	\$ 573.00
-G	4" x 9" oval funnel	\$ 150.00	\$ 797.00	-J	3" x 1" oval funnel	\$ 161.00	\$ 386.00

FS1730-FL 12" x 12" x 8" DEEP FLOOR SINK WITH FLANGE

FS1730-FL



FS1730-FL PARTS

FS1730-FL-PB-7	FS1700-PG-(*)
-----------------------	-----------------------

Note: Specify outlet size and connection type.

Dome strainer included with body. (*) Specify 150 for 1/2 grate, 175 for 3/4 grate or nothing for full grate. **Note:** For Nickel Bronze or Stainless Steel grate and frame, specify -TA instead of -PG and specify -1 for Nickel Bronze and -3 for Stainless Steel

FS1730T-FL (Transition Body) PARTS

FS1730T-FL-PB	FS1700-PG-(*)	A3-PG	A1 Body
----------------------	-----------------------	--------------	----------------

Note: Specify outlet size and connection type.

Dome strainer included with body. (*) Specify 150 for 1/2 grate, 175 for 3/4 grate or nothing for full grate. **Note:** For Nickel Bronze or Stainless Steel grate and frame, specify -TA instead of -PG and specify -1 for Nickel Bronze and -3 for Stainless Steel

FS1730-FL and FS1730T-FL BODY HEIGHT

PIPE SIZE	NO HUB STANDARD	PUSH ON (P)	INSIDE CAULK (X)	THREADED (T)	PVC (-30)	ABS (-31)
2"	9 3/4"	9 3/4"	*12"	*10 1/2"	*11 1/4"	*11 1/4"
3"	9 3/4"	9 3/4"	10 5/8"	*10 7/8"	*11 1/4"	*11 1/4"
4"	9 3/4"	9 3/4"	10 5/8"	*10 7/8"	*11 1/4"	*11 1/4"

*Indicates outlet size and connection available with transition outlet body only.

A.R.E. CAST IRON BODY WITH FULL GRATE & ALUMINUM DOME STRAINER

MODEL NUMBER	WT. Lbs	DESCRIPTION	A.R.E. LOOSE GRATE (STANDARD)	NICKEL BRONZE FRAME AND GRATE (-1)	STAINLESS STEEL FRAME AND GRATE (-3)
FS1732,3,4-FL	44.00	12" x 12" x 8" deep w/flange	\$ 2367.00	\$ 3043.00	\$ 3043.00

FLOOR SINKS

FS1740 12" x 12" x 10" DEEP FLOOR SINK

FS1740

FS1740 PARTS

FS1740-PB-7 FS1700-PG-(*)

Note: Specify outlet size and connection type.



Dome strainer included with body.

(*) Specify 150 for 1/2 grate, 175 for 3/4 grate or nothing for full grate
 Note: For Nickel Bronze or Stainless Steel grate and frame, specify -TA instead of -PG and specify -1 for Nickel Bronze and -3 for Stainless Steel

FS1740T (Transition Body) PARTS

FS1740T-PB FS1700-PG-(*) A3-PG A1 Body

Note: Specify outlet size and connection type.



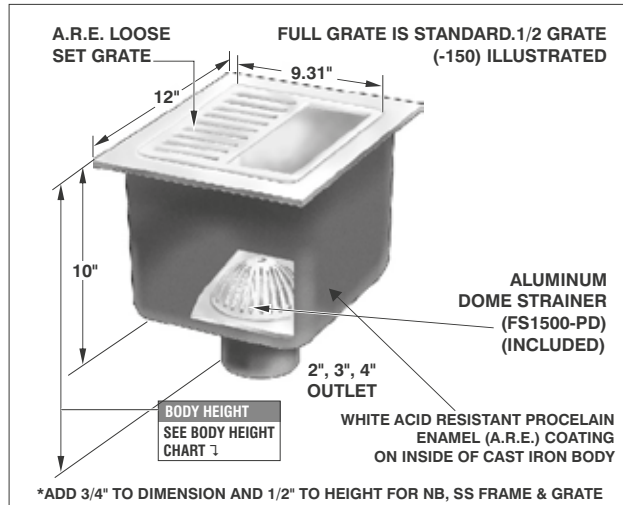
Dome strainer included with body.

(*) Specify 150 for 1/2 grate, 175 for 3/4 grate or nothing for full grate
 Note: For Nickel Bronze or Stainless Steel grate and frame, specify -TA instead of -PG and specify -1 for Nickel Bronze and -3 for Stainless Steel

FS1740 and FS1740T BODY HEIGHT

PIPE SIZE	NO HUB STANDARD	PUSH ON (P)	INSIDE CAULK (X)	THREADED (T)	PVC (-30)	ABS (-31)
2"	11 1/2"	11 1/2"	*14"	*12 1/2"	*13 1/4"	*13 1/4"
3"	11 1/2"	11 1/2"	*14"	*12 7/8"	*13 1/4"	*13 1/4"
4"	*12 1/2"	11 1/2"	**12 5/8"	*12 7/8"	*13 1/4"	*13 1/4"

*Indicates outlet size and connection available with transition outlet body only.
 ** 4" Inside Caulk outlet body only available with -FL anchor flange.



A.R.E. CAST IRON BODY WITH FULL GRATE & ALUMINUM DOME STRAINER

MODEL NUMBER	WT. Lbs	DESCRIPTION	A.R.E. LOOSE GRATE (STANDARD)	NICKEL BRONZE FRAME AND GRATE (-1)	STAINLESS STEEL FRAME AND GRATE (-3)
FS1742,3,4	42.00	12" x 12" x 10" Deep	\$ 2131.00	\$ 2807.00	\$ 2807.00

FS1740 AND FS1740-FL OPTIONAL VARIATION

SUFFIX	DESCRIPTION	LIST PRICE	SUFFIX	DESCRIPTION	LIST PRICE
-5	Sediment bucket (FS1700-PB)	\$ 289.00	-32	Deep seal trap (2", 3", 4" no hub) (MI-950 Series)	\$ 397.00
-6	Security screws (H-1039A, 4 pcs) (-1, -3 only)	\$ 70.00	-51	2 1/2" round center grate opening (-1, -3 only)	\$ 228.00
-7	Trap seal primer connection	\$ 175.00	-69	Stainless Steel Sediment bucket (FS1700-PB-3)	\$ 541.00
-8	Backwater Valve (BV1250 Series) (2", 3", 4")	\$ 344.00	-83	Stainless Steel mesh over stainless steel bucket (add to S.S. Bucket)	\$ 429.00
-9	Hinged grate (-3 only) (see page 308)	\$ 317.00	-150	Half grate	No Add
-21	Secondary flat strainer (FD-9600 Series)	\$ 54.00	-175	3/4 grate	No Add
-22	Less Enamel Cast Iron grate (deduct)	-\$ 207.00	-C	Membrane clamp (add to FS1730-FL only)	\$ 177.00
-22	Less Nickel Bronze grate (deduct)	-\$ 443.00	P	Push on outlet (2", 3" or 4")	No Add
-22	Less Stainless Steel grate (deduct)	-\$ 443.00	T	Threaded outlet (2", 3" or 4")	\$ 71.00
-30	PVC socket connection W/A.R.E. Body (2", 3", 4")	No Add	X	Inside caulk outlet (2", 3" or 4")	No Add
-31	ABS socket connection W/A.R.E. body (2", 3", 4")	No Add			

FLOOR SINK STANDARD FUNNEL OPTIONAL VARIATIONS:

SUFFIX	DESCRIPTION	A.R.E.	NICKEL BRONZE (-1) STAINLESS STEEL (-3)	SUFFIX	DESCRIPTION	A.R.E.	NICKEL BRONZE (-1) STAINLESS STEEL (-3)
-F4	4" round funnel	\$ 161.00	\$ 382.00	-F6	6" round funnel	\$ 259.00	\$ 573.00
-G	4" x 9" oval funnel	\$ 150.00	\$ 797.00	-J	3" x 1" oval funnel	\$ 161.00	\$ 386.00

FS1740-FL 12" x 12" x 10" DEEP FLOOR SINK WITH FLANGE

FS1740-FL

FS1740-FL PARTS

FS1740-FL-PB-7 FS1700-PG-(*)

Note: Specify outlet size and connection type.



Dome strainer included with body.

(*) Specify 150 for 1/2 grate, 175 for 3/4 grate or nothing for full grate
 Note: For Nickel Bronze or Stainless Steel grate and frame, specify -TA instead of -PG and specify -1 for Nickel Bronze and -3 for Stainless Steel

FS1740T-FL (Transition Body) PARTS

FS1740T-FL-PB FS1700-PG-(*) A3-PG A1 Body

Note: Specify outlet size and connection type.



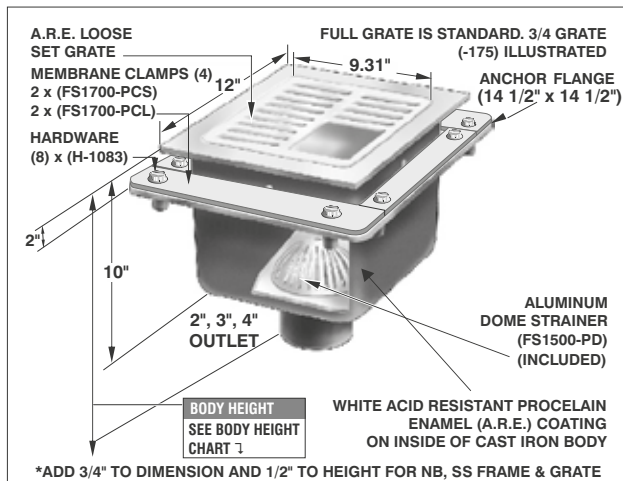
Dome strainer included with body.

(*) Specify 150 for 1/2 grate, 175 for 3/4 grate or nothing for full grate
 Note: For Nickel Bronze or Stainless Steel grate and frame, specify -TA instead of -PG and specify -1 for Nickel Bronze and -3 for Stainless Steel

FS1740-FL and FS1740T-FL BODY HEIGHT

PIPE SIZE	NO HUB STANDARD	PUSH ON (P)	INSIDE CAULK (X)	THREADED (T)	PVC (-30)	ABS (-31)
2"	11 1/2"	11 1/2"	*14"	*12 1/2"	*13 1/4"	*13 1/4"
3"	11 1/2"	11 1/2"	12 5/8"	*12 7/8"	*13 1/4"	*13 1/4"
4"	11 1/2"	*12 7/8"	12 5/8"	*12 7/8"	*13 1/4"	*13 1/4"

*Indicates outlet size and connection available with transition outlet body only.



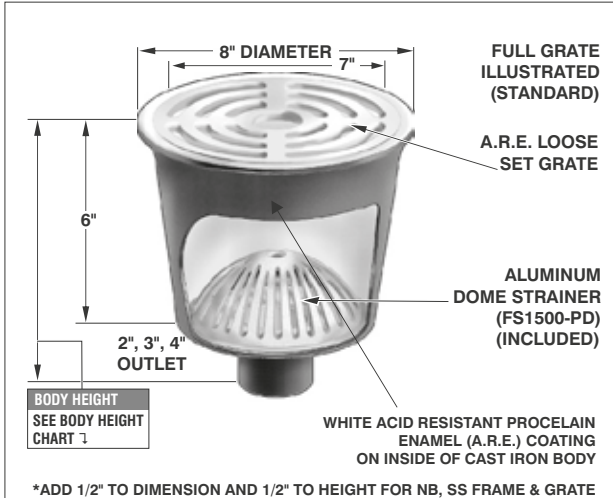
A.R.E. CAST IRON BODY WITH FULL GRATE & ALUMINUM DOME STRAINER

MODEL NUMBER	WT. Lbs	DESCRIPTION	A.R.E. LOOSE GRATE (STANDARD)	NICKEL BRONZE FRAME AND GRATE (-1)	STAINLESS STEEL FRAME AND GRATE (-3)
FS1742,3,4-FL	58.00	12" x 12" x 10" deep w/flange	\$ 2481.00	\$ 3157.00	\$ 3157.00

FLOOR SINKS

FS1750 8" ROUND x 6" DEEP FLOOR SINK

FS1750



FS1750 PARTS FS1750-PB-7 FS1750-PG-(*)

Note: Specify outlet size and connection type.

Dome strainer included with body.

(* Specify 150 for 1/2 grate, 175 for 3/4 grate or nothing for full grate

Note: For Nickel Bronze or Stainless Steel grate and frame, specify -TA instead of -PG and specify -1 for Nickel Bronze and -3 for Stainless Steel

FS1750T (Transition Body) PARTS FS1750T-PB FS1750-PG-(* A3-PG A1 Body

Note: Specify outlet size and connection type.

Dome strainer included with body.

(* Specify 150 for 1/2 grate, 175 for 3/4 grate or nothing for full grate

Note: For Nickel Bronze or Stainless Steel grate and frame, specify -TA instead of -PG and specify -1 for Nickel Bronze and -3 for Stainless Steel

FS1750 and FS1750T BODY HEIGHT						
PIPE SIZE	NO HUB STANDARD	PUSH ON (P)	INSIDE CAULK (X)	THREADED (T)	PVC (-30)	ABS (-31)
2"	*8 1/2"	7 1/2"	7 1/2"	*8 1/2"	*9 1/4"	*9 1/4"
3"	*8 1/2"	7 1/2"	7 1/2"	*8 7/8"	*9 1/4"	*9 1/4"
4"	7 1/2"	7 1/2"	7 1/2"	*8 7/8"	*9 1/4"	*9 1/4"

*Indicates outlet size and connection available with transition outlet body only.
** 4" Inside Caulk outlet body only available with -FL anchor flange.

A.R.E. CAST IRON BODY WITH FULL GRATE & ALUMINUM DOME STRAINER

MODEL NUMBER	WT. Lbs	DESCRIPTION	A.R.E. LOOSE GRATE (STANDARD)	NICKEL BRONZE FRAME AND GRATE (-1)	STAINLESS STEEL FRAME AND GRATE (-3)
FS1752,3,4	17.00	8" Round x 6" Deep	\$ 1197.00	\$ 1608.00	\$ 1608.00

FS1750 AND FS1750-FL OPTIONAL VARIATIONS:

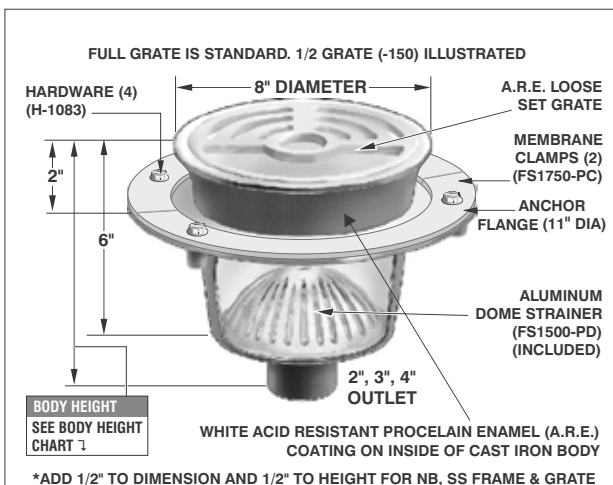
SUFFIX	DESCRIPTION	LIST PRICE	SUFFIX	DESCRIPTION	LIST PRICE
-5	Sediment bucket (FS1750-PB)	\$ 207.00	-32	Deep seal trap (2", 3", 4" no hub) (MI-950 Series)	\$ 397.00
-6	Security screws (H-1039A, 4 pcs) (-1, -3 only)	\$ 70.00	-51	2 1/2" round center grate opening (-1, -3 only)	\$ 228.00
-7	Trap seal primer connection	\$ 175.00	-69	Stainless Steel Sediment bucket (FS1750-PB-3)	\$ 390.00
-8	Backwater Valve (BV1250 Series) (2", 3", 4")	\$ 344.00	-83	Stainless Steel mesh over stainless steel bucket (add to S.S. Bucket)	\$ 429.00
-21	Secondary flat strainer (FD-9600 Series)	\$ 54.00	-150	Half grate	No Add
-22	Less Enamel Cast Iron grate (deduct)	-\$ 175.00	-175	3/4 grate	No Add
-22	Less Nickel Bronze grate (deduct)	-\$ 191.00	-C	Membrane clamp (add to FS1750-FL only)	\$ 169.00
-22	Less Stainless Steel grate (deduct)	-\$ 191.00	P	Push on outlet (2", 3" or 4")	No Add
-30	PVC socket connection W/A.R.E. Body (2", 3", 4")	No Add	T	Threaded outlet (2", 3" or 4")	\$ 71.00
-31	ABS socket connection W/A.R.E. body (2", 3", 4")	No Add	X	Inside caulk outlet (2", 3" or 4")	No Add

FLOOR SINK STANDARD FUNNEL OPTIONAL VARIATIONS:

SUFFIX	DESCRIPTION	A.R.E.	NICKEL BRONZE (-1) STAINLESS STEEL (-3)	SUFFIX	DESCRIPTION	A.R.E.	NICKEL BRONZE (-1) STAINLESS STEEL (-3)
-F4	4" round funnel	\$ 161.00	\$ 382.00	-F6	6" round funnel	\$ 259.00	\$ 573.00
-G	4" x 9" oval funnel	\$ 150.00	\$ 797.00	-J	3" x 1" oval funnel	\$ 161.00	\$ 386.00

FS1750-FL 8" ROUND x 6" DEEP FLOOR SINK WITH FLANGE

FS1750-FL



FS1750-FL PARTS FS1750-FL-PB-7 FS1750-PG-(*)

Note: Specify outlet size and connection type.

Dome strainer included with body.

(* Specify 150 for 1/2 grate, 175 for 3/4 grate or nothing for full grate

Note: For Nickel Bronze or Stainless Steel grate and frame, specify -TA instead of -PG and specify -1 for Nickel Bronze and -3 for Stainless Steel

FS1750T-FL (Transition Body) PARTS FS1750T-FL-PB FS1750-PG-(* A3-PG A1 Body

Note: Specify outlet size and connection type.

Dome strainer included with body.

(* Specify 150 for 1/2 grate, 175 for 3/4 grate or nothing for full grate

Note: For Nickel Bronze or Stainless Steel grate and frame, specify -TA instead of -PG and specify -1 for Nickel Bronze and -3 for Stainless Steel

FS1750-FL and FS1750T-FL BODY HEIGHT						
PIPE SIZE	NO HUB STANDARD	PUSH ON (P)	INSIDE CAULK (X)	THREADED (T)	PVC (-30)	ABS (-31)
2"	*8 1/2"	7 1/2"	*10"	*8 1/2"	*9 1/4"	*9 1/4"
3"	*8 1/2"	*8 7/8"	7 1/2"	*8 7/8"	*9 1/4"	*9 1/4"
4"	7 1/2"	7 1/2"	7 1/2"	*8 7/8"	*9 1/4"	*9 1/4"

*Indicates outlet size and connection available with transition outlet body only.

A.R.E. CAST IRON BODY WITH FULL GRATE & ALUMINUM DOME STRAINER

MODEL NUMBER	WT. Lbs	DESCRIPTION	A.R.E. LOOSE GRATE (STANDARD)	NICKEL BRONZE FRAME AND GRATE (-1)	STAINLESS STEEL FRAME AND GRATE (-3)
FS1752,3,4-FL	19.00	8" Round x 6" Deep w/flange	\$ 1456.00	\$ 1866.00	\$ 1866.00

FLOOR SINKS

FS1760 12" ROUND x 8" DEEP FLOOR SINK

FS1760

FS1760 PARTS FS1760-PB-7 FS1760-PG-(*)

Note: Specify outlet size and connection type.

Dome strainer included with body.



(*) Specify 150 for 1/2 grate, 175 for 3/4 grate or nothing for full grate
Note: For Nickel Bronze or Stainless Steel grate and frame, specify -TA instead of -PG and specify -1 for Nickel Bronze and -3 for Stainless Steel

FS1760T (Transition Body) PARTS FS1760T-PB FS1760-PG-(*) A3-PG A1 Body

Note: Specify outlet size and connection type.

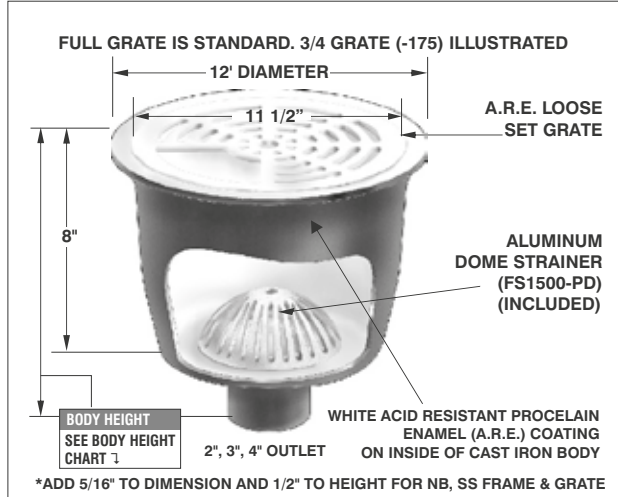
Dome strainer included with body.



(*) Specify 150 for 1/2 grate, 175 for 3/4 grate or nothing for full grate
Note: For Nickel Bronze or Stainless Steel grate and frame, specify -TA instead of -PG and specify -1 for Nickel Bronze and -3 for Stainless Steel

FS1760 and FS1760T BODY HEIGHT						
PIPE SIZE	NO HUB STANDARD	PUSH ON (P)	INSIDE CAULK (X)	THREADED (T)	PVC (-30)	ABS (-31)
2"	9 1/2"	10 5/8"	*10 5/8"	*10 1/2"	*11 1/4"	*11 1/4"
3"	*10 1/2"	10 5/8"	*10 5/8"	*10 7/8"	*11 1/4"	*11 1/4"
4"	9 1/2"	10 5/8"	**10 5/8"	*10 7/8"	*11 1/4"	*11 1/4"

*Indicates outlet size and connection available with transition outlet body only.
 ** 4" Inside Caulk outlet body only available with -FL anchor flange.



A.R.E. CAST IRON BODY WITH FULL GRATE & ALUMINUM DOME STRAINER

MODEL NUMBER	WT. Lbs	DESCRIPTION	A.R.E. LOOSE GRATE (STANDARD)	NICKEL BRONZE FRAME AND GRATE (-1)	STAINLESS STEEL FRAME AND GRATE (-3)
FS1762,3,4	29.00	12" Round x 8" Deep	\$ 1520.00	\$ 2423.00	\$ 2423.00

FS1760 AND FS1760-FL OPTIONAL VARIATIONS:

SUFFIX	DESCRIPTION	LIST PRICE	SUFFIX	DESCRIPTION	LIST PRICE
-5	Sediment bucket (FS1760-PB)	\$ 289.00	-32	Deep seal trap (2", 3", 4" no hub) (MI-950 Series)	\$ 397.00
-6	Security screws (H-1039A, 4 pcs) (-1, -3 only)	\$ 70.00	-51	2 1/2" round center grate opening (-1, -3 only)	\$ 228.00
-7	Trap seal primer connection	\$ 175.00	-69	Stainless Steel Sediment bucket (FS1760-PB-3)	\$ 390.00
-8	Backwater Valve (BV1250 Series) (2", 3", 4")	\$ 344.00	-83	Stainless Steel mesh over stainless steel bucket (add to S.S. Bucket)	\$ 390.00
-21	Secondary flat strainer (FD-9600 Series)	\$ 54.00	-150	Half grate	No Add
-22	Less Enamel Cast Iron grate (deduct)	-\$ 242.00	-175	3/4 grate	No Add
-22	Less Nickel Bronze grate (deduct)	-\$ 461.00	-C	Membrane clamp (add to FS1760-FL only)	\$ 164.00
-22	Less Stainless Steel grate (deduct)	-\$ 461.00	P	Push on outlet (2", 3" or 4")	No Add
-30	PVC socket connection W/A.R.E. Body (2", 3", 4")	No Add	T	Threaded outlet (2", 3" or 4")	\$ 71.00
-31	ABS socket connection W/A.R.E. body (2", 3", 4")	No Add	X	Inside caulk outlet (2", 3" or 4")	No Add

FLOOR SINK STANDARD FUNNEL OPTIONAL VARIATIONS:

SUFFIX	DESCRIPTION	A.R.E.	NICKEL BRONZE (-1) STAINLESS STEEL (-3)	SUFFIX	DESCRIPTION	A.R.E.	NICKEL BRONZE (-1) STAINLESS STEEL (-3)
-F4	4" round funnel	\$ 161.00	\$ 382.00	-F6	6" round funnel	\$ 259.00	\$ 573.00
-G	4" x 9" oval funnel	\$ 150.00	\$ 797.00	-J	3" x 1" oval funnel	\$ 161.00	\$ 386.00

FS1760-FL 12" ROUND x 8" DEEP FLOOR SINK WITH FLANGE

FS1760-FL

FS1760-FL PARTS FS1760-FL-PB-7 FS1760-PG-(*)

Note: Specify outlet size and connection type.

Dome strainer included with body.



(*) Specify 150 for 1/2 grate, 175 for 3/4 grate or nothing for full grate
Note: For Nickel Bronze or Stainless Steel grate and frame, specify -TA instead of -PG and specify -1 for Nickel Bronze and -3 for Stainless Steel

FS1760T-FL (Transition Body) PARTS FS1760T-FL-PB FS1760-PG-(*) A3-PG A1 Body

Note: Specify outlet size and connection type.

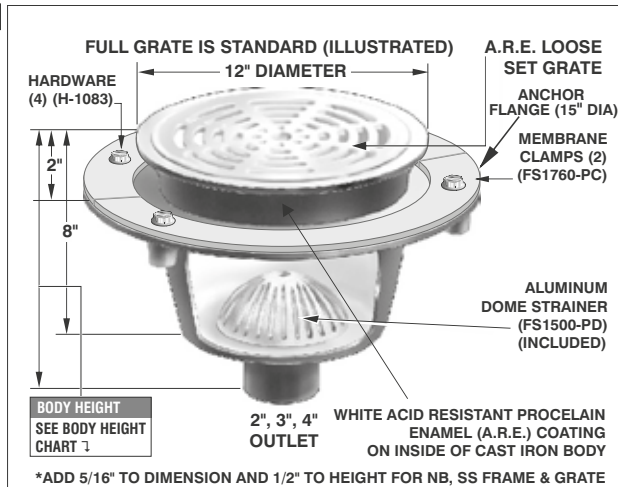
Dome strainer included with body.



(*) Specify 150 for 1/2 grate, 175 for 3/4 grate or nothing for full grate
Note: For Nickel Bronze or Stainless Steel grate and frame, specify -TA instead of -PG and specify -1 for Nickel Bronze and -3 for Stainless Steel

FS1760-FL and FS1760T-FL BODY HEIGHT						
PIPE SIZE	NO HUB STANDARD	PUSH ON (P)	INSIDE CAULK (X)	THREADED (T)	PVC (-30)	ABS (-31)
2"	*10 1/2"	*10 7/8"	*12"	*10 1/2"	*11 1/4"	*11 1/4"
3"	9 1/2"	*10 7/8"	10 5/8"	*10 5/8"	*11 1/4"	*11 1/4"
4"	*10 1/2"	*10 7/8"	10 5/8"	*10 7/8"	*11 1/4"	*11 1/4"

*Indicates outlet size and connection available with transition outlet body only.



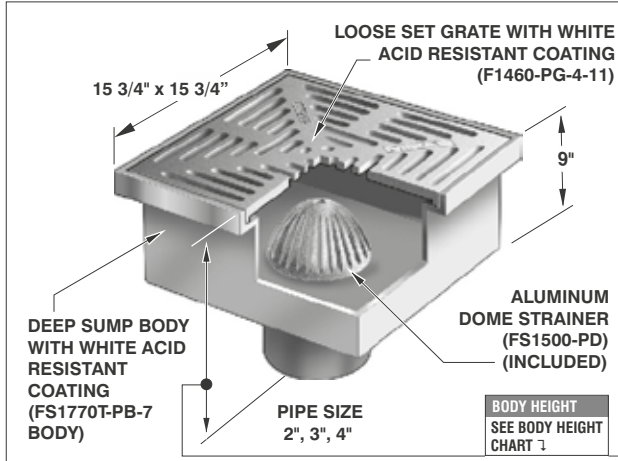
A.R.E. CAST IRON BODY WITH FULL GRATE & ALUMINUM DOME STRAINER

MODEL NUMBER	WT. Lbs	DESCRIPTION	A.R.E. LOOSE GRATE (STANDARD)	NICKEL BRONZE FRAME AND GRATE (-1)	STAINLESS STEEL FRAME AND GRATE (-3)
FS1762,3,4-FL	40.00	12" Round x 8" Deep w/flange	\$ 1863.00	\$ 2768.00	\$ 2768.00

FLOOR SINKS

FS1770 16" x 16" x 9" DEEP FLOOR SINK

FS1770



FS1770T (Transition Body) PARTS



Note: Specify outlet size and connection type.

(* Specify 150 for 1/2 grate, 175 for 3/4 grate or nothing for full grate

Dome strainer included with body.

Note: For Nickel Bronze grate and frame, specify -TA instead of -PG and specify -1 for Nickel Bronze

FS1770T BODY HEIGHT

PIPE SIZE	NO HUB STANDARD	PUSH ON (P)	INSIDE CAULK (X)	THREADED (T)	PVC (-30)	ABS (-31)
2"	*12"	*12 3/8"	*12 3/4"	*11 1/4"	*11 15/16"	*11 15/16"
3"	*12"	*12 3/8"	*12 3/4"	*11 5/8"	*12 3/4"	*12 3/4"
4"	*12"	*12 3/8"	*12 3/4"	*11 5/8"	*12 3/4"	*12 3/4"

*Indicates outlet size and connection available with transition outlet body only.

FS1770 BODY HEIGHT

PIPE SIZE	NO HUB STANDARD	PUSH ON (P)	THREADED (T)	INSIDE CAULK (X)
ALL	12"	12 3/8"	11 1/4"	12 3/4"

ACID RESISTANT COATED BODY WITH FULL GRATE & ALUMINUM DOME STRAINER

MODEL NUMBER	WT. Lbs	DESCRIPTION	ACID RESISTANT LOOSE GRATE (STANDARD)	NICKEL BRONZE (-1) OR STAINLESS STEEL (-3) FRAME + GRATE (VENEER)
FS1772,3,4	69.00	16" x 16" x 9" Deep with flange	\$3919.00	\$5024.00

FS1770 AND FS1770-FL OPTIONAL VARIATIONS:

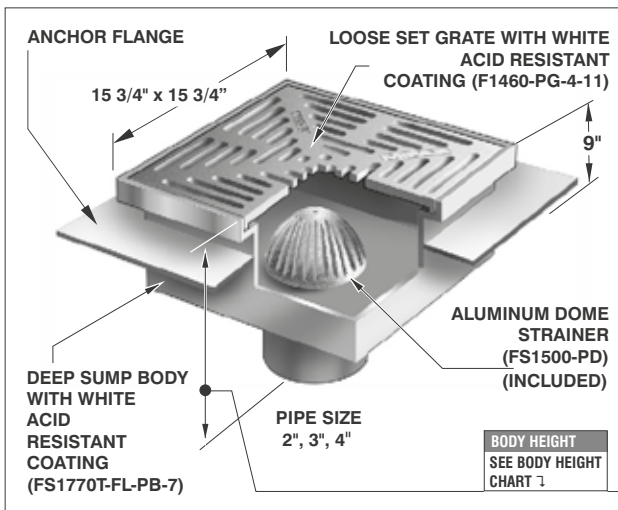
SUFFIX	DESCRIPTION	PRICE	SUFFIX	DESCRIPTION	LIST PRICE
-5	Sediment bucket (FS1770-PB)	\$ 750.00	-32	Deep seal trap (2", 3", 4" no hub) (MI-950 Series)	\$ 397.00
-6	Security screws (H-1039A, 4 pcs) (-1, -3 only)	\$ 131.00	-51	2 1/2" round center grate opening (-1, -3 only)	\$ 228.00
-7	Trap seal primer connection	\$ 175.00	-69	Stainless Steel Sediment bucket (FS1770-PB-3)	\$ 1328.00
-8	Backwater Valve (BV1250 Series) (2", 3", 4")	\$ 344.00	-83	Stainless Steel mesh over stainless steel bucket (add to S.S. Bucket)	\$ 852.00
-21	Secondary flat strainer (FD-9600 Series)	\$ 54.00	-90NH	No Hub Side Outlet (2", 3" or 4")	\$ 334.00
-22	Less Enamel Cast Iron grate (deduct)	-\$ 344.00	-150	Half grate	No Add
-22	Less Nickel Bronze grate (deduct)	-\$ 938.00	-175	3/4 grate	No Add
-22	Less Stainless Steel grate (deduct)	-\$ 938.00	-C	Membrane clamp (add to FS1770-FL only)	\$ 509.00
-30	PVC socket connection W/A.R.E. Body (2", 3", 4")	No Add	P	Push on outlet (2", 3" or 4")	No Add
-31	ABS socket connection W/A.R.E. body (2", 3", 4")	No Add	T	Threaded outlet (2", 3" or 4")	\$ 71.00
			X	Inside caulk outlet (2", 3" or 4")	No Add

FLOOR SINK STANDARD FUNNEL OPTIONAL VARIATIONS:

SUFFIX	DESCRIPTION	A.R.E.	NICKEL BRONZE (-1) STAINLESS STEEL (-3)	SUFFIX	DESCRIPTION	A.R.E.	NICKEL BRONZE (-1) STAINLESS STEEL (-3)
-F4	4" round funnel	\$ 161.00	\$ 382.00	-F6	6" round funnel	\$ 259.00	\$ 573.00
-G	4" x 9" oval funnel	\$ 150.00	\$ 797.00	-J	3" x 1" oval funnel	\$ 161.00	\$ 386.00

FS1770-FL 16" x 16" x 9" DEEP FLOOR SINK WITH FLANGE

FS1770-FL



FS1770T-FL (Transition Body) PARTS



Note: Specify outlet size and connection type.

(* Specify 150 for 1/2 grate, 175 for 3/4 grate or nothing for full grate

Dome strainer included with body.

Note: For Nickel Bronze grate and frame, specify -TA instead of -PG and specify -1 for Nickel Bronze

FS1770T-FL BODY HEIGHT

PIPE SIZE	NO HUB STANDARD	PUSH ON (P)	INSIDE CAULK (X)	THREADED (T)	PVC (-30)	ABS (-31)
2"	*12"	*12 3/8"	*12 3/4"	*11 1/4"	*11 15/16"	*11 15/16"
3"	*12"	*12 3/8"	*12 3/4"	*11 5/8"	*12 3/4"	*12 3/4"
4"	*12"	*12 3/8"	*12 3/4"	*11 5/8"	*12 3/4"	*12 3/4"

*Indicates outlet size and connection available with transition outlet body only.

FS1770-FL BODY HEIGHT

PIPE SIZE	NO HUB STANDARD	PUSH ON (P)	THREADED (T)	INSIDE CAULK (X)
ALL	12"	12 3/8"	11 1/4"	12 3/4"

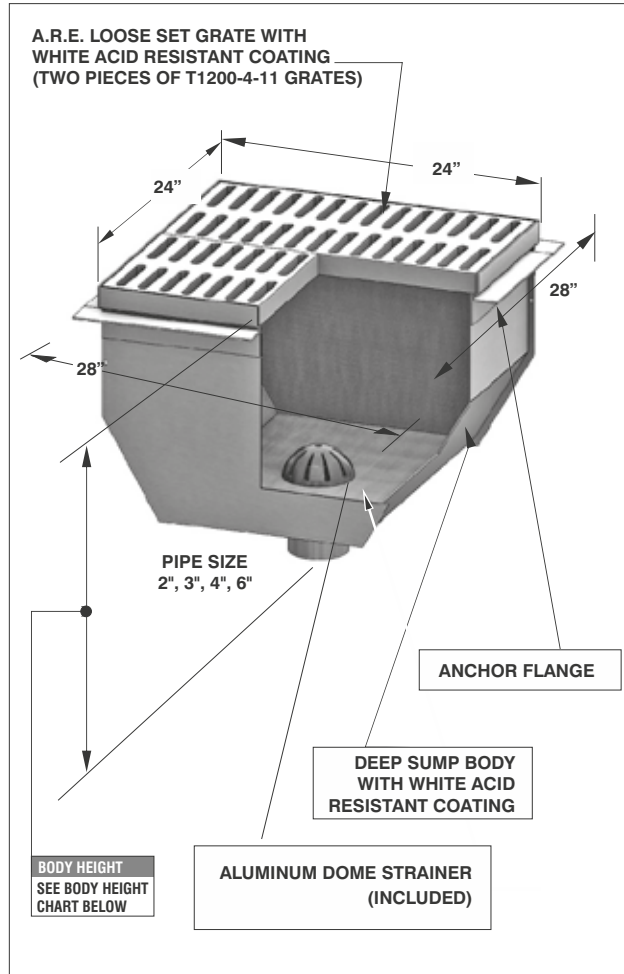
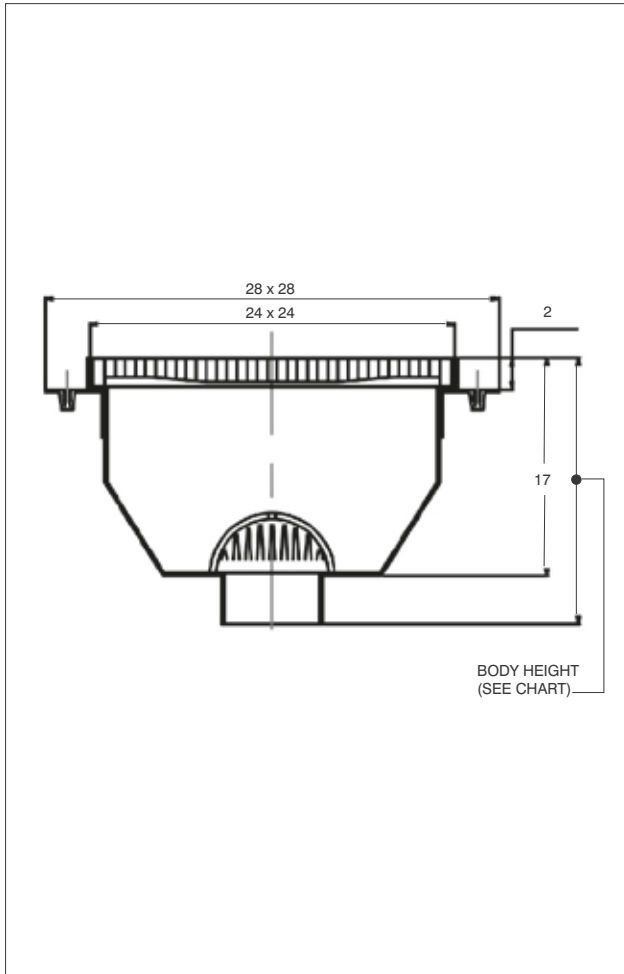
ACID RESISTANT COATED BODY WITH FULL GRATE & ALUMINUM DOME STRAINER

MODEL NUMBER	WT. Lbs	DESCRIPTION	ACID RESISTANT LOOSE GRATE (STANDARD)	NICKEL BRONZE (-1) OR STAINLESS STEEL (-3) FRAME + GRATE (VENEER)
FS1772,3,4-FL	69.00	16" x 16" x 9" Deep with flange	\$ 4249.00	\$ 5359.00

FLOOR SINKS

FS1790 24" x 24" x 17" DEEP FLOOR SINK

FS1790



FS1790 BODY HEIGHT					
PIPE SIZE	NO HUB STANDARD	PUSH ON (P)	THREADED (T)	INSIDE CAULK (X)	PVC (-30) ABS (-31)
ALL	18 1/2"	19 1/4"	17 1/2"	18 1/2"	18 3/4"

FS1790 OPTIONAL VARIATIONS:						
SUFFIX	DESCRIPTION	LIST PRICE	SUFFIX	DESCRIPTION	LIST PRICE	
-5	Sediment bucket (FS1790-SB-11)	\$ 1088.00	-32	Deep seal trap (2", 3", 4" no hub) (MI-950 Series)	\$ 397.00	
-6	Security screws (H-1039A, 4 pcs) (-1, -3 only)	\$ 130.00	-51	2 1/2" round center grate opening (-1, -3 only)	\$ 228.00	
-7	Trap seal primer connection	\$ 344.00	-69	Stainless Steel Sediment bucket (FS1790-SB-3)	\$ 1691.00	
-8	Backwater Valve (BV1250 Series) (2", 3", 4")	\$ 344.00	-83	Stainless Steel mesh over stainless steel bucket (add to S.S. Bucket)	\$ 1711.00	
-12	Galvanized body	\$ 871.00	-90NH	No Hub Side Outlet (2", 3" or 4")	\$ 334.00	
-13	Galvanized body and grate	\$ 1160.00	-150	Half grate	No Add	
-21	Secondary flat strainer (FD-9600 Series)	\$ 54.00	-175	3/4 grate	No Add	
-22	Less Enamel Cast Iron grate (deduct)	-\$ 851.00	-C	Membrane clamp	\$ 508.00	
-22	Less Stainless Steel grate (deduct)	-\$ 1446.00	P	Push on outlet (2", 3" or 4")	No Add	
-30	PVC socket connection W/A.R.E. Body (2", 3", 4")	No Add	T	Threaded outlet (2", 3" or 4")	\$ 71.00	
-31	ABS socket connection W/A.R.E. body (2", 3", 4")	No Add	X	Inside caulk outlet (2", 3" or 4")	No Add	

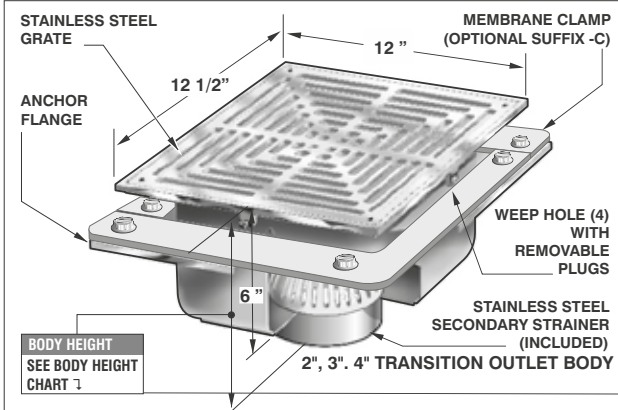
FLOOR SINK STANDARD FUNNEL OPTIONAL VARIATIONS:							
SUFFIX	DESCRIPTION	A.R.E.	NICKEL BRONZE (-1) STAINLESS STEEL (-3)	SUFFIX	DESCRIPTION	A.R.E.	NICKEL BRONZE (-1) STAINLESS STEEL (-3)
-F4	4" round funnel	\$ 161.00	\$ 382.00	-F6	6" round funnel	\$ 259.00	\$ 573.00
-G	4" x 9" oval funnel	\$ 150.00	\$ 797.00	-J	3" x 1" oval funnel	\$ 161.00	\$ 386.00

ACID RESISTANT COATED CAST IRON BODY WITH FULL GRATE & ALUMINUM DOME STRAINER				
MODEL NUMBER	WT. Lbs	DESCRIPTION	ACID RESISTANT LOOSE GRATE (STANDARD)	STAINLESS STEEL FRAME AND GRATE (VENEER) (-3)
FS1792,3,4,6	250.00	24" x 24" x 17" deep with flange	\$ 8610.00	\$ 11018.00

FLOOR SINKS

FS1920-FL 12" x 12" x 6" DEEP STAINLESS STEEL FLOOR SINK WITH FLANGE

FS1920-FL



FS1920T-FL-C-PB	FS1700-TA-(*)-(**)	A3-PG	A1-13 BODY
-----------------	--------------------	-------	------------

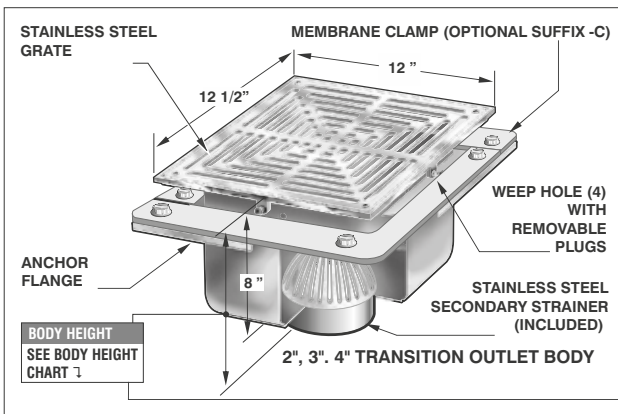
FS1700-TA-(*)-(**) { (*)specify 150 for 1/2 grate, 175 for 3/4 grate or nothing for full grate
(**)specify -1 or -3

STAINLESS STEEL BODY WITH FULL GRATE & STAINLESS STEEL SECONDARY STRAINER			
MODEL NUMBER	WT. Lbs	DESCRIPTION	FULL GRATE (STANDARD)
FS1922,3,4-FL	20.00	12" x 12" x 6" deep with flange	\$ 3389.00

FS1920-FL BODY HEIGHT					
PIPE SIZE	THREADED (T)	INSIDE CAULK (X)	PVC/ABS (-30-31)	NO HUB	PUSH ON (P)
2"	8 5/8"	10 1/8"	9"	9 3/8"	9 3/4"
3"	9"	10 1/8"	9 5/8"	9 3/8"	9 3/4"
4"	9"	9 7/8"	9 7/8"	9 1/2"	9 3/4"

FS1930-FL 12" x 12" x 8" DEEP STAINLESS STEEL FLOOR SINK WITH FLANGE

FS1930-FL



FS1930T-FL-C-PB	FS1700-TA-(*)-(**)	A3-PG	A1-13 BODY
-----------------	--------------------	-------	------------

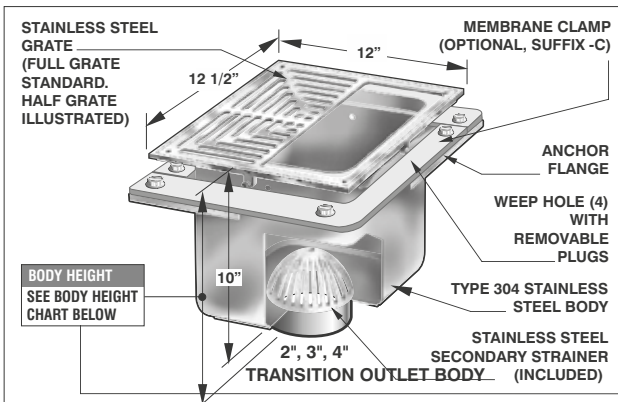
FS1700-TA-(*)-(**) { (*)specify 150 for 1/2 grate, 175 for 3/4 grate or nothing for full grate
(**)specify -1 or -3

STAINLESS STEEL BODY WITH FULL GRATE & STAINLESS STEEL SECONDARY STRAINER			
MODEL NUMBER	WT. Lbs	DESCRIPTION	FULL GRATE (STANDARD)
FS1932,3,4-FL	21.00	12" x 12" x 8" deep with flange	\$ 3543.00

FS1930-FL BODY HEIGHT					
PIPE SIZE	THREADED (T)	INSIDE CAULK (X)	PVC/ABS (-30-31)	NO HUB	PUSH ON (P)
2"	10 5/8"	12 1/8"	11"	11 3/8"	11 3/4"
3"	11"	12 1/8"	11 5/8"	11 3/8"	11 3/4"
4"	11"	11 7/8"	11 7/8"	11 1/2"	11 3/4"

FS1940-FL 12" x 12" x 10" DEEP STAINLESS STEEL FLOOR SINK WITH FLANGE

FS1940-FL



FS1940T-FL-C-PB	FS1700-TA-(*)-(**)	A3-PG	A1-13 BODY
-----------------	--------------------	-------	------------

FS1700-TA-(*)-(**) { (*)specify 150 for 1/2 grate, 175 for 3/4 grate or nothing for full grate
(**)specify -1 or -3

STAINLESS STEEL BODY WITH FULL GRATE & STAINLESS STEEL SECONDARY STRAINER			
MODEL NUMBER	WT. Lbs	DESCRIPTION	FULL GRATE (STANDARD)
FS1942,3,4-FL	21.00	12" x 12" x 10" deep with flange	\$ 3839.00

FS1940-FL BODY HEIGHT					
PIPE SIZE	THREADED (T)	INSIDE CAULK (X)	PVC/ABS (-30-31)	NO HUB	PUSH ON (P)
2"	12 5/8"	14 1/8"	13"	13 3/8"	13 3/4"
3"	13"	14 1/8"	13 5/8"	13 3/8"	13 3/4"
4"	13"	13 7/8"	13 7/8"	13 1/2"	13 3/4"

FLOOR SINKS

FS1920-FL, FS1930-FL and FS1940-FL OPTIONAL VARIATIONS:

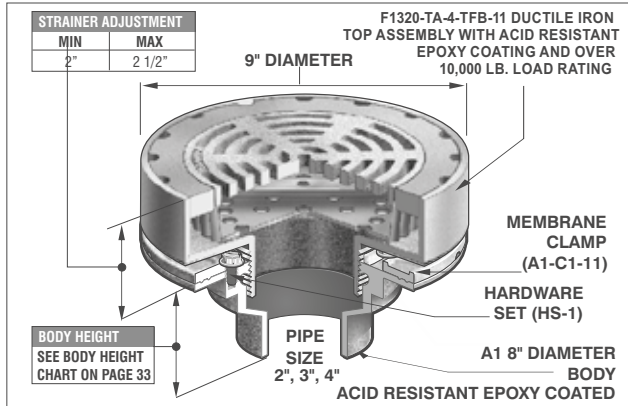
SUFFIX	DESCRIPTION	LIST PRICE	SUFFIX	DESCRIPTION	LIST PRICE
-5	Sediment bucket (FS1700-PB-3)	\$ 539.00	-51	2 1/2" round center grate opening	\$ 228.00
-6	Security screws (H-1039A, 4 pcs.) (-3 only)	\$ 70.00	-83	Stainless steel mesh screen over sediment bucket	\$ 429.00
-7	Trap seal primer connection	\$ 175.00	-150	Half grate	No Add
-8	Backwater Valve (BV1250 Series) (2", 3", 4")	\$ 344.00	-175	3/4 grate	No Add
-9	Hinged grate (see page 308)	\$ 317.00	-C	Membrane clamp	\$ 177.00
-21	Secondary flat strainer (FD-9604)	\$ 54.00	P	Push on outlet (2", 3", 4")	No Add
-22	Less grate (deduct)	\$ 443.00	T	Threaded outlet (2", 3", 4")	\$ 71.00
-28	Stainless steel A1 body outlet	\$ 414.00	X	Inside caulk outlet (2", 3", 4")	No Add
-30	PVC socket connection (2", 3", 4")	No Add	-Z	Extended wide flange on body (20" x 20" x 1/4" thick)	\$ 1217.00
-31	ABS socket connection (2", 3", 4")	No Add			
-32	Deep seal trap (2", 3", 4", no hub) (MI-950 Series)	\$ 397.00			

FLOOR SINK STANDARD FUNNEL OPTIONAL VARIATIONS:

SUFFIX	DESCRIPTION	STAINLESS STEEL (-3)	SUFFIX	DESCRIPTION	STAINLESS STEEL (-3)
-F4	4" round funnel	\$ 382.00	-F6	6" round funnel	\$ 573.00
-G	4" x 9" oval funnel	\$ 797.00	-J	3" x 1" oval funnel	\$ 386.00

FS1950 9" ROUND SHALLOW FLOOR SINK

FS1950



PARTS



(*) Denotes strainer finish (-1, -3 or -4)

ANSI/ASME RATING		
STRAINER	FREE AREA	LOAD RATING
F1320-TA-TFB-4-11	18.0 IN ²	OVER 10,000 lbs

*Add 3/8" to 9" Strainer Diameter and 3/16" to Strainer Height for NB or SS Veneer

A.R.E. CAST IRON BODY WITH FULL GRATE

MODEL NO.	WT. LBS.	DESCRIPTION	A.R.E. LOOSE GRATE (STANDARD)	NICKLE BRONZE FRAME & GRATE (-1)	STAINLESS STEEL FRAME & GRATE (-3)
FS1952,3,4	14	9" Round X 5" Deep	\$ 1157.00	\$ 1379.00	\$ 1379.00


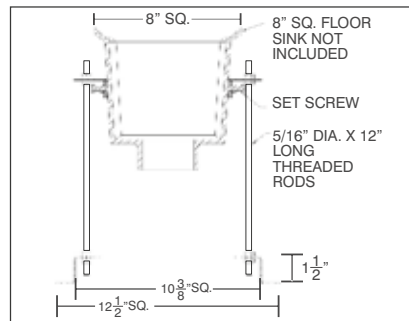
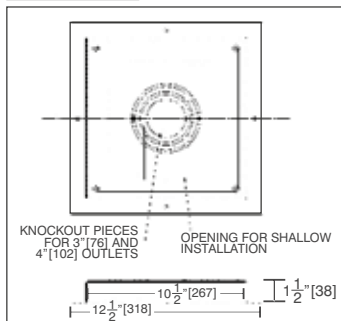
FS1950 OPTIONAL VARIATIONS:

SUFFIX	DESCRIPTION	LIST PRICE	SUFFIX	DESCRIPTION	LIST PRICE
-5	Sediment bucket (FS1750-PB)	\$ 207.00	-32	Deep seal trap (2", 3", 4" no hub) (MI-950 Series)	\$ 397.00
-6	Security screws (H-1039A, 4 pcs.) (-1, -3 only)	\$ 148.00	-51	2 1/2" round center grate opening (-1, -3 only)	\$ 228.00
-7	Trap seal primer connection	\$ 175.00	-69	Stainless steel sediment bucket (FS1750-PB-3)	\$ 488.00
-8	Backwater Valve (BV1250 Series) (2", 3", 4")	\$ 344.00	-83	Stainless steel mesh screen over stainless steel bucket (Add to S.S. bucket)	\$ 276.00
-21	Secondary flat strainer (FD-9600 Series)	\$ 54.00	-150	Half grate	No Add
-22	Less Enamel Cast Iron grate (deduct)	-\$ 175.00	-175	3/4 grate	No Add
-22	Less Nickel Bronze grate (deduct)	-\$ 191.00	-C	Membrane clamp	\$ 169.00
-22	Less Stainless Steel grate (deduct)	-\$ 191.00	P	Push on outlet (2", 3", 4")	No Add
-30	PVC socket connection W/A.R.E. Body (2", 3", 4")	No Add	T	Threaded outlet (2", 3", 4")	\$ 71.00
-31	ABS socket connection W/A.R.E. body (2", 3", 4")	No Add	X	Inside caulk outlet (2", 3", 4")	\$ No Add

FLOOR SINKS

FS1959 FLOOR SINK INSTALLATION STABILIZING PLATE – FOR 8" X 8" FLOOR SINKS

FS1959


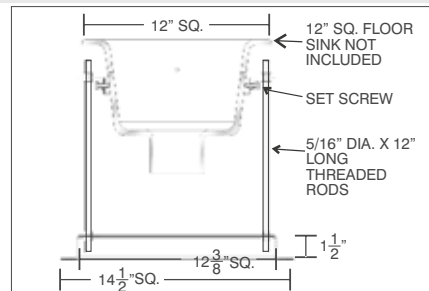
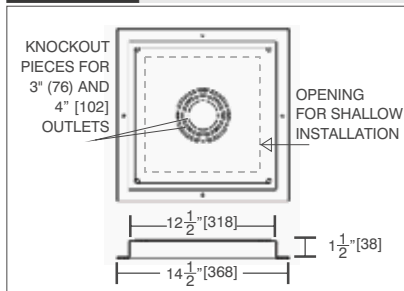


STABILIZING PLATE FOR 8" X 8" FLOOR SINKS

MODEL NO.	PIPE SIZE	PIPE OPENING DIAMETER	LIST PRICE
FS1959-2	2"	2 9/16"	\$ 161.00
FS1959-3	3"	3 11/16"	\$ 161.00
FS1959-4	4"	4 11/16"	\$ 161.00

FS1960 FLOOR SINK INSTALLATION STABILIZING PLATE - FOR 12" x 12" FLOOR SINKS

FS1960



MODEL NO.	PIPE SIZE	PIPE OPENING DIAMETER	LIST PRICE
FS1962	2"	2 9/16"	\$ 186.00
FS1963	3"	3 11/16"	\$ 186.00
FS1964	4"	4 11/16"	\$ 186.00

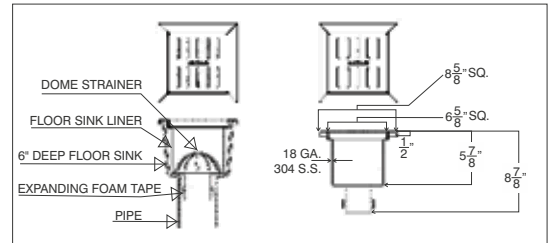
Description: MIFAB FS1960 Series of floor sink installation stabilization plate. They are manufactured from 16 gauge galvanized steel and painted with an acid resistant red epoxy coating. The plates are made with a variable pipe opening, four support stud holes and four nail holes. They can be used with MIFAB's 12" x 12" floor sinks.

FS1970 8" x 8" x 6" REPLACEMENT STAINLESS STEEL FLOOR SINK LINER

FS1970



Description: MIFAB FS1970 Series of Type 304 stainless steel floor sink replacement liner for 8" x 8" x 6" deep floor sinks. Manufactured with internal pipe gasket seal and light duty slotted loose set grate and aluminum dome strainer.



OPTIONAL VARIATIONS		
SUFFIX	DESCRIPTION	LIST PRICE
-5	Sediment Bucket (FS1500-PB)	\$ 179.00
-22	Less Stainless Steel grate (deduct)	(\$108.00)
-150	Half Grate	No Add
-175	Three Quarter Grate	No Add

MODEL NO.	PIPE SIZE	WT. Lbs.	FREE AREA	LIST PRICE
FS1972	2"	5	12.30"	\$ 1495.00
FS1973	3"	5	12.30"	\$ 1495.00
FS1974	4"	5	12.30"	\$ 1495.00

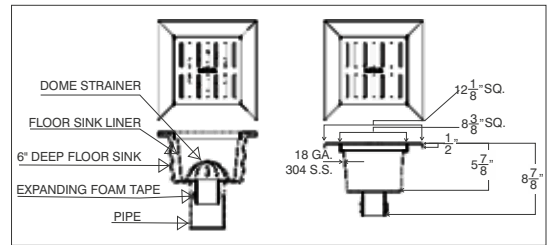
FS1980 12" x 12" x 6" REPLACEMENT STAINLESS STEEL FLOOR SINK LINER

FS1980

FLOOR SINKS



Description: MIFAB FS1980 Series of Type 304 stainless steel floor sink replacement liner for 12" x 12" x 6" deep floor sinks. Manufactured with internal pipe gasket seal and light duty slotted loose set grate and aluminum dome strainer.



OPTIONAL VARIATIONS		
SUFFIX	DESCRIPTION	LIST PRICE
-5	Sediment Bucket (FS1700-PB)	\$ 289.00
-22	Less Stainless Steel grate (deduct)	(\$134.00)
-150	Half Grate	No Add
-175	Three Quarter Grate	No Add

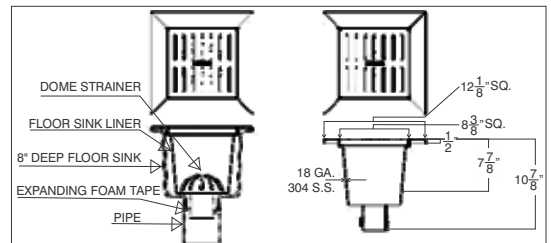
MODEL NO.	PIPE SIZE	WT. Lbs.	FREE AREA	LIST PRICE
FS1982	2"	6	22.00"	\$ 1802.00
FS1983	3"	6	22.00"	\$ 1802.00
FS1984	4"	6	22.00"	\$ 1802.00

FS1990 12" x 12" x 8" REPLACEMENT STAINLESS STEEL FLOOR SINK LINER

FS1990



Description: MIFAB FS1990 Series of Type 304 stainless steel floor sink replacement liner for 12" x 12" x 8" deep floor sinks. Manufactured with internal pipe gasket seal and light duty slotted loose set grate and aluminum dome strainer.



OPTIONAL VARIATIONS		
SUFFIX	DESCRIPTION	LIST PRICE
-5	Sediment Bucket (FS1700-PB)	\$ 289.00
-22	Less Stainless Steel grate (deduct)	(\$134.00)
-150	Half Grate	No Add
-175	Three Quarter Grate	No Add

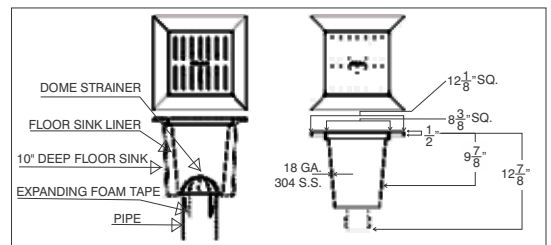
MODEL NO.	PIPE SIZE	WT. Lbs.	FREE AREA	LIST PRICE
FS1992	2"	7	22.00"	\$ 1935.00
FS1993	3"	7	22.00"	\$ 1935.00
FS1994	4"	7	22.00"	\$ 1935.00

FS2000 12" x 12" x 10" REPLACEMENT STAINLESS STEEL FLOOR SINK LINER

FS2000



Description: MIFAB FS2000 Series of Type 304 stainless steel floor sink replacement liner for 12" x 12" x 10" deep floor sinks. Manufactured with internal pipe gasket seal and light duty slotted loose set grate and aluminum dome strainer.



OPTIONAL VARIATIONS		
SUFFIX	DESCRIPTION	LIST PRICE
-5	Sediment Bucket (FS1700-PB)	\$ 289.00
-22	Less Stainless Steel grate (deduct)	(\$134.00)
-150	Half Grate	No Add
-175	Three Quarter Grate	No Add

MODEL NO.	PIPE SIZE	WT. Lbs.	FREE AREA	LIST PRICE
FS2002	2"	7	22.00"	\$ 2079.00
FS2003	3"	7	22.00"	\$ 2079.00
FS2004	4"	7	22.00"	\$ 2079.00

MI-HUB REGULAR SHIELDED NO HUB COUPLINGS

MI-HUB

NO HUB COUPLINGS				
MODEL NUMBER	SIZE	CARTON QTY	PALLET QTY	LIST PRICE
MI-HUB-150	1-1/2"	100	7,200	See current NH Price Book
MI-HUB-2	2"	100	6,300	
MI-HUB-2150	2"x1 1/2"	100	6,300	
MI-HUB-3	3"	100	3,200	
MI-HUB-32	3"x 2"	100	2,400	
MI-HUB-4	4"	100	2,400	
MI-HUB-42	4"x 2"	64	1,536	
MI-HUB-43	4"X 3"	64	1,536	
MI-HUB-5	5"	20	440	
MI-HUB-6	6"	25	875	
MI-HUB-8	8"	15	360	
MI-HUB-10	10"	12	60	
MI-HUB-12	12"	8	60	
MI-HUB-15	15"	4	32	

Note: Tighten bolts to 60 inch lbs. min./max torque.
Tested to maintain 4.3 p.s.i. maximum line pressure with 10' head.

See current NH No Hub Coupling Price Book for List Prices and discount structure of MI-HUB Series of No Hub couplings.



U.P.C. Approved



C.S.A. approved

Tested and certified to ASTM Standard #C1277-12 and ASTM Standard #C564-09a. All models are listed with IAPMO (U.P.C.), 5/16" driver required to tighten bolts. Tested by I.A.P.M.O. to comply to the CISPI 310-2010 and CSA B602-05 standards. Also tested and certified to the CAN/ULC S102.2 "Smoke Test".

MI-XHUB HEAVY DUTY SHIELDED NO HUB COUPLINGS

MI-XHUB

HEAVY DUTY SHIELDED NO HUB COUPLINGS				
MODEL NUMBER	SIZE	CARTON QTY	PALLET QTY	LIST PRICE
MI-XHUB-150	1-1/2"	60	2280	See current NH Price Book
MI-XHUB-2	2"	72	1728	
MI-XHUB-3	3"	24	912	
MI-XHUB-32	3"x 2"	24	576	
MI-XHUB-4	4"	24	576	
MI-XHUB-42	4"x 2"	43	576	
MI-XHUB-43	4"X 3"	43	576	
MI-XHUB-5	5"	27	324	
MI-XHUB-6	6"	27	324	
MI-XHUB-8	8"	15	180	
MI-XHUB-10	10"	9	108	
MI-XHUB-12	12"	5	60	
MI-XHUB-15	15"	4	32	

Note: Tighten bolts to 80 inch lbs. min. torque to 100 inch lbs. max. torque.
Tested to maintain 15 p.s.i. maximum line pressure with 10' head.

See current NH No Hub Coupling Price Book for List Prices and discount structure of MI-XHUB Series of No Hub couplings.



U.P.C. Approved



C.S.A. approved

NO HUB COUPLINGS

Tested and certified to ASTM Standard #C1540-11 and ASTM Standard #C564-09a. All models are listed with IAPMO U.P.C. and CSA approved with MIFAB's cUPC certification. 3/8" driver required to tighten bolts. Tested by I.A.P.M.O. to comply to the FM1680-1989 Standard (up to 10") Also tested and certified to the CAN/ULC S102.2 "Smoke Test".

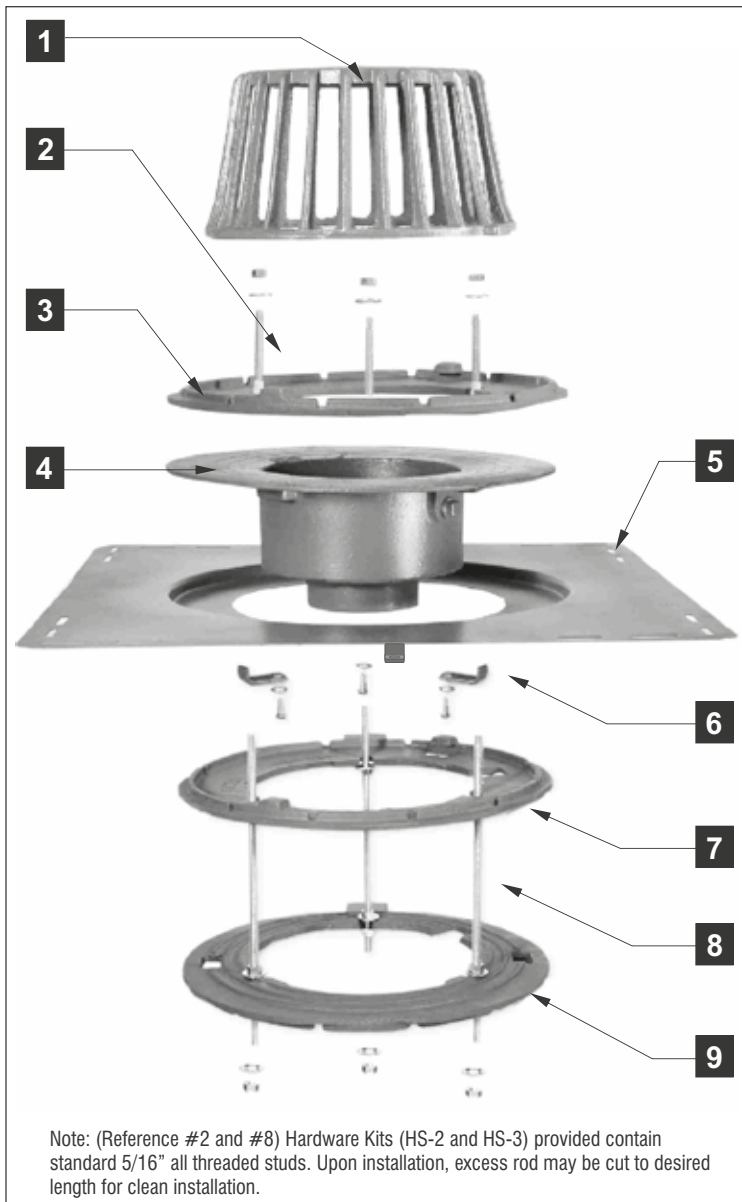
CROSS REFERENCE							
MIFAB	ANACO	CLAMP-ALL	FERNCO	HUSKY	IDEAL	MISSION	TYLER
MI-HUB	NH	-	NH	-	M8G	C	NH
MI-XHUB	-	Hi-Torq 125	HD	SD4000	H8G	HW	Wide Body

R1200 ROOF DRAIN COMMON PARTS

R1200

1. Dome strainer. 7 1/2" high. Cast iron part # A2-MD illustrated (suffix -M). Standard dome receiver is the A2-PD polydome. Manufactured with 125 Sq. inches of free area. Dome receiver is also available in a low profile aluminum design (part # A2-MDL-80, suffix -M-80), in a low profile rough bronze design (part # A2-MDL-81, suffix -81) and in a low profile aluminum design with stainless steel mesh screen assembled around the dome strainer (part # A2-SSD, suffix -83). All of the low profile dome strainers are 4 1/2" high. All of MIFAB's roof domes are engineered to lock underneath the tabs in the A2-C3 dome receiver for a secure fit. Specify suffix -6 to vandal proof secure any of the dome strainers to the A2-C3 dome receiver.
2. HS-2 hardware pack. 5/16" threaded rods, nuts and washers are required to assemble the A2-C3 dome receiver and membrane clamp to the A2 roof drain body.
3. A2-C3 dome receiver and membrane clamp. Serves to secure the roof dome to the assembly and also to clamp the waterproofing membrane to the top flange of the A2 roof drain body. Raised grooves on the underside of the A2-C3 match the recessed grooves in the top flange of the A2 body to ensure a sealing grip onto the waterproofing membrane.
4. A2 body. Designed with a 15" diameter flange and a narrower and deeper sump than any JaSaWaZ body to: a) allow the contractor to cut a smaller diameter penetration in the roof (to better maintain the structural integrity of the roof), b) provide more efficient drainage of water since the head pressure in the deep sump of the body when filled with water is greater than in a shallower sump and c) narrower diameter sump requires only three sets of hardware to secure the membrane clamp to the body, thereby saving the contractor 33% installation time compared to any JaSaWaZ roof drain. MIFAB's A2 bodies are available with no hub, push on, threaded, inside caulk, PVC, ABS and stainless steel outlet connections.
5. A2-BP bearing pan (sump receiver). Manufactured with galvanized steel and painted with a finish. Engineered to recess the top flange of the A2 body into the roof deck to ensure easy flow of water from the roof deck into the sump of the roof drain (suffix -B). Securing slots in each corner permit easy assembly to the roof deck. Shipped one piece per carton for easy handling in warehouses and on the jobsite.

ROOF DRAINS



Note: (Reference #2 and #8) Hardware Kits (HS-2 and HS-3) provided contain standard 5/16" all threaded studs. Upon installation, excess rod may be cut to desired length for clean installation.

The bearing pan should be specified with every roof drain to ensure a correct recessed installation of the roof drain into the roof deck unless the roof drain is required with an adjustable extension. In this case, the roof drain body is elevated off the deck, thereby eliminating the need for a bearing pan. This is a large cost savings compared to JaSaWaZ since their roof drain extension system always has the roof drain body installed into the deck, always requiring the use of the bearing pan.

6. HS-20 hardware pack. Three cast iron painted securing brackets, nuts and washers are shipped standard (no extra charge) packed inside every A2-BP carton. Designed to allow the contractor to assemble the bolts into the tappings on the underside of the A2 body flange, securing the A2-BP to the underside of the A2 body flange with the three cast iron brackets at the same time. The result is a roof drain secured to the A2-BP and also to the roof deck. This can eliminate the costly underdeck clamp and also the labor required to install the underdeck clamp.
7. A2-C3 adjustable extension ring. Installed on top of the roof deck. It is designed to elevate the roof drain body off the deck via the HS-3 hardware to accommodate the thickness of the insulation installed on top of the roof deck. This eliminates the use of any gaskets and o-rings (as required with the JaSaWaZ extension systems) that can cause leaks as the contrasting winter and summer weather causes expansion and contraction of gaskets and o-rings. Labor savings are also realized by the contractor with the simple MIFAB adjustable extension system (suffix -E).
8. HS-3 hardware pack. 5/16" threaded rods, nuts and washers are required to elevate the roof drain body off the deck to accommodate the thickness of the insulation installed on top of the roof deck. The HS-3 hardware threads into the tappings on the underside of the roof drain body.
9. A2-C3 underdeck clamp. It is installed underneath the roof deck and is engineered to "lock" the roof drain assembly into the roof deck, thereby reducing pipe vibration and potential damage. Can be eliminated when the MIFAB A2-BP sump receiver is installed with the unique HS-20 hardware pack as described above in point #6. (suffix -U).

POLYETHYLENE ROOFGUARD

MAKE ROOF DRAINS UNCLOGGABLE

APPLICATIONS:

* Ideal to replace existing roof drain domes on the roofs of schools, warehouses, factories, office buildings and any other building that has standing water on the roof due to clogged roof drain domes.

RoofGuard ELIMINATES STANDING WATER:

- Patented design increases surface area by up to 5x or more making a RoofGuard protected drain virtually uncloggable. RoofGuard SAVES \$\$
- RoofGuard works 24/7.
- Eliminates leaks and costly repairs caused by clogged drains.
- RoofGuard will replace any Roof Drain Dome Strainer up to 15" in diameter.
- Installation is fast, simple, and requires no tools.
- Removable Top allows easy access to drain and piping without detaching RoofGuard.

INSTALL IT:

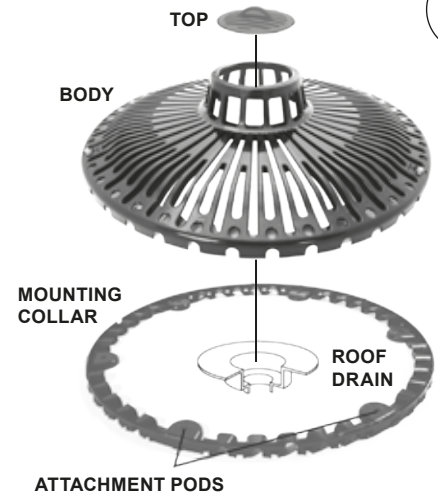
- Clean and remove all dirt, debris, and other loose material in area around the drain where RoofGuard is to be installed. After cleaning, if the area is wet dry it off removing as much moisture as possible.
- Remove and dispose of current drain dome strainer.
- Turn RoofGuard over and fill the Attachment Pods with an exterior adhesive such as Chemlink M-1 or equal. Make sure the Pods are completely full and overflowing with adhesive to properly bond.
- Turn RoofGuard over to install over the drain. Press firmly on top of the Attachment Pods to ensure good adhesion to the roof surface.

See Page 139 for complete roof drains with the RoofGuard

<p>Illustration of 6 pack polyethylene RoofGuard counter display. Part # RG2016DD-6</p> 	 <p>RoofGuard - Plastic scupper drain. Model # RG2016DG</p>	<p>See the current RoofGuard booklet for List Prices and discount structure for the RoofGuard products</p>
---	--	--

Model RG2016DD illustrated

U.S. Patent # D803992



DUCTILE IRON ROOFGUARD

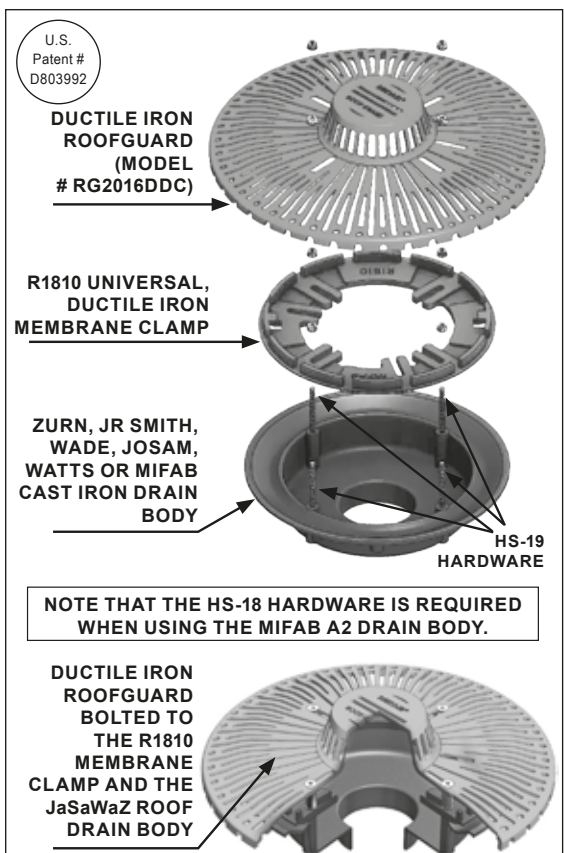
In applications where a ductile iron RoofGuard is preferred, MIFAB's model number RG2016DDC ductile iron RoofGuard is ideal.

APPLICATIONS:

*Ideal to replace existing roof drain domes on the roofs of schools, warehouses, factories, office buildings and any other building that has standing water on the roof due to clogged roof drain domes. The ductile iron RoofGuard ensures a long life. It is also positively bolted to the roof drain body and membrane clamp.

INSTRUCTIONS:

- Remove the existing roof drain dome and membrane clamp.
- Place the MIFAB R1810 cast iron universal membrane clamp ring onto the top of the existing MIFAB, Zurn, JR Smith, Wade, Josam or Watts body – taking care to ensure that the roof membrane is secured between the body and the universal membrane clamp. The universal design of the R1810 ensures that it will line up with the female threaded tappings of the existing ductile iron drain body.
- Use the MIFAB HS-19 hardware to bolt the R1810 to the top of the existing cast iron drain body. Note that the HS-18 hardware is required when assembling the ductile iron RoofGuard to the MIFAB A2 drain body.
- Place the cast iron RoofGuard (Model # RG2016DDC) onto the top of the R1810 universal clamp ring. Use the HS-19 hardware pack to secure the ductile iron RoofGuard to the R1810 universal membrane clamp.



MIFAB Roof Drain Selection Guide

The object of equipping a roof drain with an adjustable top via its adjustable extension is to place the top or inlet of the drain at the right height above structural deck level to accommodate various thicknesses of insulation. This avoids the necessity of tapering or feathering the insulation layer down to the fixed body flange level of the drain causing a loss of insulation value at the drain location. MIFAB ACCOMPLISHES THE ADJUSTMENT BY INSTALLING A DECK FLANGE ONTO THE ROOF DECK AND SUPPORTING THE ROOF DRAIN BODY FLUSH OR SLIGHTLY BELOW THE MEMBRANE LEVEL (ABOVE THE INSULATION) UTILIZING THE HS-3 HARDWARE SET. A DECK CLAMP (SUFFIX -U) IS SECURED BENEATH THE DECK ON THE SAME HARDWARE TO ENSURE A RIGID INSTALLATION.

IN ALL CASES, THERE IS NO USE OF GASKETS OR MASTIC COATINGS. THIS PRECLUDES THE POSSIBILITY OF ANY LEAKAGE DUE TO BACK-UP IN THE DRAINAGE SYSTEM AS A RESULT OF SURCHARGE OR BLOCKAGE.

On Promenade decks, a collar with a cam provides finite adjustment, with the collar being secured by three locking screws to the body of the roof drain. A similar system is used with the R1200-HC in IRMA (Inverted Membrane) systems. You do achieve the precise height with MIFAB roof drains with a minimum of effort. Moreover, MIFAB roof drains provide flexibility in top height often necessary to overcome construction irregularities impossible to compensate for with fixed extension drains.

ROOF DRAINS

LOCKING DOME

Once in place stays in place to provide positive protection for the roof drain and drainage system entrance. The vertical perimeter openings provide sufficient free drainage area, in compliance with codes and standards, for prompt and efficient drainage of the roof while protecting the system against entrance of potentially damaging objects. With the open or free area on top, which is merely for flood conditions, the dome has a total free area in excess of 125 square inches.

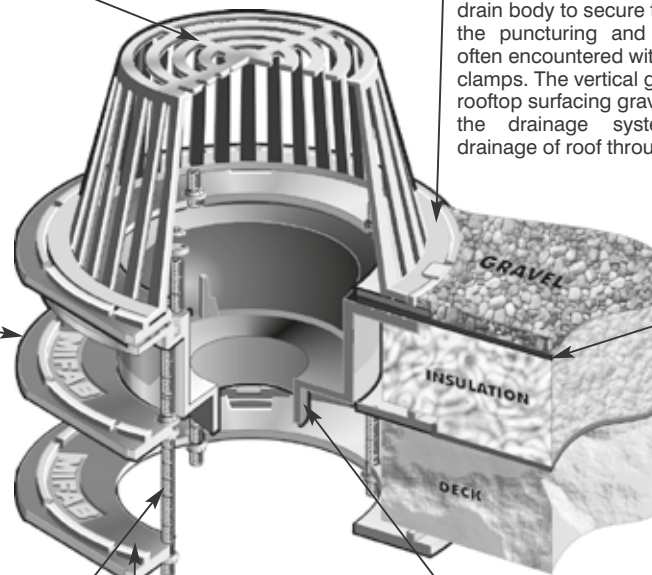
ADJUSTABLE EXTENSION DECK FLANGE (SUFFIX -E)

Adjustable extension is placed on the structural deck level to accommodate various thicknesses of insulation, thereby avoiding the necessity of tapering or feathering the insulation layer down to the fixed body flange level of the drain causing a loss of insulation value at the drain location. MIFAB accomplishes the adjustment by installing a deck flange onto the roof deck and supporting the roof drain body flush or slightly below the membrane level (above the insulation) utilizing the HS-3 hardware set. A Deck clamp (suffix -U) is secured beneath the deck on the same hardware to ensure a rigid installation.

HARDWARE SET (HS-3)

COMBINED FLASHING CLAMP AND GRAVEL STOP

Features a broad clamping area with ridges that match grooves in the flange of the roof drain body to secure the membrane without the puncturing and troublesome wrinkling often encountered with so-called locking type clamps. The vertical gravel stop prevents rooftop surfacing gravel from washing into the drainage system while permitting drainage of roof through the V-type weirs.



R1200-EU (ILLUSTRATED)

BODY

This basic component made of cast gray iron of commercial drainage fitting quality features a wide top entrance and support flange with large contoured deep sump for optimum flow of water into the roof drainage system.

UNDERDECK CLAMP (SUFFIX -U)

Serves to unite roof drain and roof deck in a common bond through a vise-like compression principle that assures a positive permanent installation. The deck is sandwiched between the drain flange, or sump receiver and the underdeck clamp to preclude membrane or flashing rupture that could occur if the underdeck clamp is not utilized.

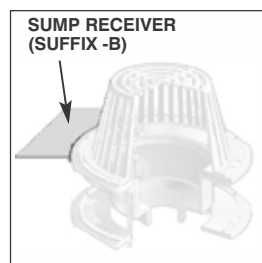
MIFAB Roof Drain Selection Guide (Cont'd)

Roof drains and accessories combine to form the upstream or entrance terminals of the roof drainage system and as such play a key role in the success or failure of the system. Sizing and placement of roof drains are thoroughly covered in the next section of this catalog. However, prior to sizing and placement of drains, there are certain basic roof design factors that must be considered when selecting and specifying the proper roof drains and accessories for the job. Even though all roofs serve the same basic purpose of protecting the building and its contents from the elements, their design, composition, construction and drainage requirements do vary. Accordingly, when the specifications for the roof drains and accessories are developed, it is of vital importance that all design factors of the roof be addressed and reflected in the products specified to ensure a trouble free, successful installation. Also, insistence upon compliance with the specifications is essential, for departure there could result in a substandard roof drain installation potentially doomed to ultimate failure. Basic roof design factors for consideration with recommended drainage products follow.

ROOF DECKS

ROOF DRAIN SUPPORT SUMP RECEIVERS

Roof decks, owing to the broad range of types and materials of construction, provide perhaps the greatest challenge to the specifier in his quest for the proper method of roof drain support for installation in a given deck. Unless the drain is being installed in a poured concrete deck with drain in place completely surrounded and supported by the deck it will be necessary to provide a deck opening in which to set the drain. It is when such openings are required that drain support becomes the foremost consideration. Even though minimum deck openings are recommended in this catalog for each drain and maximum openings are stated based on the



drain's outside sump diameter, maintenance of the actual opening size within the range cannot always be assured. Therefore, a sump receiver, sometimes called drain receiver should be specified with the drain to compensate for deck opening irregularities and provide proper support for the drain. The sump receiver is simply a thin steel ring with a wide, flat flange and depressed center opening into which the roof drain body flange fits, supported by the lip of the opening. In addition to easing the deck opening tolerance requirements, the sump receiver helps to distribute the weight of the drain over a broader surface of the deck. **By placing the top of the drain flange at deck level where it should be, the sump receiver helps to avoid the dam-like effect created when the drain flange rests on top of the deck opening. Specify Suffix -B**

ROOF DECKS

ROOF DRAIN SECURING UNDERDECK CLAMPS

Proper roof drain support having been resolved through employment of the sump receiver, it becomes necessary to consider a practical method of securing the drain to the deck. If the drain is not in a "poured-in-place," thus secured, installation of an auxiliary securing means must be provided. The most effective and positive means available in response to this requirement is the underdeck clamp (suffix -U). With the drain in place and the sump receiver on top of the deck, the underdeck clamp of circular configuration, surrounding the drain and connected piping, is brought to bear against the bottom of the deck and drawn tightly in place with hardware provided. This in effect sandwiches the deck into a positive union with the drain. Thus secured into place, the roof drain becomes an integral component of the deck with assurance of installation stability and optimum performance in its role as entrance terminal of the roof drainage system. **Specify Suffix -U**



MIFAB Roof Drain Selection Guide (Cont'd)

ROOF DECKS

EXPANSION AND CONTRACTION EXPANSION JOINTS

Expansion and contraction, primarily caused by alternating hot and cold environmental conditions, are of particular concern with roof decks and topping materials. Accordingly, these opposing reactions are compensated for in the roof structure by strategically located expansion joints which yield to maintain integrity of the roofing system. Equally important in the preservation of integrity of the roofing system is the roof drain's connection to the drainage piping system. This must permit the drain, an integral component of the roof, to move with the roof during the expansion and contraction process without rupture of either the connection or the watertight bond of drain to roof. In response to this requirement, horizontal offsets in leader piping immediately below the drain connection, which provide a swing joint effect, are employed as are in some cases a side outlet. When bottom outlet roof drains are selected, flexible expansion joints should be used to compensate for expansion and contraction of the roof if the leader cannot be horizontally offset. **Specify Series R1900 Vertical Expansion Joints.**

ROOF DRAINS

APPLIED INSULATION ROOF DRAINS WITH ADJUSTABLE EXTENSION (DECK FLANGE)

The insulation layer, which is normally applied over the structural deck, merits consideration in the selection and specification of the roof drains.

A common practice has been to feather or taper the insulation layer down to meet the drain top at the structural deck level.

This creates a sump surrounding the drain into which roof topping materials are brought for bonding with the drain flange by means of the flashing clamp. Such sumps, or roof depressions at the drains, even though favored by some designers for their positive drainage aspects, have a downside as receptacles for debris with adverse effects to drainage and potential premature failure of the



R1200-EU (ILLUSTRATED)

drain-roof bond. To avoid these potential problems, an adjustable extension is placed on the structural deck level to accommodate various thicknesses of insulation. This avoids the necessity of tapering or feathering the insulation layer down to the fixed body flange level of the drain causing a loss of insulation value at the drain location. MIFAB accomplishes the adjustment by installing a deck flange and supporting the roof drain body flush or slightly below the membrane level utilizing the HS-3 hardware set.

Specify Suffix -E.

PARAPETS

ROOF PERIMETER PROJECTIONS DRAINAGE

Parapets, normally building outer wall projections above roof elevation, serve important functions in building structure and architectural aesthetics. Parapets also act as barriers against water being swept off the roof during storms, a potentially hazardous condition to passersby and to the building walls themselves. However as an adjunct to the primary roof drainage system, drainage through the parapets at their roof level base or at a predetermined overflow elevation through proper drains or scuppers is recommended, for parapet base-roof level drainage. **Specify Series R1300 or R1320 and for overflow drainage specify Series R1940.**

ROOF DECKS (IRMA)

INSULATED MEMBRANE ROOF DRAINS WITH EXTENSION BALLAST GUARD

The increased popularity of insulated roof membrane assembly (IRMA) type roof construction, sometimes referred to as inverted roof construction (because the membrane is under the insulation layer) has led to the development of roof drains equipped with ballast guards. The primary object of insulating the membrane is to protect it from damaging weather conditions thereby prolonging its integrity. In the insulated roof membrane assembly, the waterproof membrane is applied directly to the structural deck surface. Then specially designed insulation planks with drainage grooves are set in place on top of the membrane. Above this, a percolation layer of aggregate gravel is applied to secure the insulation, while permitting efficient

MIFAB Roof Drain Selection Guide (Cont'd)

drainage away from the surface. With this arrangement of layers, rainfall quickly percolates through the gravel to the surface of the insulation layer from where over 90 percent gravitates to the roof drain and the balance finds its way between the insulation planks via the grooves to the roof drain. Thus with the bulk of the water arriving at the drain well above waterproof membrane elevation it is desirable to provide a ballast guard on the drain above structural deck level to screen out the undersized aggregate gravel that is carried through the gravel layer with the flowing water. Roof drains equipped with ballast guards are ideally suited for this application and should be specified for installation in all insulated roof membrane assembly type roofs. There are basically two schools of thought as to the proper location of the dome on ballast guard equipped roof drains. One suggests it be in its normal position assembled to the flashing clamp at structural deck level with the ballast guard surrounding the dome making for a dome recessed drain assembly. The other option is to place the dome and its retaining ring on top of the ballast guard at the surface of the aggregate gravel layer. The decision as to which type to specify remains with the engineer, as either type will function satisfactorily for the purpose intended.



R1200-HC (ILLUSTRATED)

ROOF DECKS ROOF DRAINS WITH WATER DAM


Sometimes, roofs are designed to contain a predetermined amount, thus depth, of water at all times for various reasons. Roof drains for installation in such roofs are equipped with a watertight open top collar either internal or external of the dome, with its flood level at the prescribed elevation above deck to serve as a dam to retain and maintain the desired amount of water on the roof. Excess water, treated for drain sizing purposes as rainfall, floods over the dam and is discharged into the roof drainage system in the normal manner. Specify suffix -R or -W.



R1200-R (ILLUSTRATED)

ROOF DECKS OVERFLOW DRAINAGE

Most codes require that an overflow system be installed in the event of a blockage or surcharge of the main storm drain system. This may be accomplished by installation of scupper drains (R1300T) with downspout nozzles (R1940). Another method to meet the code requirement is install a completely separate roof drain with external water dams (R1200-R) or internal standpipes (R1200-W). MIFAB has also developed a combination primary and secondary roof drain in one unit requiring a single deck opening. Specify R1150 Series or R1270 Series.



R1150 (ILLUSTRATED)



ROOF DECKS GUTTER AND BALCONY DRAINAGE GUTTER DRAINS

Drainage requirements for gutter and small roof areas, such as balconies and the like, are handled by small compact roof drains referred to as gutter drains. Such drains, owing to their compact size, can readily be installed in confined locations which otherwise may not be properly drained. Specify Series R1400 through R1420.

ROOF DRAIN EXTENSION SYSTEM – WITH BODY ON TOP OF DECK

The typical MIFAB roof drain extension system is made with the -EU suffix (see pages 118 and 119 for an overview of this). Some contractors prefer to adjust the A2 body height above the deck with the A2-BP sump receiver (installed upside down) and the A2-C3 membrane clamp placed on top of the upside down A2-BP. The HS-3 hardware rods push the A2 body above the deck to the insulation height required. The HS-20 brackets and hardware bolt the A2-BP to the A2 body.

The HS-3 hardware rods are tightened to the HS-20 brackets with nuts and washers and extend up into the underside tappings of the A2 body flange. The benefit is that the entire system can be put together on the ground and then simply placed over the hole on the roof – saving labor.



MIFAB Rainfall Considerations for Roof Drains

Flat roof drainage is accomplished through a system of roof drains, vertical leaders, and horizontal storm drains sized and located in accordance with established criteria in conformance with local plumbing and building codes. Therefore, when considering the design of a roof drainage system, it is recommended that local code authorities be consulted regarding the rainfall rate acceptable in their jurisdiction for design purposes. National rainfall rate information is provided in the chart below, listing rainfall rates in millimeters per hour for selected cities.

When the rainfall rate for the locale of the project has been resolved, sizing of the roof drains, leaders and horizontal drainage piping can proceed.

Rainfall Rates for Selected Cities (inches per hour)

Based on a storm of one hour duration and a 100 year return period.
Source: Environment Canada-National Climate Data and Information Archive

ALABAMA		IDAHO		MICHIGAN		NORTH CAROLINA		TEXAS	
Birmingham	3.8	Boise	0.9	Alpena	2.5	Asheville,	4.1	Abilene	3.6
Huntsville	3.6	Pocatello	1.2	Detroit	2.8	Charlotte	3.7	Amarillo	3.5
Mobile	4.6	ILLINOIS		Escabana	2.4	Greensboro	3.5	Brownsville	4.5
Montgomery	4.2	Cairo	3.3	Grand Rapids	2.8	Raleigh	3.7	Corpus Christi	4.5
ALASKA		Chicago	3.0	Lansing	2.8	Wilmington	4.2	Dallas	4.0
Fairbanks	1.0	Peoria	3.1	Marquette	2.4	NORTH DAKOTA		El Paso	2.4
Juneau	0.6	Springfield	3.3	Sault Ste. Marie	2.2	Bismarck	2.8	Houston	4.6
ARIZONA		INDIANA		MISSISSIPPI		Fargo	3.2	Lubbock	3.3
Flagstaff	2.4	Evansville	3.2	Biloxi	4.7	Grand Forks	3.0	Odessa	3.2
Nogales	3.1	Fort Wayne	2.9	Columbus	3.9	Williston	2.6	San Antonio	4.2
Phoenix	2.5	Indianapolis	3.1	Jackson	4.0	OHIO		Tyler	3.9
Yuma	1.6	South Bend	3.0	Natchez	4.4	Cincinnati	3.0	UTAH	
ARKANSAS		Terre Haute	3.2	MISSOURI		Cleveland	2.8	Cedar City	1.6
Fort Smith	3.6	IOWA		Columbia	3.3	Columbus	2.8	Salt Lake City	1.3
Little Rock.	3.7	Burlington	3.3	Kansas City	3.6	Toledo	2.8	VERMONT	
Texarkana	3.8	Davenport	3.3	St. Louis	3.3	Youngstown	2.7	Brattleboro	2.5
CALIFORNIA		Des Moines	3.5	Springfield	3.4	Zanesville	2.8	Burlington	2.2
Barstow	1.4	Dubuque	3.3	MONTANA		OKLAHOMA		VIRGINIA	
Crescent City	1.5	Sioux City	3.6	Billings	1.9	Oklahoma City	3.8	Bristol	2.7
Fresno	1.1	KANSAS		Havre	1.6	Tulsa	3.8	Charlottesville	2.9
Los Angeles	2.1	Atwood	3.3	Helena	1.5	OREGON		Norfolk	3.4
Needles	1.6	Dodge City	3.4	Missoula	1.3	Medford	1.4	Richmond	3.3
Sacramento	1.6	Topeka	3.7	NEBRASKA		Pendleton	1.0	Roanoke	3.2
San Diego	1.3	Wichita	3.7	Grand Island	3.5	Portland	1.3	WASHINGTON	
San Francisco	1.5	KENTUCKY		Omaha	3.8	PENNSYLVANIA		Bellingham	1.1
COLORADO		Ashland	3.0	Sidney	3.2	Erie	2.6	Seattle	1.1
Denver	2.4	Bowling Green	3.2	Valentine	3.2	Harrisburg	2.8	Spokane	1.0
Durango	1.8	Lexington	3.1	NEVADA		Philadelphia	3.1	Yakima	1.0
Grand Junction	1.7	Louisville	3.2	Carson City	1.1	Pittsburgh	2.6	WEST VIRGINIA	
Pueblo	2.5	Middlesboro	2.8	Elko	1.0	Scranton	2.7	Charleston	2.8
CONNECTICUT		Paducah	3.3	Las Vegas	1.5	Williamsport	2.6	Elkins	2.7
Hartford	2.7	LOUISIANA		NEW HAMPSHIRE		RHODE ISLAND		Parkersburg	2.8
New Haven	2.8	Baton Rouge	4.8	Berlin	2.5	Providence	2.6	WISCONSIN	
DELAWARE		Lake Charles	4.7	Claremont	2.5	SOUTH CAROLINA		Ashland	2.5
Georgetown	3.0	New Orleans	4.8	Portsmouth	2.4	Charleston	4.3	Eau Claire	3.0
Wilmington	3.1	Shreveport	3.9	NEW JERSEY		Columbia	4.0	Green Bay	2.5
DISTRICT OF COLUMBIA		MAINE		Atlantic City	3.0	Greenville	4.2	La Crosse	3.1
Washington	3.2	Bangor	2.2	Newark	3.1	SOUTH DAKOTA		Madison	3.0
FLORIDA		Caribou	2.0	Trenton	3.1	Aberdeen	3.3	Milwaukee	3.0
Jacksonville	4.3	Portland	2.4	NEW MEXICO		Pierre	3.2	WYOMING	
Key West.	4.3	MARYLAND		Albuquerque	2.0	Rapid-City	2.9	Casper	1.9
Miami	4.7	Baltimore	3.2	Hobbs	3.0	Sioux Falls	3.6	Cheyenne	2.2
Pensacola	4.6	Hagerstown	2.8	Las Cruces	2.0	TENNESSEE		Rock Springs	1.3
Tampa	4.5	Salisbury	3.1	Santa Fe	2.0	Chattanooga	3.5	Sheridan	1.7
GEORGIA		MASSACHUSETTS		NEW YORK		Knoxville	3.2	Yellowstone Park	1.4
Atlanta	3.7	Boston	2.5	Albany	2.6	Memphis	3.7		
Macon	3.9	New Bedford	2.6	Binghamton	2.3	Nashville	3.3		
Savannah	4.3	Pittsfield	2.8	Buffalo					
Thomasville	4.3	Springfield	2.7	2.3New York	3.0				
HAWAII				Syracuse	2.3				
Hilo	6.2			Watertown	2.2				
Honolulu	3.0								

Sizing and Placement of MIFAB Roof Drains

As a first step in the sizing procedure it will be necessary to determine the quantity and placement of the drains required for the roof. Even though there are a number of opinions regarding roof areas that can be effectively drained by one drain, it is recognized that for minimized ponding with adequate drainage, two roof drains are required for roof areas of 10,000 square feet or less, and at least one drain is required per 10,000 square feet of area for larger roofs. Individual judgement will be necessary when considering quantity and placement of drains on roofs where shape and size of sections may require departure from the 10,000 square feet per drain recommendation. In the replacement of drains, uniform distribution is desirable for proper roof drainage. Locating drains within 50 feet of the roof perimeter and no more than 100 feet apart is acceptable practice. Also, careful consideration of roof structural members, dividers, expansion joints, and other projections including rooftop equipment is essential in planning the roof drainage system for adequate drainage of each area of the roof. Consultation with the architect and structural engineer regarding roof details is recommended.

RAINFALL CONVERSION: INCHES PER HOUR TO GPM

For sizing purposes, rainfall-which is expressed in inches per hour, (in the following calculation) - is converted to gallons per minute per square foot of roof area. A one (1) inch per hour rainfall converts to .0104 GPM per square foot. For any given rainfall, multiply the inches per hour by .0104 to arrive at the GPM per square foot of roof area. Then multiply that figure by the square feet of roof area to be drained to arrive at the total gallons per minute to be handled by the drainage system. For example: consider a 4-inch per hour rainfall on a 10,000 square foot roof: **0.0104 x 4 x 10,000 = 416 GPM**

NOTE: Stated flow rates for roof drains are based on particular test piping configurations and dimensions. The effects of other piping configurations and dimensions on the actual system flow rate shall be evaluated by, and is the responsibility of, the system designer/engineer.

NOTE: For areas that follow the 2015 IPC, please refer to page 124 for additional roof drain sizing requirements.

Roof Drain Sizing: Other Considerations

OVERFLOW DRAINAGE

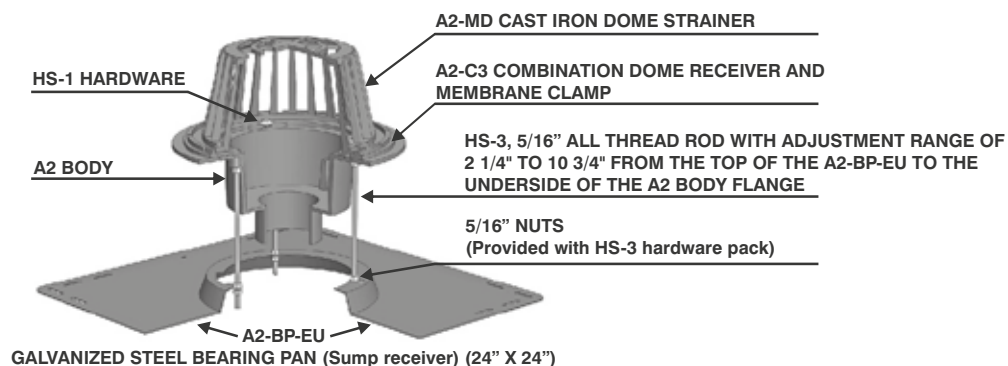
Overflow scuppers and drains, as essential components of the overloading of roof structures. They must be installed in conformance with local codes. Generally, scuppers are installed in adjacent parapet walls no more than 5 inches above the low point of the roof at a ratio of at least one scupper per 20,000 sq. ft. of roof area. Overflow drains of the same size as the roof drains having above roof inlet elevation as specified by code, connected to drain lines independent from the roof drains, may be installed in lieu of scuppers. Roof drainage system, are employed to prevent potentially damaging.

VERTICAL WALLS

Finally, vertical walls that project above and permit storm water to drain on the roof area to be drained must be considered when planning the roof drainage system. An acceptable rule to follow in sizing roof drains, leaders, and horizontal drainage piping is to add one half of the area of any vertical wall that diverts rainwater to the roof to the projected area of that roof. By multiplying the area thus obtained by the GPM/sq. ft. conversion of inches per hour rainfall, the new total GPM discharge requirement is determined for the roof.

A2-BP-EU Roof Drain Extension System – With Body on top of Deck

The typical MIFAB roof drain extension system is made with the -EU suffix (see pages 118 and 119 for an overview of this). Some contractors prefer to adjust the A2 body height above the deck with the A2-BP-EU sump receiver. The A2-BP-EU is bolted to the top of the roof deck through the four slots in each corner of the A2-BP-EU. The HS-3 all thread rods are connected to the top, raised center part of the A2-BP-EU with nuts and washers provided within the HS-3 hardware pack and then can be adjusted to extend the A2 body above the roof deck to accommodate the insulation thickness. The HS-3 threads into tapped bosses that are located on the underside of the A2 body flange. The advantage of using the A2-BP-EU system is that all adjustments to meet the insulation thickness are made above the roof deck. Also, there is no need for an underdeck clamp because the A2-BP-EU is bolted to the roof deck and the A2 body is securely bolted to the top of the A2-BP-EU. The List Price of the A2-BP-EU is \$343.00. The HS-3 hardware pack is not included and needs to be ordered separately.



MIFAB Roof Drain Selection Guide (Cont'd)

ROOF DECKS VENT STACKS VENT CAPS

Even though vent stack and stack vent terminals extending above roof deck level are components of the sanitary drainage system of the building, they are included for consideration in this section because of roof penetration and roof level maintenance requirements. Vents maintain the air-hydraulic balance of the building's sanitary drainage system and in serving that purpose must be maintained open for positive circulation; i.e., the escape of gas and intake of fresh air. Because of the vent terminals exposure to the elements above the roof, it is vulnerable to fouling by various means-leaves, twigs, bird nests, etc., that somehow have a tendency to become lodged therein. To preclude this undesirable condition protective vent caps that permit free circulation of air while protecting the vent terminal against fouling are recommended.

Specify Series R1940.

ROOF DECKS VANDALISM VANDAL PROOFING

Because of their "out of building" rooftop location, the exposed components of the roof drainage system, particularly roof drain domes and grates, are subject to vandalism. This is especially true on roofs having easy access. Domes are occasionally removed and at times flung over the roof edge to the detriment of any unfortunate person below. Also, drains congested with debris are rendered useless. To avoid these unlawful damaging circumstances, vandal proofing of roof drain domes and grates is recommended. Vandal proofing is accomplished by securing these components to their fixed mating parts with vandal proof screws or bolts which require special tools, available only to authorized maintenance personnel, for application and removal.

Specify Suffix -6.

Introduction Controlled Flow Roof Drainage

In the early 1960's, the pervasive industrialization of the post war boom lead to a new problem for plumbing engineers. As more industrial parks, malls, entertainment facilities, factories and warehousing were built, the load on the local storm sewer system due to extensive paved areas surrounding these buildings for parking as well as their own extensive square footage of roof created an unprecedented demand. Where rain once fell on undeveloped land, and was subsequently absorbed or abated by natural drainage, it now fell on pavement, where no absorption factor meant the total rainfall for vast new areas now had to be conducted by municipal storm sewer systems. To avoid overtaxing the local systems, engineers began to be design flat roofs with controlled flow roof drains. Instead of just getting rid of the rain as fast as it fell, the idea was conceived of using the roof itself as a reservoir from which water could be drained off gradually after a storm abated, thus sparing the storm sewer from being overwhelmed. Roofs could then be built with 6" parapets to not only store the rainwater, but also act as wind break against miniature waves that might be caused on the reservoir in high winds with consequent spillage. On buildings with greater than 6" parapets, scupper drains had to be installed at the 5" level to guard against overloading should the drain system fail.

The Heart of the Controlled Flow Roof Drainage System, The Accuflow Weir

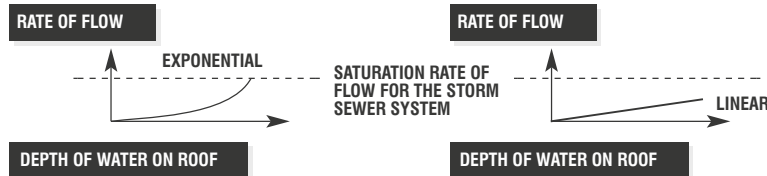


In order to use the roof as a reservoir, it was necessary to design a system where the rate of flow was easily determined for any possible rainfall conditions. The problem is that the rate of flow naturally varies exponentially with the depth of stored water on the roof (a.k.a. head pressure). This made the calculations necessary to design a roof top rain storage system very difficult. **The answer was to design a flow control weir with a parabolic opening which would make the flow off the roof linear instead of exponential.** This meant that once a constant linear flow rate was

decided, a weir was designed to admit water to the system at only this fixed rate. The MIFAB system uses a fixed rate of 5 U.S. G.P.M. per inch of water.

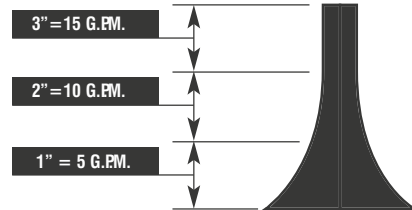
ACCUFLOW CONTROLLED FLOW ROOF DRAIN SYSTEM

IN AN UNREGULATED SYSTEM, FLOW IS EXPONENTIALLY PROPORTIONAL TO DEPTH OF RAINWATER ON THE ROOF, AND QUICKLY REACHES THE SATURATION POINT OF THE SYSTEM.



IN A CONTROLLED SYSTEM, FLOW IS LINEARLY PROPORTIONAL TO DEPTH OF RAINWATER ON THE ROOF AND GRADUALLY DRAINS WITHOUT OVERLOADING THE STORM SEWER SYSTEM.

THE SPECIALLY DESIGNED PARABOLIC OPENING OF THE ACCUTROL WEIR CREATES A CONSTANT FLOW OF RAINWATER THAT INCREASES PROPORTIONATELY AT A RATE OF 5 GPM PER INCH OF STANDING WATER UP TO 30GPM ON THE R1200 SERIES AND 15 GPM ON THE R1100 SERIES.



Controlled Flow Roof Drainage: Design Considerations.

Three main considerations must guide the design of a controlled flow roof drainage system:

1. It must drain quickly enough to avoid the weight of water building to the point of being an architectural hazard.
2. It must drain slowly enough to prevent overloading the sewage system with the consequent risk of flooding or pollution or both.
3. It must drain down in a reasonable time to minimize the risk of freezing in low temperatures.

To meet these requirements, regional rainfall values had to be carefully considered. From these values, it is possible to calculate the number of gallons per minute (GPM) need to be drained to ensure the buildup in the worst conditions did not exceed a depth of three inches. The consideration of the worst conditions had to be determined from government statistics. The figures used were compiled by the Meteorological Branch of the Department of Transport. The information was combined to produce values that would predict the worst conditions that one could expect over a period of time, in this case ten, twenty-five and fifty years. Hence the expression, "ten year rain" or "fifty year rain".

As well, there are also the local building codes, which specify drain down time (in hours) and maximum head of water on the roof in inches. The maximum drain down time has been determined to be 30 hours to eliminate the possibility of freezing. A constant rate of flow makes it possible, with the use of our Area Selection Table, to quickly determine the number of drains needed for any size of roof where this value is known.

Controlled Flow Roof Drainage: Factors that can effect Roof Drain Sizing & Position.

Where a roof area is surrounded by vertical walls, some consideration must be given to the volume of rainwater that these walls might add to the total volume to be drained under "driving rain" conditions:

1. One wall: Add 50% of wall area
2. Two walls: Add 35% of wall area
3. Two walls opposite of differing heights: Add 50% of the difference in wall area of that part which extends above the lower wall.
4. Walls on three sides: Add 50% of the inner wall area above the top of the lowest wall(s).

Other Factors to consider:

5. Drains should be located with preference to the downwind side of the roof. In a storm, it is not uncommon for the rainwater level to differ significantly from one side to another due to the effects of high winds.
6. Drains should not be located at columns or other high spots.
7. Rooftop mechanical equipment shall be installed with proper allowances for the "ponding" a control flow roof drain system will create.
8. Parapets should be high enough to prevent spillage or worse, for in winter there is the danger of ice or snow blowing off the road that must be considered.

Controlled Flow Roof Drainage: Sizing Procedure.

- A Determine the roof area(s) (individual areas when the roof is divided by expansion joints, parapet walls, control joints, etc.) to be drained making the allowances for any of the factors (above) which may effect the total square footage of the roof.
- B Follow the location and placement guidelines for conventional roof drains as found on the next pages (viii & ix), allowing no more than 50 ft. from an edge, no more than 100 ft. apart, and a maximum square footage of 10,000 per drain, etc.
- C Calculate the number of weirs. Divide the total square footage by the area factor for the location of the roof. If the number of weirs is greater than the number of drains from **step B**, add 2-slot weirs to roof drains as necessary, starting with the drains closest to the downwind edges of the roof. If the number of weirs is fractional, round up. If the number of weirs is less than the number of drains, every drain should still be equipped with a one slot weir.
- D Based on the slope and area to be drained by each weir, the maximum flow from all the drains on the roof can be added together to determine vertical leader sizing and horizontal storm sewer requirements.

New IPC Roof Drain Sizing Requirements

The 2015 IPC (International Plumbing Code) states in Section 1105.2 that “published roof drain flow rate... shall be used to size the storm drainage system... in accordance to Section 1106.”

Section 1106 references the ASME Roof Drain Standard A112.6.4. Section 7.2 of A112.6.4 (Flow Testing) states that **“To determine the flow rate entering the drain at a 2” water depth.”**

The IPC is followed by many states that do not use the IAPMO UPC Plumbing Code.

This has caused some confusion for plumbing engineers that specify roof drains. It is a change in how roof drainage is to be sized.

Below is a common question from the plumbing engineering community:

“In the new 2015 International Plumbing Code (IPC), paragraph 1105.2, it now states that in order for plumbing designers/ engineers to size roof drains and associated storm drainage piping, we are to use published roof drain flows in conjunction with the IPC Section 1106.

“Does Mifab have flow rates for their roof drains that can be shared and are these flow rates based on drain opening size?”

Yes, MIFAB does. Below are the published MIFAB R1200 Roof Drain Flow Rate test results. The testing on the MIFAB R1200 Roof Drains was done by NSF per ASPE / IAPMO / ANSI Z1034 test procedure

Model #R1202	Head	1”	2”	3”	4”	5”	6”
2” Cast Iron Drain with Cast Iron Dome	GPM	28	85	122	128	130	133

Model #R1203	Head	1”	2”	3”	4”	5”	6”
3” Cast Iron Drain with Cast Iron Dome	GPM	25	87	214	225	231	247

Model #R1204	Head	1”	2”	3”	4”	5”	6”
4” Cast Iron Drain with Cast Iron Dome	GPM	25	90	215	232	240	252

Model #R1205	Head	1”	2”	3”	4”	5”	6”
5” Cast Iron Drain with Cast Iron Dome	GPM	27	100	230	295	440	720

Model #R1206	Head	1”	2”	3”	4”	5”	6”
6” Cast Iron Drain with Cast Iron Dome	GPM	15	75	210	250	490	715

Note: MIFAB’s stated flow rates for roof drains are based on particular test piping configurations and dimensions. The effects of other piping configurations and dimensions on the actual system flow rate shall be evaluated by, and is the responsibility of, the system designer/engineer.

QUICK GUIDE TO GENERAL ROOF DRAIN SIZING

CHARTS A and B

As an aid to the sizing and placement of MIFAB roof drains, please refer to Charts A and B, which give leader and horizontal storm drain capacities at various slopes, with capacities in GPM and maximum projected roof areas in square feet in each case. It will be noted that a 6-inch leader, thus 6-inch drain, will be indicated by the preceding example. The horizontal storm drain required, depending on slope, would be 6 or 8 inch. However, remembering that two drains are recommended for areas of 10,000 square feet or less, it would be advisable to select smaller drains with total capacity of 416 GPM or more. The maximum projected roof areas in Charts A and B are based on the flow capacity of each pipe size shown. The total of the projected flows from the vertical leaders will determine the size and slope of the horizontal storm sewer required in chart B.

CHART A:

Vertical leader capacity in GPM with maximum serviceable roof area in square feet based on various anticipated hourly rainfall rates.

VERTICAL LEADER SIZE RAINFALL INCHES CAPACITY (GPM) PER HOUR		ROOF AREA SQUARE FEET	ROOF AREA SQUARE FEET	ROOF AREA SQUARE FEET	ROOF AREA SQUARE FEET	ROOF AREA SQUARE FEET	ROOF AREA SQUARE FEET
		1	2	3	4	5	6
2	30	2880	1440	960	720	575	480
3	92	8800	4400	2930	2200	1760	1470
4	192	18400	9200	6130	4600	3680	3070
6	563	11600	27000	17995	13500	10800	9000
8	1208	116000	58000	38660	29000	23200	19315

CHART B:

Horizontal storm drain capacity in GPM for slopes given with maximum serviceable roof area in square feet based on system capacity.

DRAIN PIPE SIZE (INCHES)	1/8 INCH PER FOOT SLOPE		1/4 INCH PER FOOT SLOPE		1/2 INCH PER FOOT SLOPE	
	DRAIN CAPACITY (GPM)	MAXIMUM ROOF AREA (SQUARE FEET)	DRAIN CAPACITY (GPM)	MAXIMUM ROOF AREA (SQUARE FEET)	DRAIN CAPACITY (GPM)	MAXIMUM ROOF AREA (SQUARE FEET)
3	34	822	48	1160	69	1644
4	78	1880	110	2650	157	3760
5	139	3340	197	4720	278	6680
6	223	5350	315	7550	446	10700
8	479	11500	679	16300	958	23000
10	863	20700	1217	29200	1725	44100
12	1388	33300	1958	47000	2775	66600
15	2479	59500	3500	84000	4958	119000

ROOF DRAIN SIZING - EXAMPLE

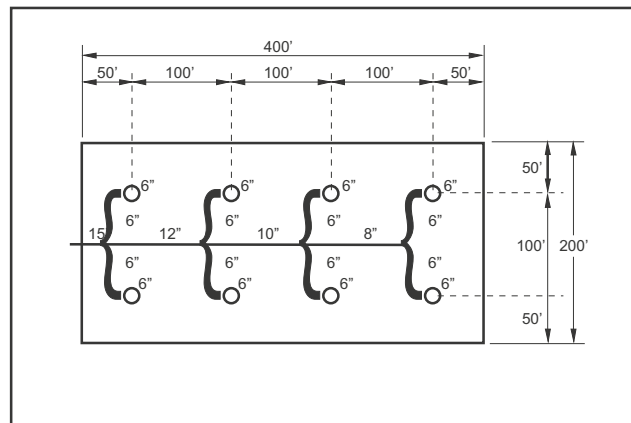
A warehouse is being built in a geographical area where the maximum hourly rainfall (from rainfall map) is 2.8 inches per hour. The building will be 200' x 400' and have a flat roof with no appreciable vertical surface.

Roof Drainage System Layout indicated by the sizing example.

CALCULATIONS:

- Total area to be drained (200 x 400) **80,000 Sq. ft.**
- Number of drains required **8**
(From sizing rule, one drain per 10,000 sq. Ft)
- Rainfall conversion from in. per hour GPM **2330**
(0.0104 x 2.8 x 80,000)
- Expected flow from drain **292**
(GPM ÷ number of drains) (2330 ÷ 8)
- Size of leader (from Chart A) **6 inch vertical**
- Size of horizontal storm sewers
(from Chart B 1/4/ foot slope, combined
flow of vertical leaders **8,10,12,15, inches**

Note: For areas that follow the 2015 IPC, please refer to page 124 for additional roof drain sizing requirements.



ROOF DRAINS

R1100 STANDARD ROOF DRAIN

R1100

SELF LOCKING POLY DOME STRAINER (A1-PD) WITH 43 IN² FREE AREA

HARDWARE SET (HS-1)

MEMBRANE CLAMP AND GRAVEL STOP (A1-C3)

SERRATED ANCHOR FLANGE

OPTIONAL UNDER DECK CLAMP (A1-C3), SUFFIX (-U) AND HARDWARE SET (HS-3)

A1 BODY

2", 3", 4", 5", 6" NO HUB OUTLET (STANDARD)
DECK OPENING 6 3/8" WITH SUMP RECEIVER 8 1/2" (216)
(See page 18 for photo of A1-6NH-7 body)

A1 BODY HEIGHT

PIPE SIZE	NO HUB (STANDARD)	PUSH ON (P)	THREADED (T)	INSIDE CAULK (X)	PVC (-30) ABS (-31)
2"	3"	3 3/8"	2 1/4"	3 3/4"	2 5/8"
3"	3"	3 3/8"	2 5/8"	3 3/4"	3 1/4"
4"	3"	3 3/8"	2 5/8"	3 3/4"	3 1/2"
5"	3"	---	2 5/8"	6 7/8"	---
6"	3 1/2"	6 7/8"	---	---	---

LACQUERED CAST IRON BODY WITH:

MODEL NO.	WT Lbs.	OUTLET SIZE	POLY DOME (STANDARD)	METAL DOME (-M)
R1102, 3, 4	7.00	2", 3", 4"	\$ 482.00	\$ 568.00

PARTS

A1 BODY	A1-PD	HS-1	A1-C3

R1100, R1100-EU, R1100-F, and R1100-G VARIATIONS:

SUFFIX	DESCRIPTION	LIST PRICE	SUFFIX	DESCRIPTION	LIST PRICE
-6	Vandal proof (Metal dome only) (H-1029)	\$ 104.00	-30	PVC socket connection body* (2", 3", 4")	No Add
-11	Acid resistant epoxy coated body, membrane clamp & dome	\$ 693.00	-31	ABS socket connection body* (2", 3", 4")	No Add
-12	Galvanized metal dome (add to -M Price)	\$ 130.00	-81	Rough bronze dome add (A1-MD-81) (to poly dome)	\$ 299.00
-12A	Galvanized body and membrane clamp	\$ 179.00	-83	Stainless steel mesh screen over dome (A1-SSD) (to poly dome)	\$ 317.00
-13	Galvanized body, membrane clamp and dome	\$ 311.00	-90	Threaded side outlet (2", 3", 4") (N/A in -30, -31)	\$ 198.00
-28	Stainless steel body (Type 304) (2", 3", 4" No Hub only)	\$ 1095.00	-B	Sump Receiver add (A1-BP)	\$ 232.00

* Add NH to -90 for no hub side outlet - No Add
* PVC/ABS Socket bodies available for 2", 3", 4" connection sizes

NOTE: Underdeck clamp for A1-4X-7, A1-4P-7 and all 5" No hub outlet A1 bodies. (Part # A1-C3-4PO).
Underdeck clamp not available with all 5" threaded and Inside caulk and all 6" outlet bodies.

R1100-EU ROOF DRAIN FOR INSULATED ROOF DECK

R1100-EU

SELF LOCKING POLY DOME STRAINER (A1-PD) WITH 43 IN² FREE AREA

HARDWARE SET (HS-1)

MEMBRANE CLAMP AND GRAVEL STOP (A1-C3)

SERRATED ANCHOR FLANGE

ADJUSTABLE CAST IRON EXTENSION DECK FLANGE (A1-C3) (SUFFIX -E)

UNDERDECK CLAMP (A1-C3) SUFFIX (-U) & HARDWARE SET (HS-3)

A1 BODY

2", 3", 4", 5", 6" NO HUB OUTLET (STANDARD)
DECK OPENING 6 3/8" WITH SUMP RECEIVER 8 1/2" (216)
(See page 18 for photo of A1-6NH-7 body)

A1 BODY HEIGHT

PIPE SIZE	NO HUB (STANDARD)	PUSH ON (P)	THREADED (T)	INSIDE CAULK (X)	PVC (-30) ABS (-31)
2"	3"	3 3/8"	2 1/4"	3 3/4"	2 5/8"
3"	3"	3 3/8"	2 5/8"	3 3/4"	3 1/4"
4"	3"	3 3/8"	2 5/8"	3 3/4"	3 1/2"
5"	3"	---	2 5/8"	6 7/8"	---
6"	3 1/2"	6 7/8"	---	---	---

LACQUERED CAST IRON BODY WITH:

MODEL NO.	WT Lbs.	OUTLET SIZE	POLY DOME (STANDARD)	METAL DOME (-M)
R1102, 3, 4-EU	11.50	2", 3", 4"	\$ 925.00	\$ 1011.00

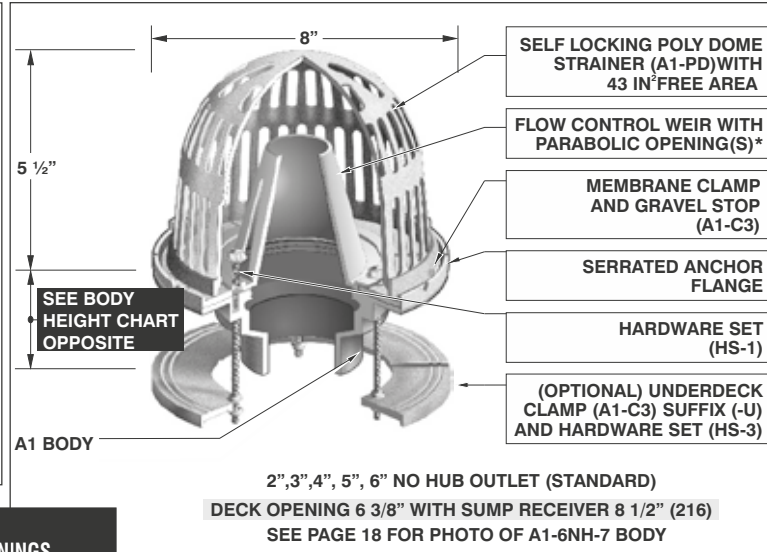
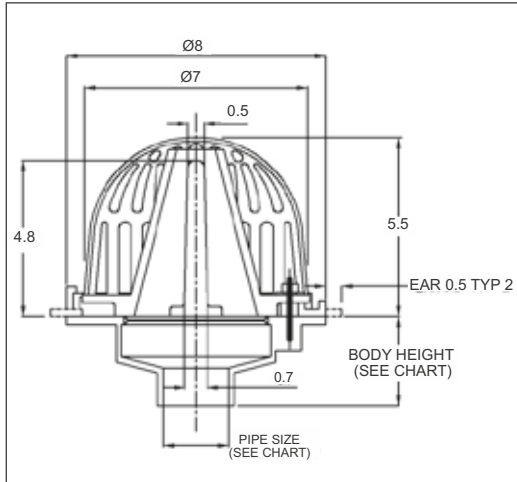
PARTS

A1 BODY	A1-PD	A1-C3	HS-1	HS-3

ROOF DRAINS

R1100-F ROOF DRAIN WITH PARABOLIC FLOW CONTROL WEIR

R1100-F



*5 GPM flow per inch, per slot.

*** NOTE: SPECIFY -F1, -F2, -F3 FOR REQUIRED NUMBER OF WEIR OPENINGS**

PARTS				
A1 BODY	A1-PD	HS-1	A1-C3	A1-F* WEIR

LACQUERED CAST IRON BODY WITH:				
MODEL NO.	WT Lbs.	OUTLET SIZE	POLY DOME (STANDARD)	METAL DOME (-M)
R1102, 3, 4-F	9.75	2", 3", 4"	\$ 872.00	\$ 958.00

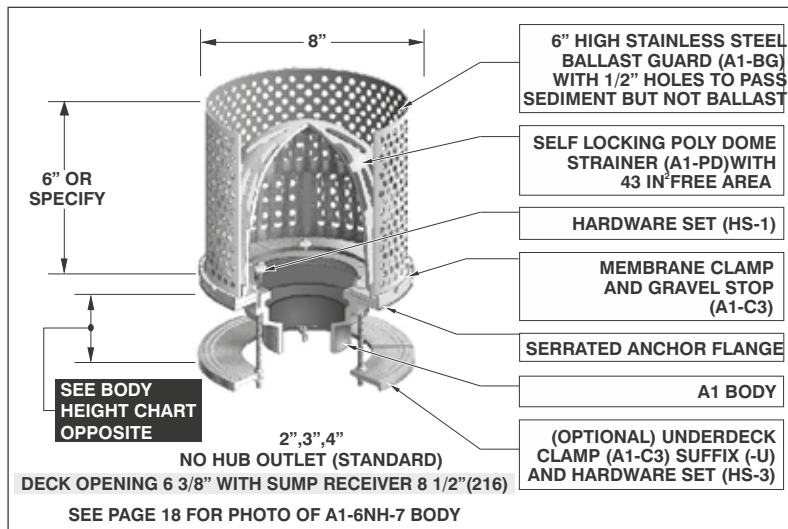
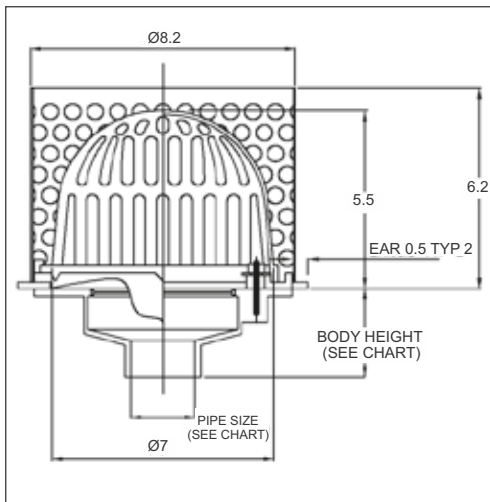
R1100, R1100-EU, R1100-F AND R1100-G OPTIONAL VARIATIONS CONTINUED FROM PAGE 126

SUFFIX	DESCRIPTION	LIST PRICE	SUFFIX	DESCRIPTION	LIST PRICE
-C	Secondary clamp (A1-C3)	\$ 136.00	-U	Underdeck clamp (A1-C3) (2", 3", 4" and 5" NH)	\$ 136.00
-E	Adjustable extension	\$ 307.00	-W	Adjustable water dam (W-31)	\$ 174.00
-EG	Galvanized adjustable extension	\$ 619.00	-W-1	Waterproofing flange (A1-W-1)	\$ 266.00
-F1, -F2, -F3	Accuflow (parabolic weir) (A1-F1, A1-F2, or A1-F3)	\$ 390.00	-Z	Extended wide flange on body (13" Dia. x 1/8" thick)	\$ 1193.00
-G	Ballast guard (A1-BG)	\$ 419.00	X	Inside caulk outlet (2", 3", 4")	No Add
-JC	Ballast guard with secondary clamp	\$ 554.00	5	5" No hub outlet	\$ 597.00
-M	Metal dome (A1-MD)	No Add	5T	5" threaded outlet	\$ 597.00
P	Push on outlet	No Add	5X	5" Inside caulk outlet	\$ 597.00
-R	2" External water dam (A1-WD)	\$ 175.00	6	6" No hub outlet (Not available with -U)	\$ 597.00
T	Threaded outlet (2", 3", 4")	\$ 71.00	6P	6" Push on outlet* (Not available with -U)	\$ 597.00

* Specify POG-6 for 6" C.I. pipe and POG-6-PVC for 6" PVC pipe. 2", 3", 4" sizes use same gasket.

R1100-G ROOF DRAIN WITH BALLAST GUARD FOR I.R.M.A. ROOFS

R1100-G



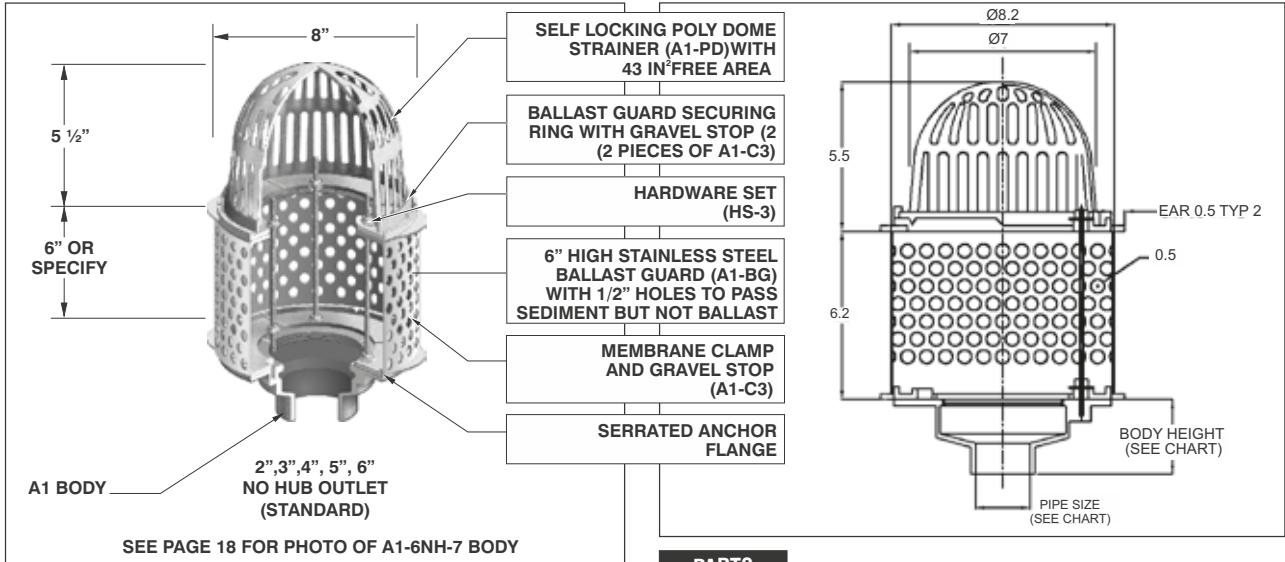
PARTS				
A1 BODY	A1-PD	HS-1	A1-C3	A1-BG

LACQUERED CAST IRON BODY WITH:				
MODEL NO.	WT Lbs.	OUTLET SIZE	POLY DOME (STANDARD)	METAL DOME (-M)
R1102, 3, 4-G	8.00	2", 3", 4"	\$ 900.00	\$ 987.00

R1100-JC

ROOF DRAIN WITH S.S. BALLAST GUARD FOR I.R.M.A. ROOFS

R1100-JC



LACQUERED CAST IRON BODY WITH:

MODEL NO.	WT Lbs.	OUTLET SIZE	POLY DOME (STANDARD)	METAL DOME (-M)
R1102, 3, 4-JC	10.50	2", 3", 4"	\$ 1036.00	\$ 1122.00

PARTS

A1 BODY	A1-PD	A1-C3	HS-3	A1-BG

R1100-JC, R1100-PR, R1100-PJ, and R1100-RS OPTIONAL VARIATIONS:

SUFFIX	DESCRIPTION	LIST PRICE	SUFFIX	DESCRIPTION	LIST PRICE
-6	Vandal proof (Metal dome only)(H-1029)	\$ 104.00	-30	PVC socket connection body*(2", 3", 4")	No Add
-11	Acid resistant epoxy coated body, membrane clamp & dome	\$ 693.00	-31	ABS socket connection body*(2", 3", 4")	No Add
-12	Galvanized metal dome (add to -M Price)	\$ 130.00	-81	Rough bronze dome(A1-MD-81) (to poly dome)	\$ 299.00
-12A	Galvanized body and membrane clamp	\$ 179.00	-83	Stainless steel mesh screen over dome (A1-SSD) (to poly dome)	\$ 317.00
-13	Galvanized body, membrane clamp and dome	\$ 311.00	-90	Threaded side outlet (2", 3", 4") (N/A in -30, -31)	\$ 198.00
-28	Stainless steel body (Type 304) (2", 3", 4" No Hub only)	\$ 1095.00	-B	Sump Receiver (A1-BP)	\$ 232.00

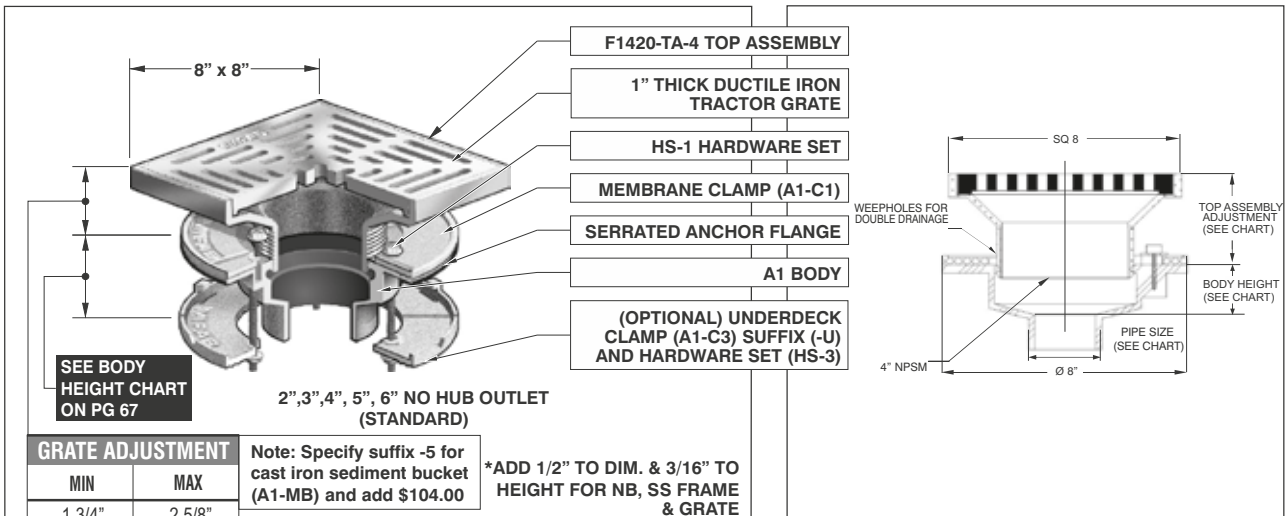
* Add NH to -90 for no hub side outlet - No Add
 * PVC/ABS Socket bodies available for 2", 3", 4" connection sizes

NOTE: Underdeck clamp for A1-4X-7, A1-4P-7 and 5" NH outlet A1 bodies. (Part # A1-C3-4PO). Underdeck clamp not available with all 5" threaded and inside caulk and all 6" outlet bodies.

R1100-PR

PROMENADE DECK DRAIN

R1100-PR



GRATE ADJUSTMENT

MIN	MAX
1 3/4"	2 5/8"

Note: Specify suffix -5 for cast iron sediment bucket (A1-MB) and add \$104.00
 *ADD 1/2" TO DIM. & 3/16" TO HEIGHT FOR NB, SS FRAME & GRATE

LACQUERED CAST IRON BODY WITH:

MODEL NO.	WT Lbs.	OUTLET SIZE	DUCTILE IRON (-4)	NICKEL BRONZE (VENEER) (-1)	STAINLESS STEEL (VENEER) (-3)
R1102, 3, 4-PR	15.50	2", 3", 4"	\$ 745.00	\$ 1135.00	\$ 1135.00

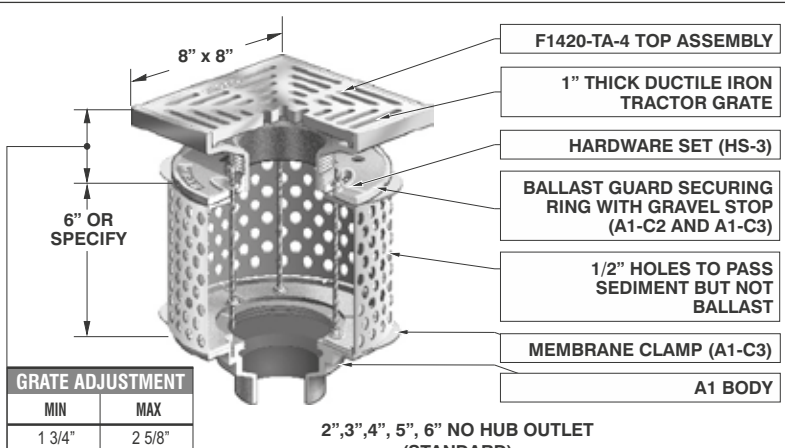
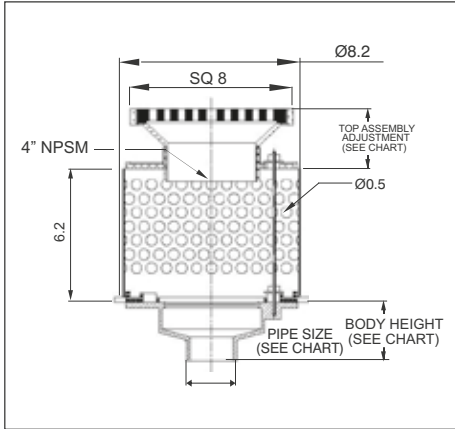
PARTS

A1 BODY	A1-C1	HS-1	F1420-TA-4

ROOF DRAINS

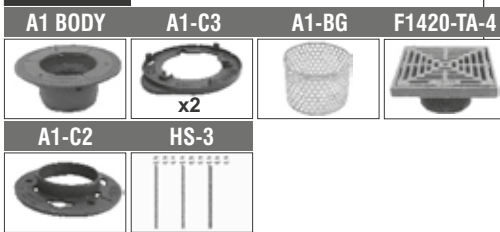
R1100-PJ PROMENADE DECK DRAIN WITH S.S. BALLAST GUARD

R1100-PJ



GRATE ADJUSTMENT	
MIN	MAX
1 3/4"	2 5/8"

PARTS



2",3",4", 5", 6" NO HUB OUTLET (STANDARD)
 Note: Specify suffix -5 for cast iron sediment bucket (A1-MB) and add \$98.00 *ADD 1/2" TO DIM. & 3/16" TO HEIGHT FOR NB, SS FRAME & GRATE
 SEE PAGE 18 FOR PHOTO OF A1-6NH-7 BODY

LACQUERED CAST IRON BODY WITH:					
MODEL NO.	WT Lbs.	OUTLET SIZE	DUCTILE IRON (-4)	NICKEL BRONZE (VENEER) (-1)	STAINLESS STEEL (VENEER) (-3)
R1102, 3, 4-PJ	20.50	2", 3", 4"	\$ 1164.00	\$ 1554.00	\$ 1554.00

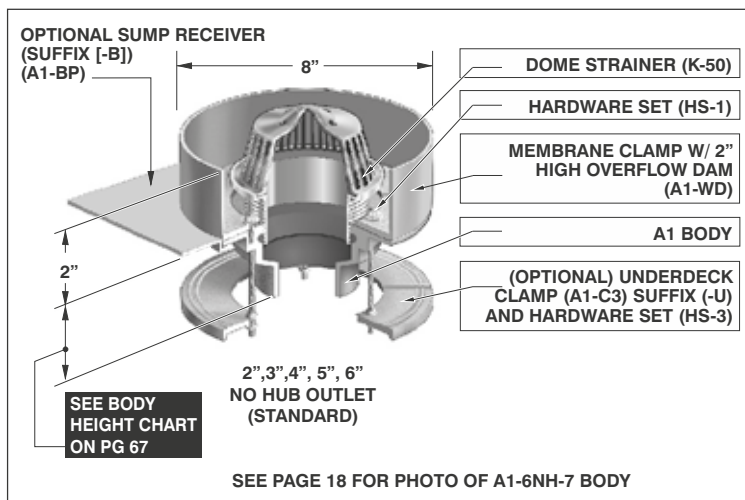
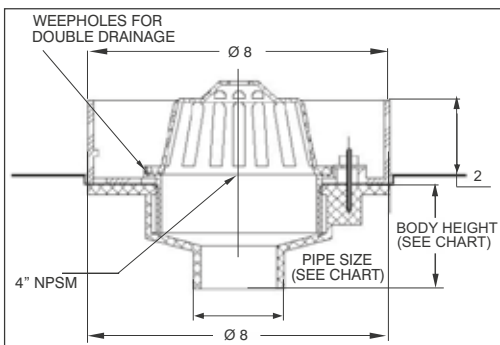
R1100-JC, R1100-PR, R1100-PJ, and R1100-RS OPTIONAL VARIATIONS (CONTINUED FROM PAGE 128)

SUFFIX	DESCRIPTION	LIST PRICE	SUFFIX	DESCRIPTION	LIST PRICE
-C	Secondary clamp (A1-C3)	\$ 136.00	-U	Underdeck clamp (A1-C3) (2", 3", 4", 5" NH)	\$ 136.00
-E	Adjustable extension (DD-50 for -PS, -PR, RS)	\$ 307.00	-W	Adjustable water dam (W-31)	\$ 174.00
-EG	Galvanized adjustable extension	\$ 619.00	-W-1	Waterproofing flange (A1-W-1)	\$ 266.00
-F1, -F2, -F3	Accuflow (parabolic weir) (R1100-JC ONLY)	\$ 390.00	-Z	Extended wide flange on body (13" Dia. x 1/8 thick)	\$ 1193.00
-G	Ballast guard (A1-BG)	\$ 419.00	X	Inside caulk outlet	No Add
-JC	Ballast guard with secondary clamp (not with R 1100-PJ)	\$ 554.00	5	5" No hub outlet	\$ 597.00
-M	Metal dome	No Add	5T	5" threaded outlet	\$ 597.00
P	Push on outlet	No Add	5X	5" Inside caulk outlet	\$ 597.00
-R	2" External water dam (A1-WD)	\$ 175.00	6	6" No hub outlet (Not available with -U)	\$ 597.00
T	Threaded outlet (2", 3", 4")	\$ 71.00	6P	6" Push on outlet* (Not available with -U)	\$ 597.00

* Specify POG-6 for C.I. pipe and POG-6-PVC for PVC pipe 2", 3", 4" sizes use same gasket.

R1100-RS CONDENSATE RECEPTOR DRAIN

R1100-RS



PARTS



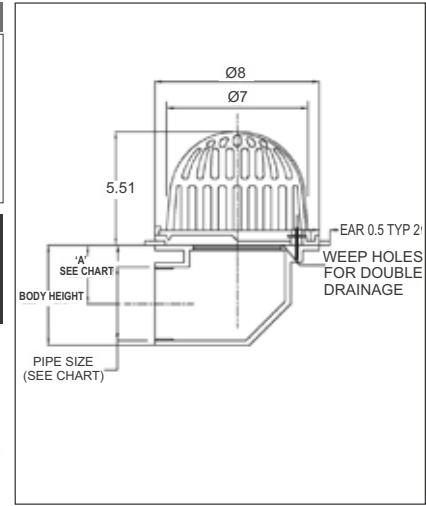
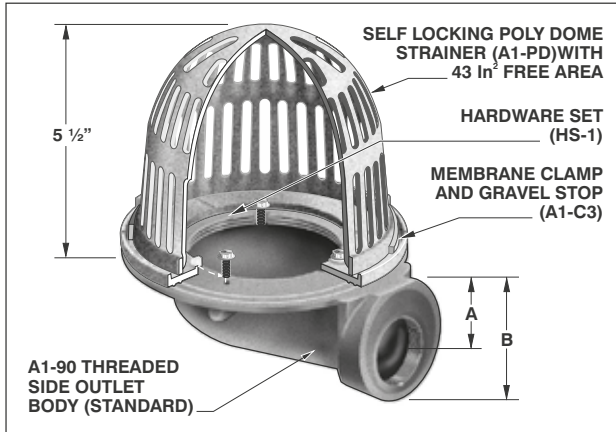
R1100-RS OPTIONAL VARIATIONS:		
SUFFIX	DESCRIPTION	LIST PRICE
-1	Nickel bronze dome strainer (part # K-1)	\$ 258.00
-3	Stainless steel dome strainer (part # K-3)	\$ 258.00

LACQUERED CAST IRON BODY WITH:			
MODEL NO.	WT Lbs.	OUTLET SIZE	CAST IRON DOME (-M)
R1102, 3, 4-RS	9.00	2", 3", 4"	\$ 537.00

ROOF DRAINS

R1100-90 ROOF DRAIN WITH SIDE OUTLET

R1100-90



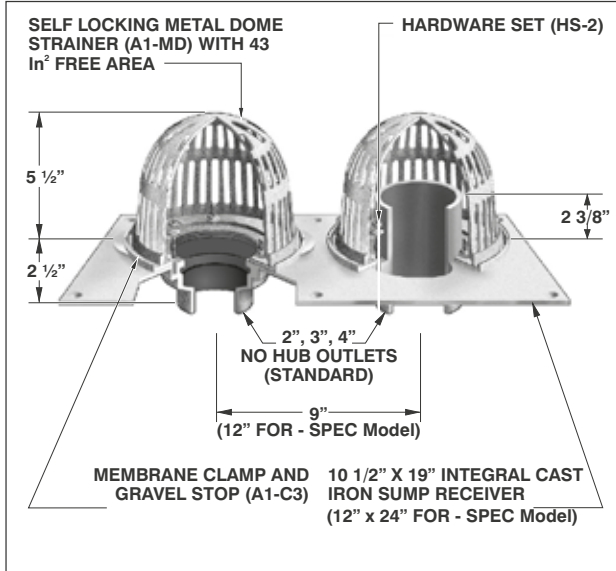
BODY HEIGHT		
PIPE SIZE*	A	B
2" NH* or T	2 15/16"	3 7/8"
3" NH* or T	3"	4 3/8"
4" NH* or T	3 1/4"	6"

LACQUERED CAST IRON BODY WITH:				
MODEL NO.	WT Lbs.	THREADED OUTLET SIZE	POLY DOME (STANDARD)	METAL DOME (-M)
R1102, 3, 4-90	11.50	2", 3", 4"	\$ 649.00	\$ 735.00

PARTS	† 2", 3", 4" THREADED OUTLET			
	A1-(+)T-90	A1-PD	A1-C3	HS-1

NOTE: Specify part number A1-C3-CO for underdeck clamp with cutaway side

R1150 COMBINED ROOF DRAIN AND SECONDARY OVERFLOW SYSTEM



LACQUERED CAST IRON BODY WITH:			
MODEL NO.	WT Lbs.	NO HUB OUTLET SIZE	METAL DOMES (STANDARD)
R1152, 3, 4	22.50	2", 3", 4"	\$ 1377.00

R1100-90 OPTIONAL VARIATIONS:		
SUFFIX	DESCRIPTION	LIST PRICE
-6	Vandal proof (Metal dome only) (H-1029)	\$ 104.00
-11	Acid resistant epoxy coated body, membrane clamp & dome	\$ 693.00
-12	Galvanized metal dome (add to -M Price)	\$ 130.00
-12A	Galvanized body and membrane clamp	\$ 179.00
-13	Galvanized body, membrane clamp and dome	\$ 311.00
-81	Rough bronze dome (A1-MD-81) (to poly dome)	\$ 299.00
-83	Stainless steel mesh screen over dome (A1-SSD) (to poly dome)	\$ 311.00
-B	Sump Receiver (A1-BP-90 for R1100-90 Series)	\$ 232.00
-C	Secondary clamp (A1-C3)	\$ 136.00
-E	Adjustable extension	\$ 307.00
-EG	Galvanized adjustable extension	\$ 619.00
-F1,-F2,-F3	Accuflow (parabolic weir)	\$ 390.00
-G	Ballast guard (A1-BG)	\$ 419.00
-JC	Ballast guard with secondary clamp (not with R 1100-PJ)	\$ 554.00
-M	Metal dome	\$ 554.00
-R	2" External water dam (A1-WD)	\$ 175.00
-U	Underdeck clamp (A1-C3) (A1-C3-CO W/90 body)	\$ 136.00
-W	Adjustable water dam (W-31)	\$ 174.00
-W-1	Waterproofing flange (A1-W-1)	\$ 266.00
-Z	Extended wide flange on body (13" Dia. x 1/8 thick)	\$ 1193.00

Note: For the -SPEC model, dimensions are 24" long x 12" wide with 12" between center of outlets.
* R1270 Recommended when a 6" outlet is required.

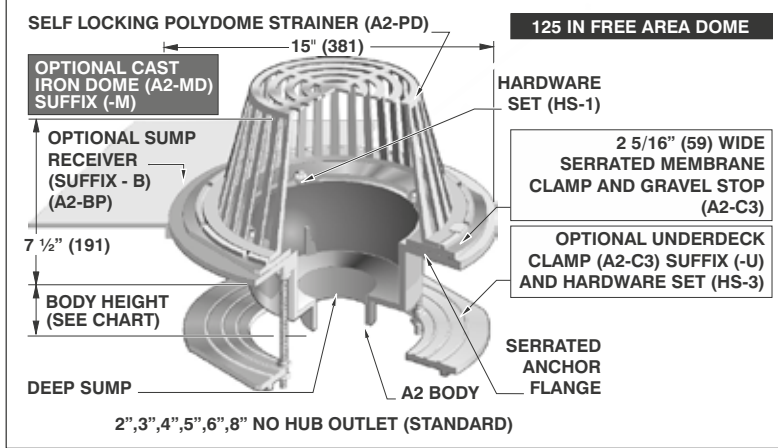
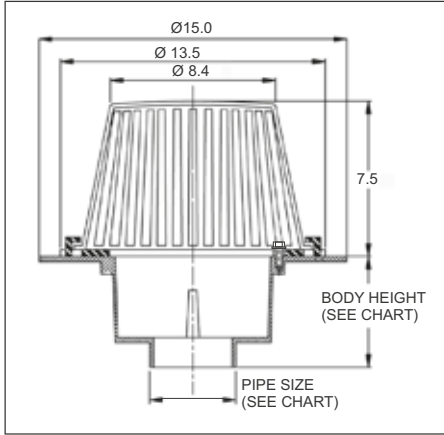
R1150 OPTIONAL VARIATIONS:		
SUFFIX	DESCRIPTION	LIST PRICE
-6	Vandal proof (Metal domes only)	\$ 207.00
-11	Acid resistant epoxy (Excluding polydomes)	\$ 1380.00
-12	Galvanized metal domes	\$ 260.00
-13	All galvanized	\$ 361.00

SUFFIX	DESCRIPTION	LIST PRICE
-83	Stainless steel mesh screen over domes (A1-SSD)	\$ 638.00
-90	Threaded side outlets (2", 3" or 4")	\$ 837.00
-G	Ballast guards (A1-BG)	\$ 396.00
-> -SPEC	Loose set galvanized sheet metal sump receiver (R1150-BP)	No Add
-U	Underdeck clamps (A1-C3) (Only with -SPEC)	\$ 271.00

ROOF DRAINS

R1200 LARGE SUMP ROOF DRAIN

R1200

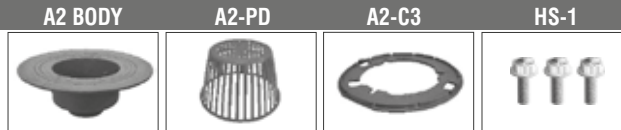


LACQUERED CAST IRON BODY WITH:				
MODEL NO.	WT Lbs.	OUTLET SIZE	POLY DOME (STANDARD)	CAST IRON DOME (-M)
R1202, 3, 4	26.50	2", 3", 4"	\$ 638.00	\$ 828.00
R1205, 6	27.75	5", 6"	\$ 917.00	\$ 1106.00
R1208	31.00	8"	\$ 1191.00	\$ 1381.00

DOME RECEIVER, UNDERDECK CLAMP & EXTENSION RING GUIDE				
BODY & OUTLET SIZE	DOME RECEIVER*	UNDERDECK CLAMP	EXTENSION RING & HARDWARE	SUMP RECEIVER
A2-2"-6"	A2-C3*	A2-C3	A2-C3 & HS-3	A2-BP
A2-90-2"-4"	A2-C3*	A2-C3-CO	A2-C3 & HS-3	A2-BP-90
A2-8NH	A2-C3*	A368-DC	A368-DC & HS-3	A2-BP
A7-8X	A2-C3*	A7-UDC-10	A7-UDC-10 & HS-3	A7-BP

PARTS


* Requires HS-2 hardware except A7-C3 that uses HS-7 hardware set.
 * Specify POG-6 for C.I. pipe and POG-6-PVC for PVC pipe. 2", 3", 4" sizes use same gasket.



BODY HEIGHT A2 BODY BASED ROOF DRAINS					
PIPE SIZE	NO HUB (STANDARD)	PUSH ON (P)	THREADED "T"	INSIDE CAULK (X)	PVC/ABS (-30/-31)
2"	5 3/4"	5 1/2"	6 1/2"	6 1/2"	6 3/4"
3"	5 3/4"	5 1/2"	6 5/8"	6 1/2"	7 1/2"
4"	5 3/4"	5 1/2"	5 1/2"	6 1/2"	7 5/8"
5"	5 3/4"	-	6 5/8"	6 3/4"	-
6"	7 1/4"	5 5/8"	5 5/8"	6 1/2"	-
8"	5 7/8"	-	-	See note*	-



A2-90 BODY HEIGHT				
PIPE SIZE	"B" BODY HEIGHT	"A" DIMENSION THREADED OUTLET	"A" DIMENSION NO HUB OUTLET	
2"	5 3/4"	4"	3 7/8"	
3"	5 3/4"	3 1/2"	3 3/8"	
4"	5 3/4"	3 3/8"	2 7/8"	



R1200 OPTIONAL VARIATIONS:					
SUFFIX	DESCRIPTION	LIST PRICE	SUFFIX	DESCRIPTION	LIST PRICE
-6	Vandal proof (Metal dome only)(H-1029)	\$ 113.00	-HC	Adj. ballast guard with secondary clamp	\$ 930.00
-11	Acid resistant epoxy coated body, membrane clamp & dome	\$ 1231.00	-JC	Ballast guard with secondary clamp	\$ 930.00
-12	Galvanized metal dome (add to -M Price)	\$ 330.00	M-80	Low aluminum dome (4 1/4" high) (A2-MDL-80) (to poly dome)	\$ 224.00
-12A	Galvanized body and membrane clamp	\$ 869.00	P	Push on outlet, (2", 3", 4", 6") Specify POG-6 for C.I. pipe and POG-6-PVC for PVC pipe, 2", 3", 4" use same gasket.	No Add
-12B	Galvanized metal dome and membrane clamp	\$ 598.00	-R	2" external water dam (A2-WD)	\$ 210.00
-13	Galvanized body, membrane clamp and dome	\$ 1234.00	T	Threaded outlet, (2", 3", 4", 5" or 6")	\$ 71.00
-28	Stainless steel body (Type 304)	\$ 3255.00	-U	Underdeck clamp (A2-C3) (A368-DC for 8")	\$ 220.00
-30	PVC socket connection body*(2", 3", 4")	No Add	-U3	Underdeck clamp with cut away side (A2-C3-CO)	\$ 443.00
-31	ABS socket connection body*(2", 3", 4")	No Add	-V	Fixed extension, (2", 3", 4") (A2-V2, A2-V3, A2-V4)	\$ 599.00
-81	Rough bronze dome (A2-MDL-81) (to poly dome)	\$ 750.00	-VG	Galvanized fixed extension, (2", 3", 4")	\$ 903.00
-83	Stainless steel mesh screen over dome (A2-SSD) (to poly dome)	\$ 455.00	-W	Adjustable water dam (5" high x 4" diameter) (A2-C3-W and W-31)	\$ 800.00
-90	Threaded side outlet (cast iron only) (2", 3", 4") (N/A in -30, -31)	\$ 334.00	-W-1	Water proofing flange (A2-W-1)	\$ 400.00
-90-NH	No hub side outlet (cast iron only) (2", 3", 4") (N/A in -30, -31)	\$ 334.00	-W2	2" internal water dam (2" high x 4" diameter) (A2-C3-W and W-31)	\$ 381.00
-B	Sump receiver (A2-BP)	\$ 245.00	-W3	3" internal water dam (3" high x 4" diameter) (A2-C3-W and W-31)	\$ 381.00
-C	Secondary clamp (A2-C3)	\$ 220.00	-W4	4" internal water dam (4" high x 4" diameter) (A2-C3-W and W-31)	\$ 381.00
-E	Adjustable extension (See page 114, point #7)	\$ 657.00	X	Inside caulk outlet, (2", 3", 4", 5" or 6")	No Add
-EG	Galvanized adjustable extension	\$ 973.00	-Z	Extended wide flange on body (20" Dia. x 1/4" thick)	\$ 1193.00
-F1, -F2, -F3	Accuflow (parabolic weir) (A2-F1, A2-F2, A2-F3)	\$ 1113.00			
-G	Ballast guard (A2-BG)	\$ 711.00			

Note: Deck opening - 10" (254) with sump receiver - 15 3/4" (400) * PVC/ABS Socket bodies available for 2", 3", 4" connection sizes with transition body only.

R1200-BUV LARGE SUMP ROOF DRAIN WITH 2" THROUGH 4" FIXED EXTENSION, SUMP RECEIVER AND DECK CLAMP

R1200-BUV

125 IN² FREE AREA DOME

HARDWARE SET (HS-1)

15"

SUMP RECEIVER (SUFFIX-B) (INCLUDED) (A2-BP)

7 1/2"

FIXED EXTENSION (SPECIFY 2", 3" OR 4") (A2-V2, A2-V3, A2-V4)

SEE BODY HEIGHT CHART PAGE 131

A2 DEEP SUMP BODY

OPTIONAL CAST IRON DOME (A2-MD) SUFFIX (-M)

SELF LOCKING POLYDOME STRAINER (A2-PD)

2 5/16" WIDE SERRATED MEMBRANE CLAMP AND GRAVEL STOP (A2-C3)

HARDWARE SET (HS-4, 5 OR 6*)

A2-V(2", 3", 4") FIXED GASKETED EXTENSION

UNDERDECK CLAMP (A2-C3) SUFFIX (-U) AND HARDWARE SET (HS-3)

(*) Denotes fixed extension height (2", 3" or 4")
 (**) Denotes hardware size 4 for V2, 5 for V3 or 6 for V4

PARTS

A2 BODY	A2-PD	A2-BP	A2-V(*)	A2-C3
			HS-1	HS-3

***NOTE: USE HS-4 (2") WITH A2-V2**
***NOTE: USE HS-5 (3") WITH A2-V3**
***NOTE: USE HS-6 (4") WITH A2-V4**

LACQUERED CAST IRON BODY WITH:

MODEL NO.	WT Lbs.	OUTLET SIZE	POLY DOME (STANDARD)	CAST IRON DOME (-M)
R1202, 3, 4-BUV	41.50	2", 3", 4"	\$ 1702.00	\$ 1892.00
R1205, 6-BUV	44.25	5", 6"	\$ 1980.00	\$ 2170.00
R1208-BUV	46.50	8"	\$ 2255.00	\$ 2445.00

R1200-BUV, R1200-EU, R1200-F, AND R1200-G OPTIONAL VARIATIONS:

SUFFIX	DESCRIPTION	LIST PRICE	SUFFIX	DESCRIPTION	LIST PRICE
-6	Vandal proof (Metal dome only) (H-1029)	\$ 113.00	-30	PVC socket connection body*(2", 3", 4")	No Add
-11	Acid resistant epoxy coated body, membrane clamp & dome	\$ 1231.00	-31	ABS socket connection body*(2", 3", 4")	No Add
-12	Galvanized metal dome (add to -M Price)	\$ 330.00	-81	Rough bronze dome (A2-MDL-81) (to poly dome)	\$ 750.00
-12A	Galvanized body and membrane clamp	\$ 869.00	-83	Stainless steel mesh screen over dome (A2-SSD) (to poly dome)	\$ 455.00
-12B	Galvanized metal dome and membrane clamp	\$ 598.00	-90	Threaded side outlet (cast iron only)(2", 3", 4") (N/A in -30,-31)	\$ 334.00
-13	Galvanized body, membrane clamp and dome	\$ 1234.00	-90-NH	No hub side outlet (cast iron only)(2", 3", 4") (N/A in -30,-31)	\$ 334.00
-28	Stainless steel body (Type 304)	\$ 3255.00	-B	Sump receiver (A2-BP) (Incl. with BUV)	\$ 245.00

▶▶ CONTINUE

*See next page for more options

R1200-EU LARGE SUMP ROOF DRAIN WITH EXTENSION FOR 1 3/4" TO 7" INSULATION

R1200-EU

125 IN² FREE AREA DOME

HARDWARE SET (HS-1)

15"

7 1/2"

SEE BODY HEIGHT CHART PAGE 131

DEEP SUMP

A2 BODY

2", 3", 4", 5", 6", 8" NO HUB OUTLET (STANDARD)

SELF LOCKING POLYDOME STRAINER (A2-PD)

MEMBRANE CLAMP AND GRAVEL STOP (A2-C3)

SERRATED ANCHOR FLANGE

ADJUSTABLE CAST IRON EXTENSION DECK FLANGE (A2-C3)(SUFFIX-E)

UNDERDECK CLAMP (A2-C3) SUFFIX (-U) AND HARDWARE SET (HS-3)

PARTS

A2 BODY	A2-PD	A2-C3	HS-1	HS-3
		x3		

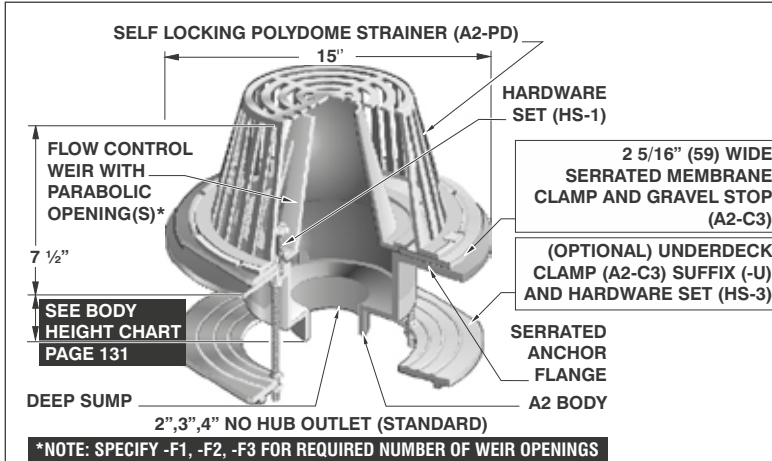
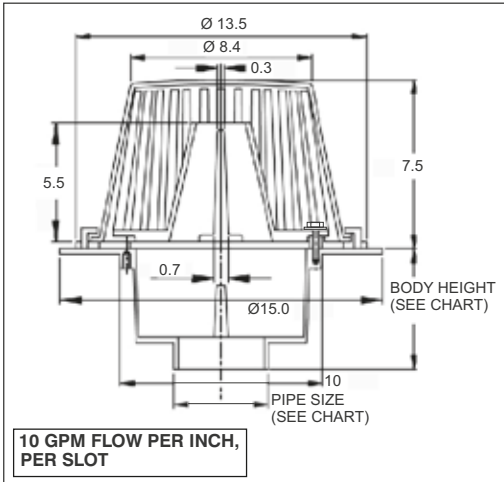
LACQUERED CAST IRON BODY WITH:

MODEL NO.	WT Lbs.	OUTLET SIZE	POLY DOME (STANDARD)	CAST IRON DOME (-M)
R1202, 3, 4-EU	32.00	2", 3", 4"	\$ 1515.00	\$ 1704.00
R1205, 6-EU	34.25	5", 6"	\$ 1793.00	\$ 1983.00
R1208-EU	36.0	8"	\$ 2068.00	\$ 2257.00

ROOF DRAINS

R1200-F LARGE SUMP ROOF DRAIN WITH PARABOLIC FLOW CONTROL WEIR

R1200-F



LACQUERED CAST IRON BODY WITH:

MODEL NO.	WT Lbs.	OUTLET SIZE	POLY DOME (STANDARD)	CAST IRON DOME (-M)
R1202, 3, 4-F	26.00	2", 3", 4"	\$ 1751.00	\$ 1941.00

PARTS

A2 BODY	A2-PD	A2-C3	HS-1	A2-F* WEIR

(*) Denotes number of slots in weir (1, 2 or 3)

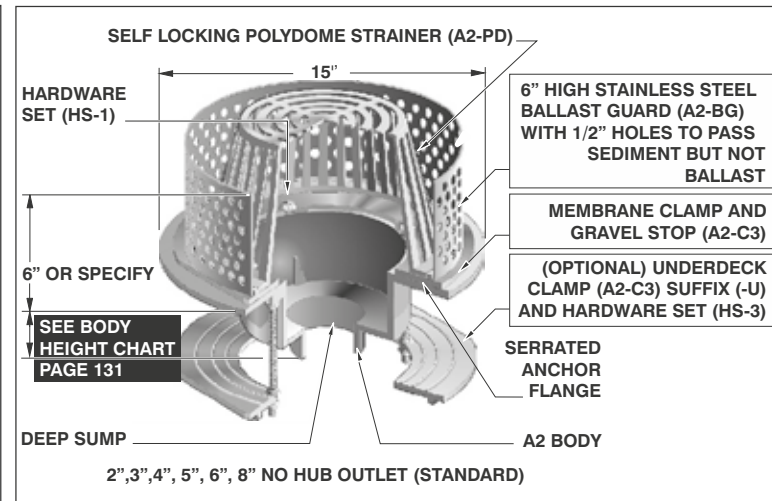
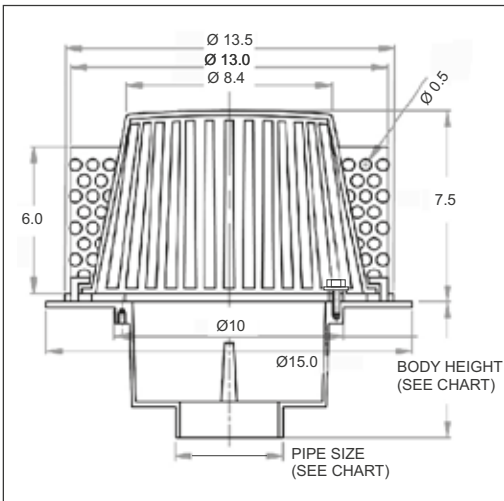
R1200-BUV, R1200-EU, R1200-F, AND R1200-G OPTIONAL VARIATIONS/ (CONTINUED FROM PAGE 132):

SUFFIX	DESCRIPTION	LIST PRICE	SUFFIX	DESCRIPTION	LIST PRICE
-C	Secondary clamp (A2-C3)	\$ 220.00	-U	Underdeck clamp (A2-C3) (Incl. with BUV) (A368-DC for 8")	\$ 220.00
-E	Adjustable extension (see page 114, point #7)	\$ 657.00	-U3	Underdeck clamp with cut away side (A2-C3-CO)	\$ 443.00
-EG	Galvanized adjustable extension	\$ 973.00	-V	Fixed extension, (2", 3", 4") (A2-V2, A2-V3-A2-V4)	\$ 599.00
-F1, -F2, -F3	Accuflow (parabolic weir) (A2-F1, A2-F2 or A2-F3)	\$1113.00	-VG	Galvanized fixed extension, (2", 3", 4")	\$ 903.00
-G	Ballast guard (A2-BG)	\$ 711.00	-W	Adjustable water dam (5" high x 4" diameter) (A2-C3-W and W-31)	\$ 800.00
-HC	Adj. ballast guard with secondary clamp	\$ 930.00	-W-1	Water proofing flange (A2-W-1)	\$ 400.00
-JC	Ballast guard with secondary clamp	\$ 930.00	-W2	2" internal water dam (A2-C3-W and W-31)	\$ 381.00
M-80	Low aluminum dome (4 1/4" high) (A2-MDL-80) (to poly dome)	\$ 224.00	-W3	3" internal water dam (A2-C3-W and W-31)	\$ 381.00
P	Push on outlet, (2", 3", 4", 6")*	\$ No Add	-W4	4" internal water dam (A2-C3-W and W-31)	\$ 381.00
-R	2" external water dam (A2-WD)	\$ 210.00	X	Inside caulk outlet (2", 3", 4", 5" or 6")	No Add
T	Threaded outlet, (2", 3", 4", 5" or 6")	\$ 71.00	-Z	Extended wide flange on body (20" Dia. x 1/4" thick)	\$ 1193.00

* Specify POG-6 for C.I. pipe and POG-6-PVC for PVC pipe 2", 3", 4" sizes use same gasket.

R1200-G LARGE SUMP ROOF DRAIN WITH BALLAST GUARD FOR I.R.M.A. ROOFS

R1200-G



LACQUERED CAST IRON BODY WITH:

MODEL NO.	WT Lbs.	OUTLET SIZE	POLY DOME (STANDARD)	CAST IRON DOME (-M)
R1202, 3, 4-G	21.00	2", 3", 4"	\$ 1349.00	\$ 1539.00
R1205, 6-G	23.00	5", 6"	\$ 1627.00	\$ 1817.00
R1208-G	25.00	8"	\$ 1902.00	\$ 2092.00

PARTS

A2 BODY	A2-PD	A2-BG	A2-C3	HS-1

ROOF DRAINS

R1200-HC LARGE SUMP ROOF DRAIN WITH ADJUSTABLE BALLAST GUARD FOR IRMA ROOFS

R1200-HC

125 IN² FREE AREA DOME
15"
7 1/2"
5" MIN TO 6 1/2" MAX ADJUSTABLE BALLAST GUARD WITH SLOTS SIZED TO PASS FINES BUT NOT BALLAST (A2-H) SUFFIX (-HC)
2", 3", 4", 5", 6", 8" NO HUB OUTLET (STANDARD)
SEE BODY HEIGHT CHART PAGE 131

OPTIONAL CAST IRON DOME (A2-MD) SUFFIX (-M)
SELF LOCKING POLYDOME STRAINER (A2-PD)
2 5/16" WIDE SERRATED MEMBRANE CLAMP AND GRAVEL STOP (A2-C3)
ROOF MEMBRANE (BY OTHERS)
(OPTIONAL) UNDERDECK CLAMP (A2-C3) SUFFIX (-U) AND HARDWARE SET (HS-3)
A2 DEEP SUMP BODY

Ø13.5
Ø8.4
7.5
5 MIN ADJUSTABLE TO 6.5 MAX
Ø15
Ø15
10
PIPE SIZE (SEE CHART)
BODY HEIGHT (SEE CHART)

PARTS

A2 BODY	A2-PD	A2-C3	A2-H	HS-3
		x2		
HS-1				

LACQUERED CAST IRON BODY WITH:

MODEL NO.	WT Lbs.	OUTLET SIZE	POLY DOME (STANDARD)	CAST IRON DOME (-M)
R1202, 3, 4-HC	44.50	2", 3", 4"	\$ 1569.00	\$ 1758.00
R1205, 6-HC	46.50	5", 6"	\$ 1847.00	\$ 2037.00
R1208-HC	9.00	8"	\$ 2122.00	\$ 2312.00

R1200-HC, R1200-JC, R1200-PR AND R1200-PR15 OPTIONAL VARIATIONS: ▶ CONTINUE ▶▶▶

SUFFIX	DESCRIPTION	LIST PRICE	SUFFIX	DESCRIPTION	LIST PRICE
-6	Vandal proof (Metal dome only) (H-1029)	\$ 113.00	-30	PVC socket connection body*(2", 3", 4")	No Add
-11	Acid resistant epoxy coated body, membrane clamp & dome	\$ 1231.00	-31	ABS socket connection body*(2", 3", 4")	No Add
-12	Galvanized metal dome (add to -M Price)	\$ 330.00	-81	Rough bronze dome (A2-MDL-81) (to poly dome)	\$ 750.00
-12A	Galvanized body and membrane clamp	\$ 869.00	-83	Stainless steel mesh screen over dome (A2-SSD) (to poly dome)	\$ 455.00
-12B	Galvanized metal dome and membrane clamp	\$ 598.00	-90	Threaded side outlet (cast iron only) (2", 3", 4") (N/A in 30,-31)	\$ 334.00
-13	Galvanized body, membrane clamp and dome	\$ 1234.00	-90-NH	No hub side outlet (cast iron only) (2", 3", 4") (N/A in 30,-31)	\$ 334.00
-28	Stainless steel body (Type 304)	\$ 3255.00	-B	Sump receiver (A2-BP)	\$ 245.00

*See next page for more options

R1200-JC LARGE SUMP ROOF DRAIN WITH S.S. BALLAST GUARD FOR I.R.M.A. ROOFS

R1200-JC

125 IN² FREE AREA DOME
15"
7 1/2"
6" OR SPECIFY
SEE BODY HEIGHT CHART PAGE 131

SELF LOCKING POLYDOME STRAINER (A2-PD)
MEMBRANE CLAMP AND GRAVEL STOP (A2-C3)
6" HIGH STAINLESS STEEL BALLAST GUARD (A2-BG) WITH 1/2" HOLES TO PASS SEDIMENT BUT NOT BALLAST
SERRATED ANCHOR FLANGE
(OPTIONAL) UNDERDECK CLAMP (A2-C3) SUFFIX (-U) AND HARDWARE SET (HS-3)
A2 BODY

2", 3", 4", 5", 6", 8" NO HUB OUTLET (STANDARD)

Ø13.5
Ø8.4
7.5
Ø0.5 TYP
6.0
Ø15.0
10
PIPE SIZE (SEE CHART)
BODY HEIGHT (SEE CHART)

PARTS

A2 BODY	A2-PD	A2-C3	A2-BG	HS-3
		x2		

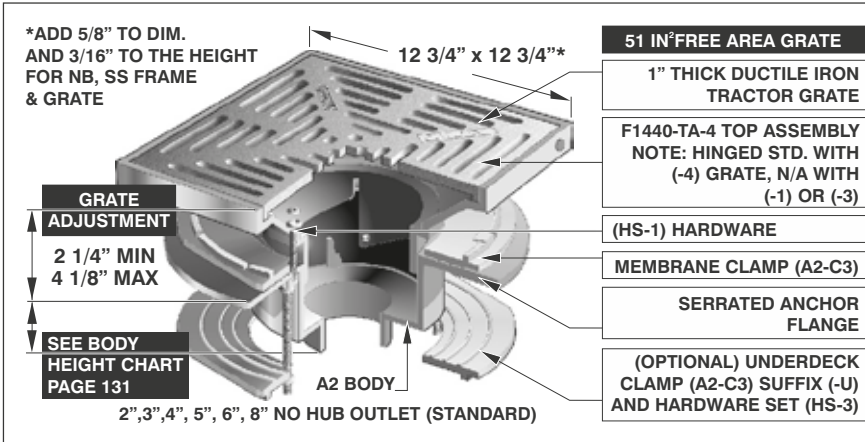
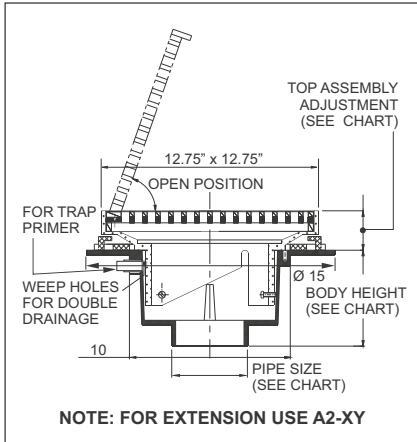
LACQUERED CAST IRON BODY WITH:

MODEL NO.	WT Lbs.	OUTLET SIZE	POLY DOME (STANDARD)	CAST IRON DOME (-M)
R1202, 3, 4-JC	28.00	2", 3", 4"	\$ 1569.00	\$ 1758.00
R1205, 6-JC	30.00	5", 6"	\$ 1847.00	\$ 2037.00
R1208-JC	32.00	8"	\$ 2122.00	\$ 2312.00

ROOF DRAINS

R1200-PR LARGE SUMP PROMENADE DECK DRAIN

R1200-PR



LACQUERED CAST IRON BODY WITH:					
MODEL NO.	WT Lbs.	OUTLET SIZE	DUCTILE IRON (-4)	DUCTILE IRON WITH NICKEL BRONZE (VENEER)(-1)	DUCTILE IRON WITH STAINLESS STEEL (VENEER)(-3)
R1202, 3, 4-PR	52.75	2", 3", 4"	\$ 1090.00	\$ 2003.00	\$ 2003.00
R1205, 6-PR	55.00	5", 6"	\$ 1369.00	\$ 2282.00	\$ 2282.00
R1208-PR	57.00	8"	\$ 1643.00	\$ 2556.00	\$ 2556.00

PARTS (*) Denotes strainer finish (-1, -3 or -4)

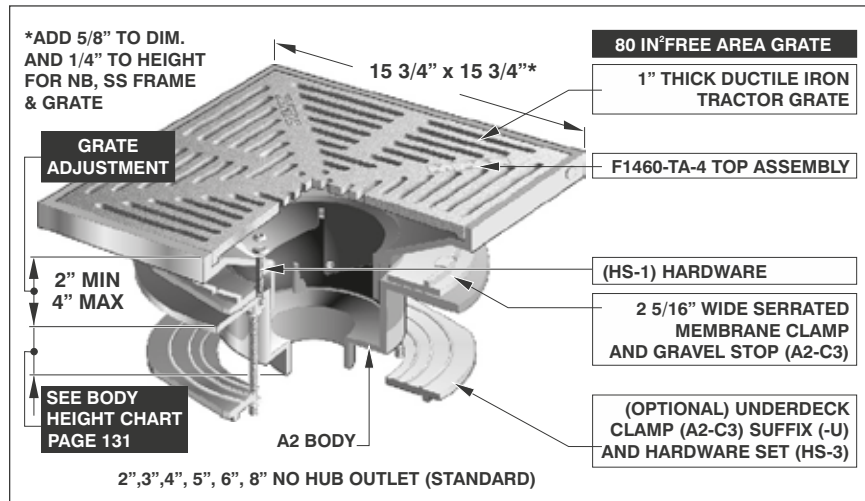
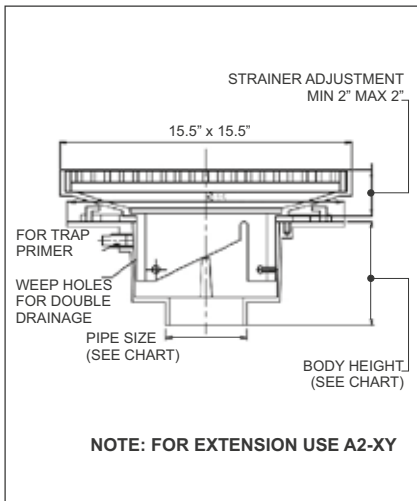
A2 BODY	F1440-TA-(*)	A2-C3	HS-1

R1200-HC, R1200-JC, R1200-PR, AND R1200-PR15 OPTIONAL VARIATIONS CONTINUED FROM PAGE 134:					
SUFFIX	DESCRIPTION	LIST PRICE	SUFFIX	DESCRIPTION	LIST PRICE
-C	Secondary clamp (A2-C3)	\$ 220.00	-U	Underdeck clamp (A2-C3) (A368-DC for 8")	\$ 220.00
-E	Adjustable extension (see page 114, point #7)	\$ 657.00	-U3	Underdeck clamp with cut away side (A2-C3-C0)	\$ 443.00
-EG	Galvanized adjustable extension	\$ 973.00	-V	Fixed extension, (2", 3", 4")(A2-V2, A2-V3, A2-V4)	\$ 599.00
-F1, -F2, -F3	Accuflow (parabolic weir) (R1200-HC and R1200-JC only)	\$ 1113.00	-VG	Galvanized fixed extension, (2", 3", 4")	\$ 903.00
-G	Ballast guard (A2-BG)	\$ 711.00	-W	Adjustable water dam (5" high x 4" diameter) (A2-C3-W and W-31)	\$ 800.00
-HC	Adj. ballast guard with secondary clamp	\$ 930.00	-W-1	Water proofing flange (A2-W-1)	\$ 400.00
-JC	Ballast guard with secondary clamp	\$ 930.00	-W2	2" internal water dam (A2-C3-W and W-31)	\$ 381.00
M-80	Low aluminum dome (4 1/4" high) (A2-MDL-80) (to poly dome)	\$ 224.00	-W3	3" internal water dam (A2-C3-W and W-31)	\$ 381.00
P	Push on outlet, (2", 3", 4", 6")*	No Add	-W4	4" internal water dam (A2-C3-W and W-31)	\$ 381.00
-R	2" external water dam (A2-WD)	\$ 210.00	X	Inside caulk outlet (2", 3", 4", 5" or 6")	No Add
T	Threaded outlet, (2", 3", 4", 5" or 6")	\$ 71.00	-Z	Extended wide flange on body (20" Dia .x 1/4 thick)	\$ 1193.00
			-5	Cast iron sediment bucket (A2-MB)	

* Specify POG-6 for C.I. pipe and POG-6-PVC for PVC pipe 2", 3", 4" sizes use same gasket.

R1200-PR15 LARGE SUMP PROMENADE DECK DRAIN WITH 15 SQUARE TOP

R1200-PR15



LACQUERED CAST IRON BODY WITH:					
MODEL NO.	WT Lbs.	OUTLET SIZE	DUCTILE IRON(-4)	DUCTILE IRON WITH NICKEL BRONZE (VENEER)(-1)	DUCTILE IRON WITH STAINLESS STEEL (VENEER)(-3)
R1202, 3, 4-PR15	69.00	2", 3", 4"	\$ 1810.00	\$ 2721.00	\$ 2721.00
R1205, 6-PR15	71.00	5", 6"	\$ 2088.00	\$ 2999.00	\$ 2999.00
R1208-PR15	73.00	8"	\$ 2363.00	\$ 3274.00	\$ 3274.00

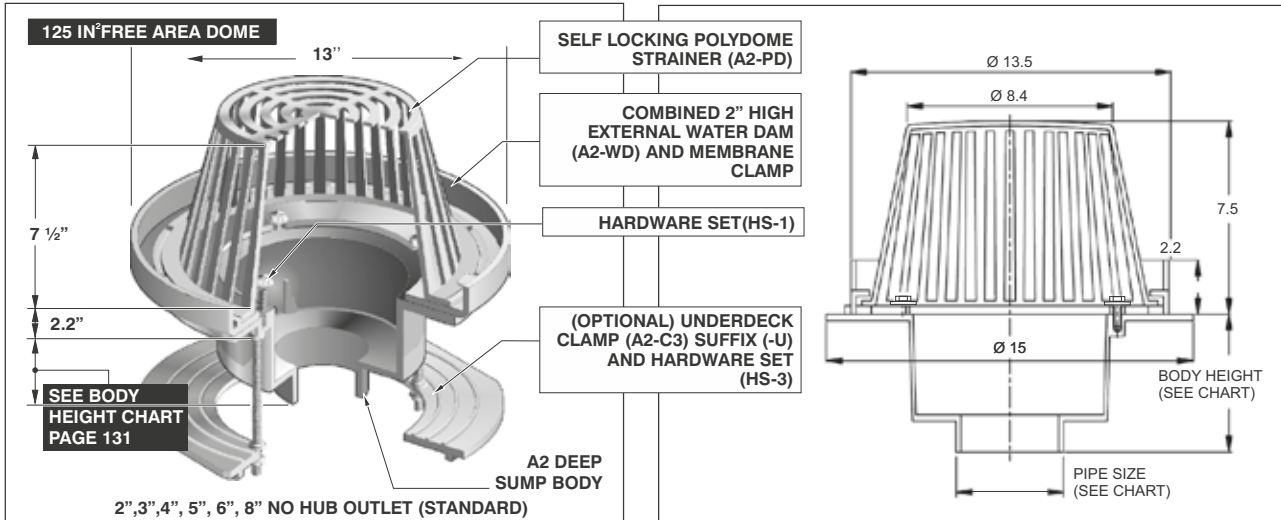
PARTS (*) Denotes strainer finish (-1, -3 or -4)

A2 BODY	F1460-TA-(*)	A2-C3	HS-1

ROOF DRAINS

R1200-R LARGE SUMP ROOF DRAIN WITH EXTERNAL 2" HIGH WATER DAM

R1200-R



LACQUERED CAST IRON BODY WITH:

MODEL NO.	WT. Lbs.	OUTLET SIZE	POLY DOME (STANDARD)	CAST IRON (-M)
R1202, 3, 4-R	21.50	2", 3", 4"	\$ 849.00	\$ 1038.00
R1205, 6-R	24.00	5", 6"	\$ 1127.00	\$ 1317.00
R1208-R	26.75	8"	\$ 1402.00	\$ 1592.00

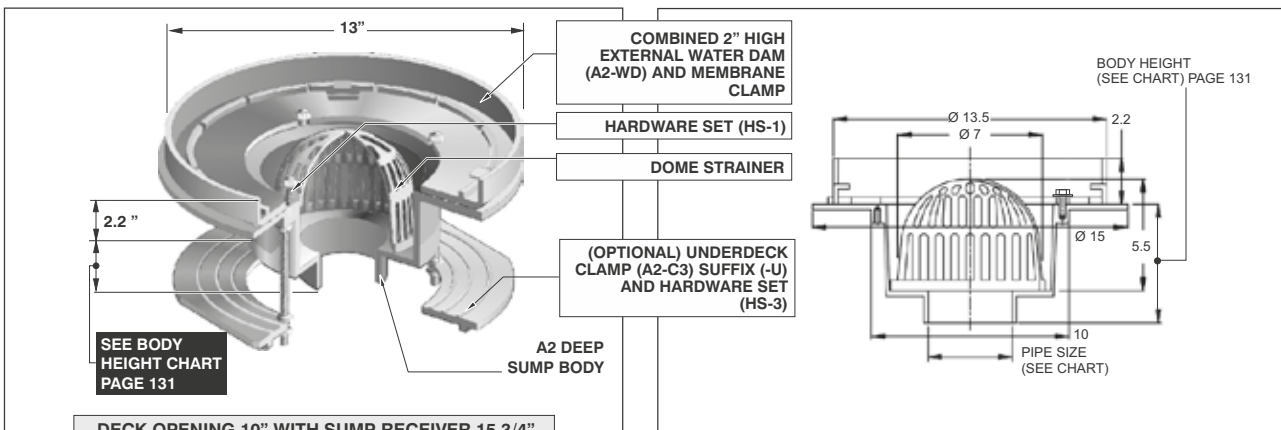
A2 BODY	A2-PD	A2-WD	HS-1	PARTS

R1200-R AND R1200-RS OPTIONAL VARIATIONS:

SUFFIX	DESCRIPTION	LIST PRICE	SUFFIX	DESCRIPTION	LIST PRICE
-6	Vandal proof (Metal dome only) (H-1029)	\$ 113.00	-E	Adjustable extension (See page 114, point #7)	\$ 657.00
-11	Acid resistant epoxy coated body, membrane clamp & dome	\$ 1231.00	-EG	Galvanized adjustable extension	\$ 973.00
-12	Galvanized metal dome (add to -M Price)	\$ 330.00	-G	Ballast guard (A2-BG)	\$ 711.00
-12A	Galvanized body and membrane clamp	\$ 869.00	-HC	Adj. ballast guard with secondary clamp	\$ 930.00
-12B	Galvanized metal dome and membrane clamp	\$ 598.00	-JC	Ballast guard with secondary clamp	\$ 930.00
-13	Galvanized body, membrane clamp and dome	\$ 1234.00	-M-80	Low aluminum dome (4 1/4" high) (A2-MDL-80) (to poly dome)	\$ 224.00
-28	Stainless steel body (Type 304)	\$ 3255.00	P	Push on outlet, (2", 3", 4", 6") Specify POG-6 for C.I. pipe (A368-DC for 8") & POG-6-PVC for PVC pipe 2", 3", 4" use same gasket.	No Add
-30	PVC socket connection body* (2", 3", 4")	No Add	T	Threaded outlet, (2", 3", 4", 5" or 6")	\$ 71.00
-31	ABS socket connection body* (2", 3", 4")	No Add	-U	Underdeck clamp (A2-C3) (A368-DC for 8")	\$ 220.00
-81	Rough bronze dome (A2-MDL-81) (to poly dome)	\$ 750.00	-U3	Underdeck clamp with cut away side (A2-C3-C0)	\$ 443.00
-83	Stainless steel mesh screen over dome (A2-SSD) (to poly dome)	\$ 455.00	-W-1	Water proofing flange (A2-W-1)	\$ 400.00
-90	Threaded side outlet (cast iron only) (2", 3", 4") (N/A in -30, -31)	\$ 334.00	X	Inside caulk outlet, (2", 3", 4", 5" or 6")	No Add
-90-NH	No hub side outlet (cast iron only) (2", 3", 4") (N/A in -30, -31)	\$ 334.00	-Z	Extended wide flange on body (20" Dia. x 1/4 thick)	\$ 1193.00
-B	Sump receiver (A2-BP)	\$ 245.00			
-C	Secondary clamp (A2-C3)	\$ 220.00			

R1200-RS LARGE SUMP ROOF DECK CONDENSATE RECEPTION DRAIN

R1200-RS



LACQUERED CAST IRON BODY WITH:

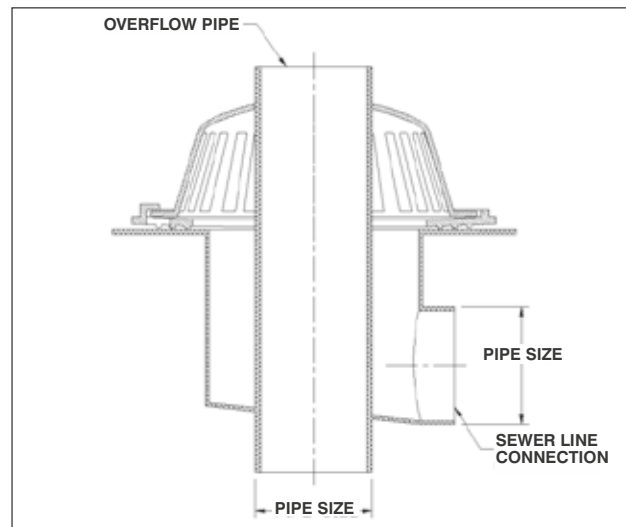
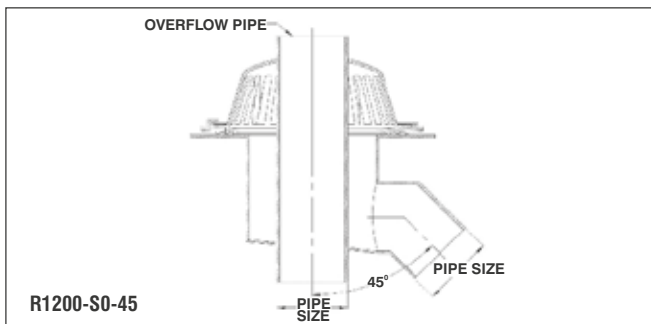

MODEL NO.	WT. Lbs.	OUTLET SIZE	POLY DOME (STANDARD)
R1202, 3, 4-RS	22.00	2", 3", 4"	\$ 850.00
R1205, 6-RS	23.00	5", 6"	\$ 1139.00

A2 BODY	A1-PD	A2-WD	HS-1	PARTS

ROOF DRAINS

R1200-S0 EXTRA DEEP SUMP, DUAL OUTLET ROOF DRAIN

R1200-S0



LACQUERED CAST IRON BODY WITH:

MODEL NO.	WT Lbs.	"A" PIPE SIZE	"B"	LIST PRICE
R1203-S0	60.00	3"	5 9/16"	\$ 2635.00
R1204-S0	60.00	4"	5 9/16"	\$ 3027.00
R1206-S0	60.00	6"	5"	\$ 3182.00

R1200-S0 OPTIONAL VARIATIONS:

SUFFIX	DESCRIPTION	LIST PRICE
-6	Vandal proof (H-1029)	\$ 113.00
-11	Acid resistant epoxy coated body, membrane clamp & dome	\$ 1231.00
-12	Galvanized metal dome	\$ 329.00
-12A	Galvanized body and membrane clamp	\$ 869.00
-12B	Galvanized metal dome and membrane clamp	\$ 598.00
-13	Galvanized body, membrane clamp and dome	\$ 1231.00
-45	45 Degree sewer line connection outlet	No Add
-83	Stainless steel mesh screen over dome	\$ 455.00
-B	Sump receiver (A2-BP)	\$ 245.00
-DU	Fabricated, powder epoxy coated steel dome on overflow pipe 3", 4"	\$ 1090.00
-DU-6	Fabricated, powder epoxy coated steel dome on overflow pipe 6"	\$ 1664.00
-G	Ballast guard (A2-BG)	\$ 711.00
-MS	Stainless steel mesh screen on overflow pipe	\$ 338.00
-OP	2" high overflow pipe	No Add
-U	Underdeck clamp (A2-C3-C0)	\$ 220.00
-V	Fixed extension (2", 3", 4") (A2-V2, A2-V3, A2-V4)	\$ 599.00

ROOF DRAINS

R1200-W LARGE SUMP ROOF DRAIN WITH ADJUSTABLE INTERNAL STANDPIPE DAM

R1200-W

125 IN² FREE AREA DOME

SELF LOCKING POLYDOME STRAINER (A2-PD)

**4\"/>

**2 5/16\"/>

(OPTIONAL) UNDERDECK CLAMP (A2-C3) SUFFIX (-U) AND HARDWARE SET (HS-3)

2\",3\",4\",5\",6\" NO HUB OUTLET (STANDARD)

LACQUERED CAST IRON BODY WITH:

MODEL NO.	WT Lbs.	OUTLET SIZE	POLY DOME (STANDARD)	CAST IRON DOME (-M)
R1202, 3, 4-W	22.00	2\", 3\", 4\"	\$ 1019.00	\$ 1209.00
R1205, 6-W	23.50	5\", 6\"	\$ 1297.00	\$ 1487.00

PARTS

A2 BODY	A2-PD	A2-C3-W	HS-1	W-31

R1200-W, R1200-Z and R1200-90 OPTIONAL VARIATIONS

SUFFIX	DESCRIPTION	LIST PRICE	SUFFIX	DESCRIPTION	LIST PRICE
-6	Vandal proof (Metal dome only) (H-1029)	\$ 113.00	-G	Ballast guard (A2-BG)	\$ 711.00
-11	Acid resistant epoxy coated body, membrane clamp & dome	\$ 1231.00	-HC	Adj. ballast guard with secondary clamp	\$ 930.00
-12	Galvanized metal dome (add to -M Price)	\$ 330.00	-JC	Ballast guard with secondary clamp	\$ 930.00
-12A	Galvanized body and membrane clamp	\$ 869.00	M-80	Low aluminum dome (4 1/4\"/>	
-12B	Galvanized metal dome and membrane clamp	\$ 598.00	P	Push on outlet, (2\", 3\", 4\"/>	
-13	Galvanized body, membrane clamp and dome	\$ 1234.00	-R	2\"/>	
-28	Stainless steel body (Type 304)	\$ 3255.00	T	Threaded outlet, (2\", 3\", 4\", 5\"/>	
-30	PVC socket connection body* (2\", 3\", 4\")	No Add	-U	Underdeck clamp (A2-C3) (A368-DC for 8\")	\$ 220.00
-31	ABS socket connection body* (2\", 3\", 4\")	No Add	-U3	Underdeck clamp with cut away side (A2-C3-C0)	\$ 443.00
-81	Rough bronze dome (A2-MDL-81) (to poly dome)	\$ 750.00	-V	Fixed extension, (2\", 3\", 4\") (A2-V2, A2-V3 or A2-V4)	\$ 599.00
-83	Stainless steel mesh screen over dome (A2-SSD) (to poly dome)	\$ 455.00	-VG	Galvanized fixed extension, (2\", 3\", 4\")	\$ 903.00
-90	Threaded side outlet (cast iron only), 2\", 3\", 4\"/>				
-90-NH	No hub side outlet (cast iron only), 2\", 3\", 4\"/>				
-B	Sump receiver (A2-BP) (A2-BP-90 for R1200-90 Series)	\$ 245.00	-W	Adjustable water dam (5\"/>	
-C	Secondary clamp (A2-C3)	\$ 220.00	-W1	Water proofing flange (A2-W1)	\$ 400.00
-E	Adjustable extension (see page 114, point #7)	\$ 657.00	-W2	2\"/>	
-EG	Galvanized adjustable extension	\$ 973.00	-W3	3\"/>	
-F1, -F2, -F3	Accuflow (parabolic weir) (A2-F1, A2-F2, A2-F3) (R1200-Z only)	\$ 1113.00	-W4	4\"/>	
			X	Inside caulk outlet (2\", 3\", 4\", 5\"/>	
			-Z	Extended wide flange on body (20\"/>	

R1200-Z LARGE SUMP DEXOTEX ROOF DRAIN WITH WIDE DECK FLANGE FOR LIQUID MEMBRANE ROOF

R1200-Z

125 IN² FREE AREA DOME

SELF LOCKING POLYDOME STRAINER (A2-PD)

EXTENDED DECK FLANGED DEEP SUMP BODY

MEMBRANE CLAMP AND GRAVEL STOP (A2-C3)

(OPTIONAL) UNDERDECK CLAMP (A2-C3) SUFFIX (-U) AND HARDWARE SET (HS-3)

A2 BODY

DEEP SUMP

2\",3\",4\",5\",6\",8\" NO HUB OUTLET (STANDARD)

LACQUERED CAST IRON BODY WITH:

MODEL NO.	WT Lbs.	OUTLET SIZE	POLY DOME (STANDARD)	CAST IRON DOME (-M)
R1202, 3, 4-Z	38.00	2\", 3\", 4\"	\$ 1838.00	\$ 2027.00
R1205, 6-Z	38.00	5\", 6\"	\$ 2116.00	\$ 2306.00
R1208-Z	39.00	8\"	\$ 2391.00	\$ 2581.00

PARTS

A6T-PB-Z	A2-PD	A2-C3	HS-1	A3-PG

A1-(*)

A1-(*)

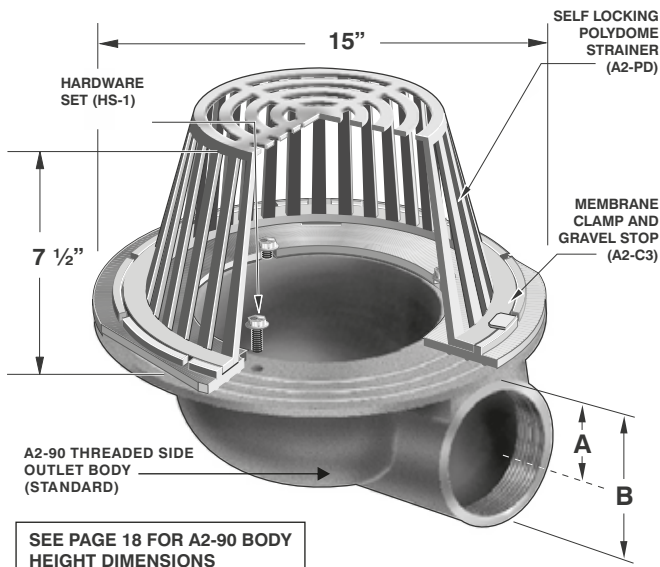
PARTS (*) Denotes outlet size and type

ROOF DRAINS

R1200-90 LARGE SUMP ROOF DRAIN WITH SIDE OUTLET

R1200-90

125 IN² FREE AREA DOME



PARTS	A2-(*)T-90	A2-PD	A2-2, 3, 4-90-NH
	A2-C3	HS-1	

* Specify 2", 3", or 4" THREADED SIDE OUTLET BODY

ADD SUFFIX - NH FOR OPTIONAL NO HUB OUTLET NO ADD

LACQUERED CAST IRON BODY WITH:

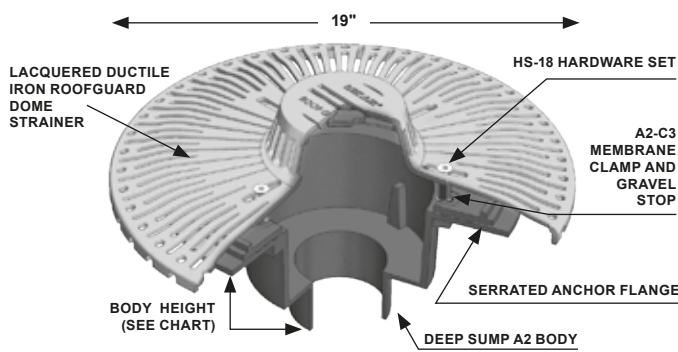
MODEL NO.	WT Lbs.	OUTLET SIZE	POLY DOME (STANDARD)	CAST IRON (-M) DOME
R1202, 3, 4-90	28.50	2", 3", 4"	\$ 972.00	\$ 1162.00

BODY HEIGHT


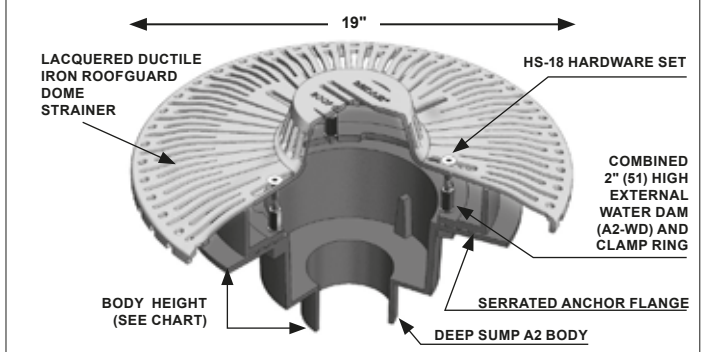
PIPE SIZE	"B" BODY HIGHT	"A" DIMENSION THREADED OUTLET	"A" DIMENSION NO HUB OUTLET
2" (51)	5 3/4" (146)	4 3/8" (111)	3 7/8" (98)
3" (76)	5 3/4" (146)	3 3/4" (95)	3 3/8" (86)
4" (102)	5 3/4" (146)	3 1/4" (83)	2 7/8" (73)

See page 138 for Optional Variations

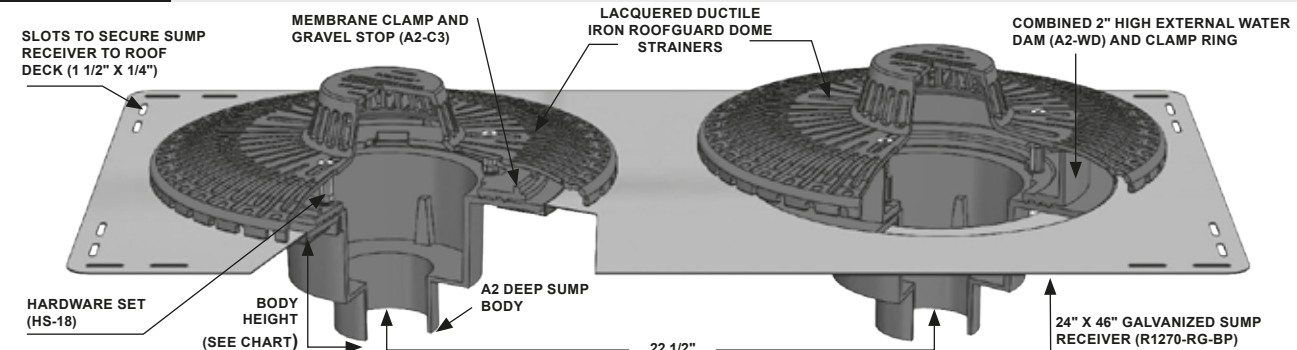
R1200-RG LARGE SUMP ROOF DRAIN WITH DUCTILE IRON ROOFGUARD



R1200-R-RG LARGE SUMP ROOF DRAIN WITH OVERFLOW AND DUCTILE IRON ROOFGUARD



R1270-RG COMBINED LARGE SUMP ROOF AND OVERFLOW DRAIN WITH DUCTILE IRON ROOFGUARD


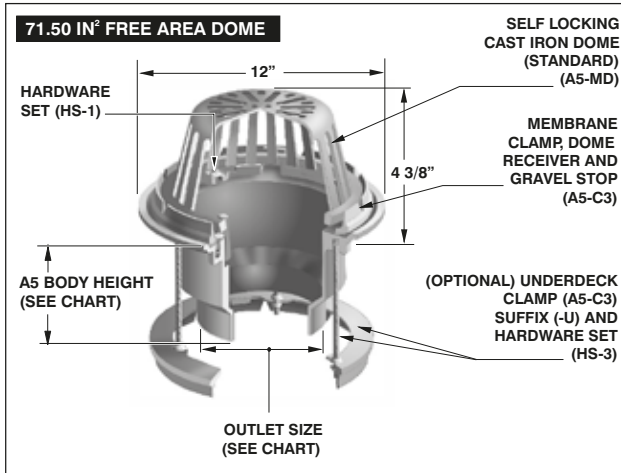


The List Prices of the R1200-RG, R1200-R-RG and R1270-RG are the same as the List Prices of the R1200-M, R1200-M-R and R1270-M.

ROOF DRAINS

R1220 MEDIUM SUMP ROOF DRAIN

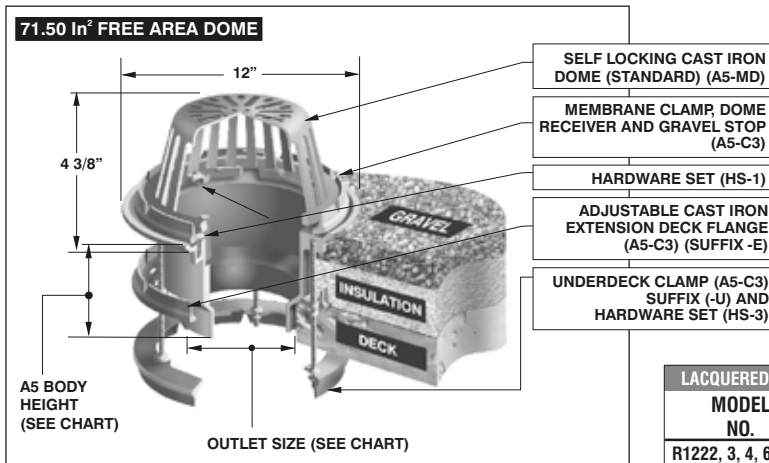
R1220



LACQUERED CAST IRON BODY WITH:			
MODEL NO.	WT Lbs.	OUTLET SIZE (NO HUB STANDARD)	CAST IRON DOME (-M)
R1222, 3, 4, 6	26.50	2", 3", 4", 6"	\$ 568.00

R1220-EU MEDIUM SUMP EXTENSION ROOF DRAIN FOR 1 3/4" TO 7" INSULATION

R1220-EU




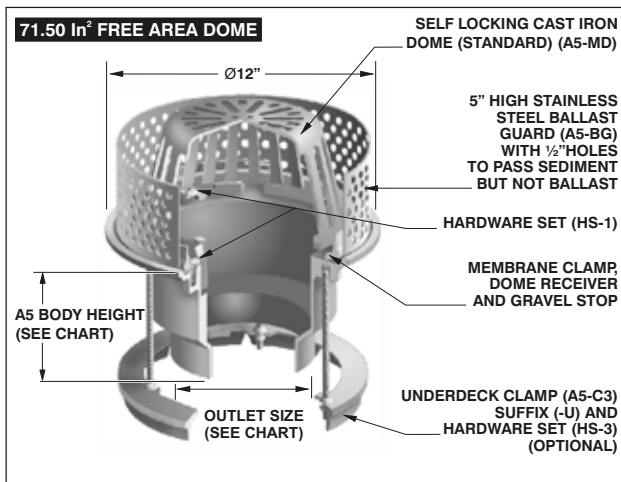
LACQUERED CAST IRON BODY WITH:			
MODEL NO.	WT Lbs.	OUTLET SIZE (NO HUB STANDARD)	CAST IRON DOME (-M)
R1222, 3, 4, 6-EU	26.50	2", 3", 4", 6"	\$ 1024.00

R1220, R1220-EU, R1220-G, R1220-JC, R1220-R AND R1220-RS OPTIONAL VARIATIONS:				CONTINUE	
SUFFIX	DESCRIPTION	LIST PRICE	SUFFIX	DESCRIPTION	LIST PRICE
-6	Vandal proof (Metal dome only) (H-1029)	\$ 104.00	-83	Stainless steel mesh screen over dome	\$ 421.00
-11	Acid resistant epoxy coated body, membrane clamp & dome	\$ 922.00	-B	Sump receiver (A5-BP)	\$ 232.00
-12	Galvanized metal dome (add to -M Price)	\$ 115.00	-C	Secondary clamp (A5-C3)	\$ 136.00
-12A	Galvanized body and membrane clamp	\$ 299.00	-E	Adjustable extension (See page 114, point #7)	\$ 457.00
-13	Galvanized body, membrane clamp and dome	\$ 357.00	-EG	Galvanized adjustable extension	\$ 1024.00

See next page for more options

R1220-G MEDIUM SUMP ROOF DRAIN WITH BALLAST GUARD FOR IRMA ROOFS

R1220-G

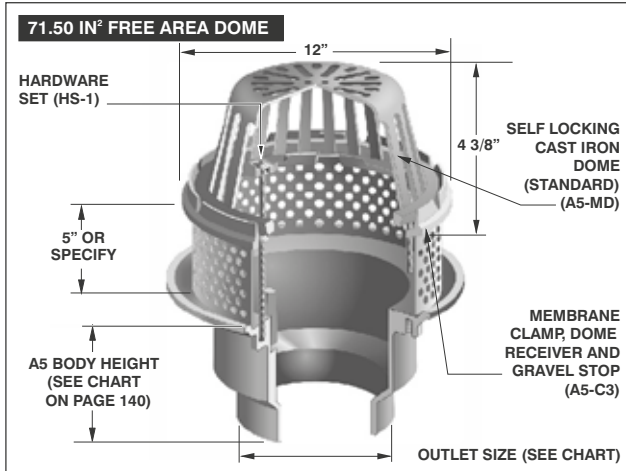


LACQUERED CAST IRON BODY WITH:			
MODEL NO.	WT Lbs.	OUTLET SIZE (NO HUB STANDARD)	CAST IRON DOME (-M)
R1222, 3, 4, 6-G	32.00	2", 3", 4", 6"	\$ 1136.00

A5 BODY HEIGHT CHART		
PIPE SIZE	NO HUB (STANDARD)	INSIDE CAULK (X)
2"	6 1/2"	6.575"
3"	6 1/2"	6.575"
4"	6 1/2"	6.575"
6"	6 1/2"	6.575"

ROOF DRAINS

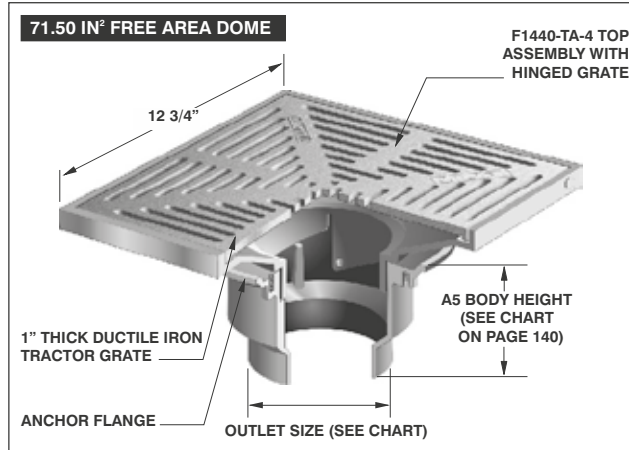
R1220-JC MEDIUM SUMP DRAIN WITH STAINLESS STEEL BALLAST GUARD



LACQUERED CAST IRON BODY WITH:			
MODEL NO.	WT Lbs.	OUTLET SIZE	CAST IRON DOME (-M)
R1222,3,4,6-JC	21.00	2",3",4",6"	\$ 1272.00

MEDIUM SUMP PROMENADE DECK DRAIN

R1220-PR



*Denotes Strainer finish (-1,-3 or -4)




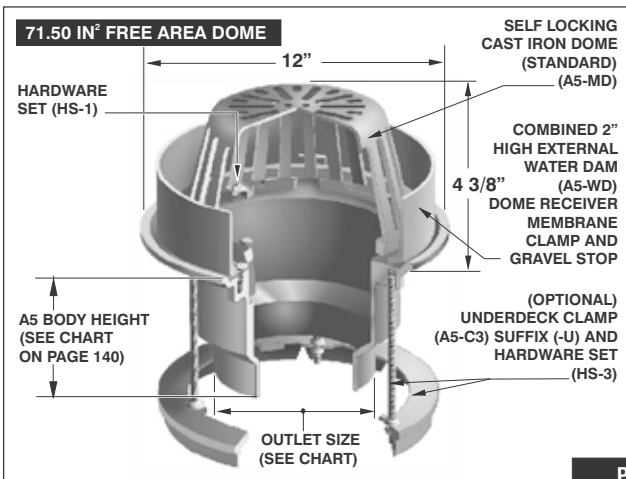
LACQUERED CAST IRON BODY WITH:					
MODEL NO.	WT Lbs.	OUTLET SIZE	DUCTILE IRON (-4)	NICKEL BRONZE (VENEER)(-1)	STAINLESS STEEL (VENEER)(-3)
R1222,3,4,6-PR	53.00	2",3",4",6"	\$ 980.00	\$ 1649.00	\$ 1649.00

R1220, R1220-EU, R1220-G, R1220-JC, R1220-R AND R1220-RS OPTIONAL VARIATIONS:

SUFFIX	DESCRIPTION	LIST PRICE
-G	Ballast guard (A5-BG)	\$ 568.00
-HC	Adjustable ballast guard with secondary clamp	\$ 704.00
-JC	Ballast guard with secondary clamp	\$ 704.00
-R	2" external water dam (A5-WD)	\$ 175.00
-U	Underdeck clamp (A5-C3)	\$ 136.00

SUFFIX	DESCRIPTION	LIST PRICE
-U3	Underdeck clamp with cut away side (A5-C3-U)	\$ 136.00
-W-1	Water proofing flange (A5-W-1)	\$ 400.00
X	Inside caulk outlet (2",3",4",6")	No Add
-Z	Extended wide flange on body (20" dia. x 1/4" thick)	\$ 1193.00
-5	Cast iron sediment bucket (A2-MB) for R1220-PR only	\$ 232.00

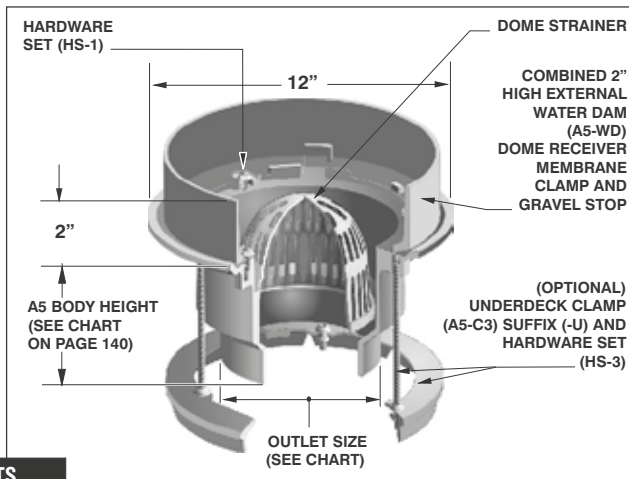
R1220-R MEDIUM SUMP ROOF DRAIN WITH INTEGRAL 2" WATER DAM



LACQUERED CAST IRON BODY WITH:			
MODEL NO.	WT Lbs.	OUTLET SIZE	CAST IRON DOME (-M)
R1222,3,4,6-R	21.00	2",3",4",6"	\$ 743.00

MEDIUM SUMP ROOF DECK CONDENSATE RECEPTOR DRAIN

R1220-RS



LACQUERED CAST IRON BODY WITH:			
MODEL NO.	WT Lbs.	OUTLET SIZE	POLY DOME (STANDARD)
R1222,3,4,6-RS	28.00	2",3",4",6"	\$ 652.00

ROOF DRAINS

R1250 EXTRA DEEP SUMP ROOF DRAIN

R1250

125 in² FREE AREA DOME

15"

7 1/2"

2", 3", 4", 5", 6"
NO HUB OUTLET (STANDARD)
(SEE A3 BODY NOTE ON PAGE 19)

OPTIONAL CAST IRON DOME [A2-MD] SUFFIX (-M)

SELF LOCKING POLY DOME STRAINER (A2-PD)

HARDWARE SET (HS-1)

2 5/16" WIDE SERRATED MEMBRANE CLAMP AND GRAVEL STOP

A3 EXTRA DEEP SUMP BODY

OPTIONAL UNDERDECK CLAMP (A368-DC) SUFFIX (-U) AND HARDWARE SET (HS-3)

PARTS
(* Denotes outlet size (2, 3, 4 or 6))

A2-PD	A2-C3	A1-(*)	A3-PG
-------	-------	--------	-------

A3 BODY HEIGHT

PIPE SIZE	NO HUB (STANDARD)	PUSH ON (P)	THREADED "T"	INSIDE CAULK (X)	PVC / ABS (-30 / 31)
2"	12" 3/4"	12 3/4"	11 1/2"	12"	12 1/8"
3"	12" 3/4"	12 3/4"	11 7/8"	12"	12 3/8"
4"	12" 3/4"	12 3/4"	11 7/8"	12"	12 3/8"
5"	12"	-	11 7/8"	15 1/8"	-
6"	12"	15 7/8"	-	-	-

LACQUERED CAST IRON BODY WITH:

MODEL NO.	WT Lbs.	OUTLET SIZE	POLY DOME (STANDARD)	CAST IRON DOME (-M)
R1252,3,4	35.00	2",3",4"	\$ 2029.00	\$ 2218.00
R1255,6	35.00	5",6"	\$ 2326.00	\$ 2516.00

R1250 OPTIONAL VARIATIONS:

SUFFIX	DESCRIPTION	LIST PRICE	SUFFIX	DESCRIPTION	LIST PRICE
-6	Vandal proof (metal dome only) (H-1029)	\$ 113.00	-M-80	Low aluminum dome (4 1/4" high) (A2-MDL-80) (to poly dome)	\$ 224.00
-11	Acid resistant epoxy coated body, membrane clamp & dome	\$ 1231.00	P	Push on outlet (2",3",4")	No Add
-12	Galvanized metal dome (add to -M Price)	\$ 330.00	-R	2" external water dam (A2-WD) (A7-WD for R1260)	\$ 210.00
-12B	Galvanized metal dome and membrane clamp	\$ 598.00	T	Threaded outlet (2",3",4")	\$ 71.00
-13	All galvanized	\$ 1227.00	-U	Underdeck clamp (A368-DC)	\$ 220.00
-30	PVC Socket connection (2",3",4")	No Add	-V	Fixed extension, 2"-4"	\$ 599.00
-31	ABS Socket connection (2",3",4")	No Add	-VG	Galvanized fixed extension, (2",3",4")	\$ 903.00
-81	Rough bronze dome (A2-MDL-81) (to poly dome)	\$ 813.00	-W	Adjustable water dam (5" high x 4" DIA.) (A2-C3-W and W-31)	\$ 800.00
-83	Stainless steel mesh screen over dome (A2-SSD) (to poly dome)	\$ 455.00	-W-1	Water proofing flange (A2-W1)	\$ 400.00
-B	Sump Receiver (A2-BP)	\$ 245.00	-W2	2" internal water dam (W-31, 2" high)	\$ 381.00
-C	Secondary clamp (A2-C3)	\$ 220.00	-W3	3" internal water dam (W-31, 3" high)	\$ 381.00
-E	Adjustable extension (See page 114, #7)	\$ 657.00	-W4	4" internal water dam (W-31, 4" high)	\$ 381.00
-EG	Galvanized extension	\$ 973.00	-W6	Adjustable water dam, 6" DIA. (A2-C3-W6)	\$ 869.00
-G	Ballast guard (A2-BG)	\$ 711.00	X	Inside caulk connection (2",3",4")	No Add
-HC	Adjustable ballast guard with secondary clamp	\$ 930.00	-Z	Extended wide flange on body (20" dia. x 1/4" thick)	\$ 1193.00
-JC	Ballast guard with secondary clamp	\$ 930.00			

R1260 EXTRA LARGE SUMP, HIGH FLOW ROOF DRAIN

R1260

125 in² FREE AREA DOME

16 5/8"

7 1/2"

10" No Hub 5 5/8"
12" No Hub 5 5/8"
10" inside caulk 5 5/8"

OPTIONAL CAST IRON DOME [A2-MD] SUFFIX (-M)

SELF LOCKING POLY DOME STRAINER (A2-PD)

HARDWARE SET (HS-7)

2 5/16" WIDE SERRATED MEMBRANE CLAMP AND GRAVEL STOP (A7-C3)

OPTIONAL UNDERDECK CLAMP (A7-UDC) SUFFIX (-U) AND HARDWARE SET (HS-8)

A7 DEEP SUMP BODY

DECK OPENING 13 1/2" WITH SUMP RECEIVER 16 1/2"

SEE PAGE 143 FOR R1260 OPTIONAL VARIATIONS

LACQUERED CAST IRON BODY WITH:

MODEL NO.	WT Lbs.	OUTLET SIZE	POLY DOME (STANDARD)	CAST IRON DOME (-M)
R1261	29.50	10"	\$ 1694.00	\$ 1884.00
R1262	29.50	12"	\$ 1829.00	\$ 2018.00

DOME RECEIVER, CLAMP & EXTENSION RING GUIDE

BODY & OUTLET SIZE	DOME RECEIVER*	DECK CLAMP	EXTENSION RING & HARDWARE	SUMP RECEIVER
A7-10NH	A7-C3*	A7-UDC-10	A7-UDC-10 & HS-8	A7-BP
A7-12NH	A7-C3*	A7-UDC-12	A7-UDC-12 & HS-8	A7-BP
A7-10X	A7-C3*	A7-UDC-12	A7-UDC-12 & HS-8	A7-BP

* USES HS-7 HARDWARE SET

ROOF DRAINS

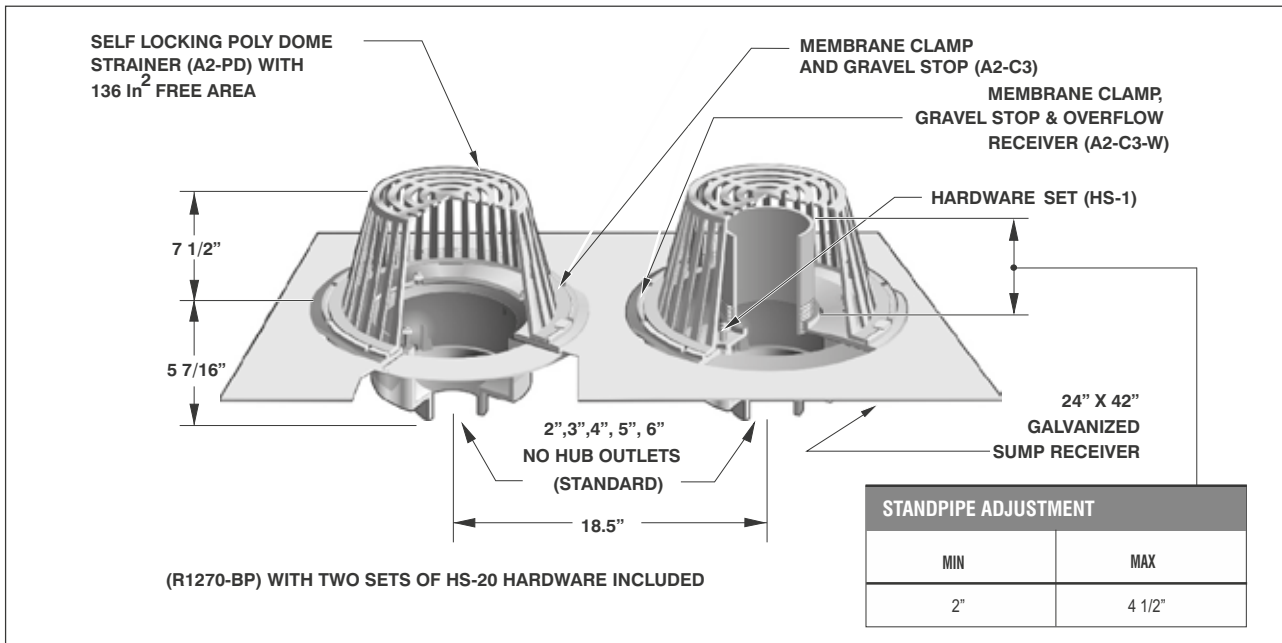
R1260 OPTIONAL VARIATIONS

R1260

R1260 OPTIONAL VARIATIONS:					
SUFFIX	DESCRIPTION	LIST PRICE	SUFFIX	DESCRIPTION	LIST PRICE
-6	Vandal proof (metal dome only) (H-1029)	\$113.00	-JC	Ballast Guard with secondary clamp	\$930.00
-11	Acid resistant epoxy coated body, membrane clamp & dome	\$1696.00	-M-80	Low aluminum dome (4 1/4" high) (A2-MDL-80)	\$224.00
-12	Galvanized metal dome (add to -M Price)	\$329.00	-R	2" external water dam (A7-WD)	\$614.00
-12B	Galvanized metal dome and membrane clamp	\$598.00	-U	Underdeck clamp (A7-UDC-10 for 10" and A7-UDC-12 for 12")	\$220.00
-13	All galvanized	\$1293.00	-V	Fixed extension - 2", 3" or 4" (A7-V2,3 or 4)	\$898.00
-81	Rough bronze dome (A2-MDL-81)	\$813.00	-VG	Galvanized fixed extension - 2", 3" or 4" (A7-V2,3 or 4)	\$1358.00
-83	Stainless steel mesh screen over dome (A2-SSD)	\$455.00	-W	Adjustable water dam (5" high x 4" DIA.) (W-31)	\$969.00
-B	Sump receiver (A7-BP)	\$245.00	-W-1	Waterproofing flange (A7-W1)	\$400.00
-C	Secondary clamp (A7-C3)	\$220.00	-W2	2" internal water dam (W-31, 2" high)	\$969.00
-E	Adjustable extension	\$817.00	-W3	3" internal water dam (W-31, 3" high)	\$969.00
-EG	Galvanized extension	\$1358.00	-W4	4" internal water dam (W-31, 4" high)	\$969.00
-G	Ballast Guard (A2-BG)	\$711.00	-W6	Adjustable water dam (6" DIA.) (A7-C3-W6)	\$969.00

R1270 COMBINED LARGE SUMP ROOF DRAIN AND SECONDARY OVERFLOW DRAIN

R1270



PARTS	A2 BODY	A2-PD	A2-C3	HS-1	W-31	A2-C3-W	R1270-BP
	 X2	 X2		 X2			

* A2-C3-W is standard with a 4" standpipe opening. For 6" outlets, specify A2-C3-W6 and W6-31.

LACQUERED CAST IRON BODY WITH:				
MODEL NO.	WT Lbs.	OUTLET SIZE	POLY DOME (STANDARD)	CAST IRON DOME (-M)
R1272,3,4	38.00	2", 3", 4"	\$ 2259.00	\$ 2638.00
R1275,6	42.00	5", 6"	\$ 2805.00	\$ 3184.00
R1278	46.00	8"	\$ 3355.00	\$ 3734.00

Note: The quantity of dome bodies and clamps referenced below is two. The List Price stated is for 2 pieces of these items.

R1270 OPTIONAL VARIATIONS:					
SUFFIX	DESCRIPTION	LIST PRICE	SUFFIX	DESCRIPTION	LIST PRICE
-6	Vandal proof (metal domes only) (H-1029)	\$ 225.00	-A5	Medium sump bodies (deduct)	\$ -498.00
-11	Acid resistant epoxy coated body, membrane clamp & dome	\$ 2459.00	-E	Adjustable extension (A2-H)	\$ 1314.00
-12	Galvanized metal domes (add to -M Price)	\$ 1313.00	-G	Ballast guards (A2-BG)	\$ 1421.00
-12B	Galvanized metal domes and membrane clamps	\$ 1194.00	-M-80	Low profile aluminum domes (A2-MDL-80) (to poly dome)	\$ 449.00
-13	All galvanized	\$ 2468.00	NH	No hub outlets (2", 3", 4", 6", 8")	Standard
-28	Stainless Steel Bodies (Type 304)	\$ 6509.00	P	Push on outlets (2", 3", 4", 6")*	No Add
-30	PVC socket connection bodies* (2", 3", 4")	No Add	T	Threaded outlets (2", 3", 4", 5" or 6")	\$ 143.00
-31	ABS socket connection bodies* (2", 3", 4")	No Add	-U	Underdeck clamps	\$ 439.00
-81	Rough bronze domes (A2-MDL-81) (to poly dome)	\$ 1500.00	X	Inside caulk outlets (2", 3", 4", 5" or 6")	No Add
-83	Stainless steel mesh screen over domes (A2-SSD) (to poly dome)	\$ 911.00			

* 2", 3", 4" outlet sizes only

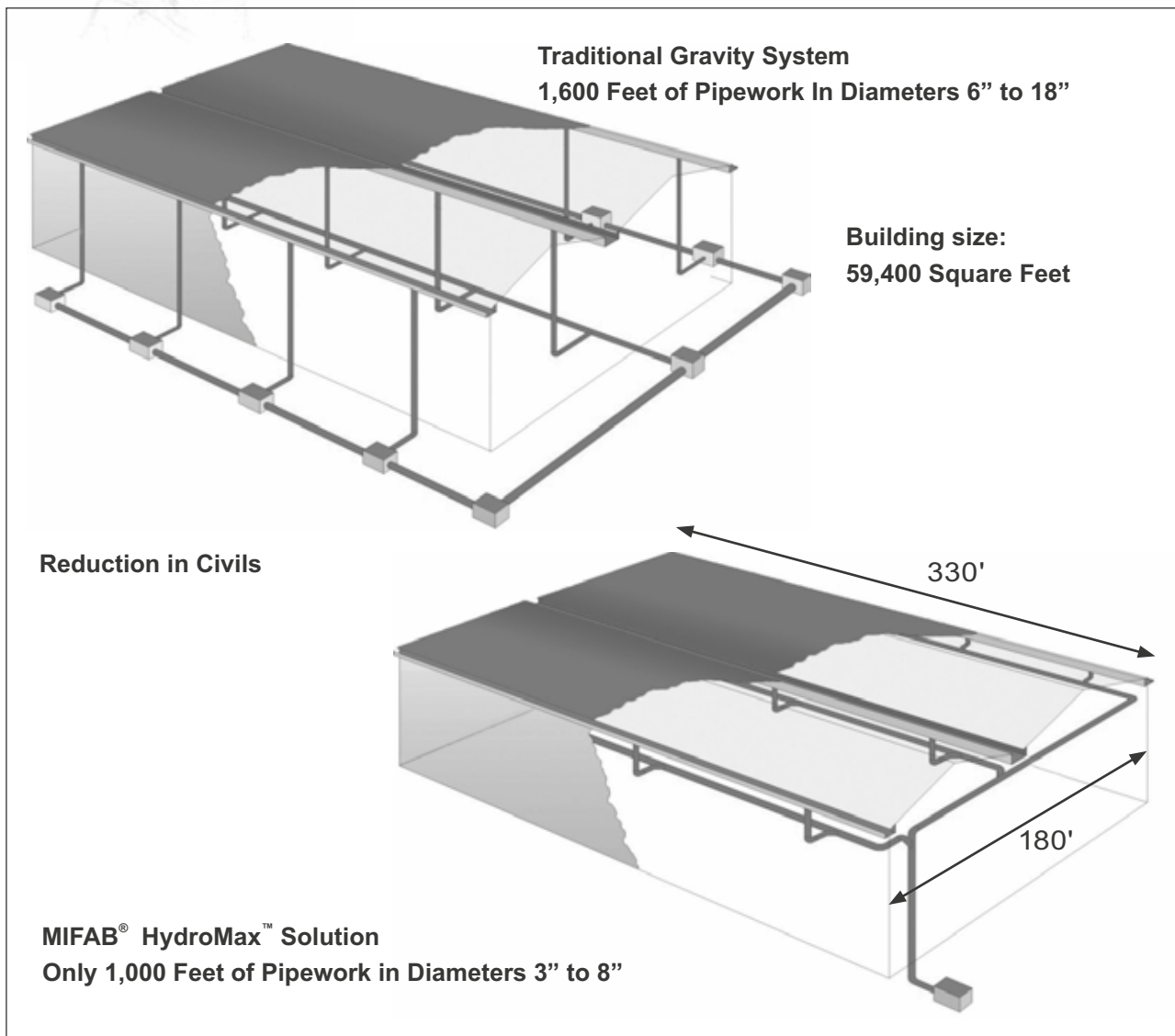
* Specify POG-6 for C.I. pipe and POG-6-PVC for PVC pipe 2", 3", 4" sizes use same gasket.



INTRODUCTION



MIFAB® has taken the leadership in providing superior siphonic drainage solutions specifically engineered for the U.S., Canada and Mexico markets. Siphonic roof drainage solutions have been successfully used for nearly 50 years. The Mifab® HYDROMAX™ siphonic solutions are based on the latest ASPE/ANSI 45 Standard and with hundreds of HYDROMAX™ projects using many thousands of HYDROMAX™ siphonic roof drains tested to ASME/ANSI A112.6.9:2005 drain standard with IAPMO listing. The MIFAB HYDROMAX siphonic solutions are compliant with the latest IPC Chapter 11 requirements.



ROOF DRAINS

The MIFAB HYDROMAX siphonic roof drain system is designed to have high flow capacities while minimizing ponding. Mifab's unique system prevents air ingress into the pipework, combined with a hydraulically designed pipe system, allows for high performance siphonic flows. The advanced Mifab® HydroTechnic™ online analytical design calculation software program which has been independently tested for full compliance with ASPE/ANSI 45, provides calculations for optimum system efficiency.



SOME OF HYDROMAX™ SIPHONIC ROOF DRAINS




Part No. MH-200
2" No Hub outlet Terrace Drain



Part No. MH-205-G
2" No Hub outlet Gutter Drain




Part No. MH-305-G
3" No Hub outlet Gutter Drain



Part No. MH-505-G
5" No Hub outlet Gutter Drain



Part No. MH-505-G-OF
5" No Hub outlet Gutter Overflow Drain

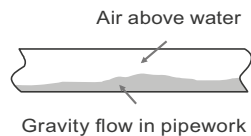


Part No. MH-T
Siphonic Trench Assembly

HYDROMAX™ siphonic roof drains are compliant the IPC 2015 (Roof Drain testing to ASME A112.6.9)

FOUR FLOW PATTERNS OF SIPHONIC DRAINAGE

Stage 1- Light Rainfall - Wavy or Gravity flow



Priming of Main Pipe Work

Stage 2- Plug flow

Plug of water filling whole pipe at high velocities which achieves self-cleansing.

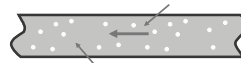


Air pockets driven down pipework

Tests have shown that **self-cleansing** can be achieved at as low as **10% to 15%** of the design rainfall rate.

Stage 3- Bubble flow

Water filling whole pipe



Air bubbles in suspension carried at high velocity

Stage 4- Full-bore flow

No more air entry – Air within Pipe now Fully Purged



Water filling whole pipe

MIFAB's expertise is "on-call"

Increase the satisfaction your clients receive from you by having our staff assist you in the design process.

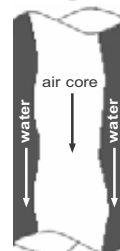
Our in-house engineers are available to assist you throughout the design process and our web-based Mifab HydroTechnic™ software allows easy support to any hydraulic calculations.

SYSTEM COMPARISON

Traditional Gravity



Water in annular flow



MIFAB® HydroMax™ Siphonic



No Air



ROOF DRAINS



MH-300, 400, 500, 600

MIFAB® HYDROMAX™ PRIMARY SIPHONIC ROOF DRAINS

MH-300, 400, 500, 600



MODEL No.	K FACTOR	MAX CAPACITY (GPM)	
MH-300	0.05	415	POA
MH-400	0.07	750	POA
MH-500	0.06	1280	POA
MH-600	0.11	1820	POA

MH-301, 401, 501, 601

MIFAB® HYDROMAX™ SECONDARY OVERFLOW SIPHONIC ROOF DRAINS WITH 2" DAM

MH-301, 401, 501, 601



MODEL No.	K FACTOR	MAX CAPACITY (GPM)	
MH-301	0.095	415	POA
MH-401	0.12	750	POA
MH-501	0.11	1280	POA
MH-601	0.14	1820	POA

MH-PG-D3, D4, D5


MIFAB® HYDROMAX™ PARKING / PROMENADE DECK DRAIN

MH-PG-D3, D4, D5



MODEL No.	K FACTOR	MAX CAPACITY (GPM)	
MH-PG-D3	0.05	415	POA
MH-PG-D4	0.07	750	POA
MH-PG-D5	0.06	1280	POA

ROOF DRAINS



Part No. MH-PG-D
Parking Garage/Deck Siphonic Drain
(Available in 3", 4" or 5" No Hub outlet connections)

Benefits of incorporating a MIFAB® HYDROMAX™ Siphonic Roof Drain System

- **Cost savings of 25 to 45%**
Smaller Pipe Size
- **Horizontal pipes installed flat, no slope means substantial space savings.**
Labor savings
- **Less ponding**
- **IPC 2018 compliant – All MIFAB® HYDROMAX™ drains have ponding graphs**
GPM of drain from testing to ASME A112.6.9
- **Ideal for primary & secondary overflow roof drainage**
- **Flexibility in routing – frees up building space.**
- **Eliminate trenching under building floor.**



In order to correctly design a Mifab® HYDROMAX™ Siphonic roof drain system the following information is needed:

1. Designed rainfall rate (inches per Hour).
2. Piping material: Schedule 40 solid wall PVC or Cast Iron (If PVC, specify sizes you have access to).
3. For quicker turnaround time (2-3 days). A fully dimensioned riser drawing with GPM inflow (or individual areas with design rainfall rate).
4. For a standard turnaround time (no. of days dependent on complexity and size).
 - A. Plans showing or that can help us determine and fully dimension the following (In AutoCAD .DWG file format only. We can't use .PDF files).
 - i. Catchment areas or the GPM's per drain location (Roof Plans).
 - ii. Preferred piping routes and discharge points (Floor Plans directly below roof.).
 - iii. Elevation from drain to horizontal.
 - iv. Elevation from horizontal to discharge.
5. Name, address, contact details including email address of Engineer of record or Design Build Contractor (Please include all contact info in order to set up access to HydroTechnic software).
6. Project title.
7. Project address (City, State & Zip at minimum).
8. Confirmation of below grade being designed to free flow or surcharge (If surcharging, we need to know the height between the center of siphonic horizontal line at discharge to the manhole grate cover).

ROOF DRAINS

The provision of all the above requested information allows MIFAB to assist with your siphonic roof drainage design.

We will provide access to our MIFAB® HydroTechnic™ analytical design calculation software for the Engineer of Record, designer and contractor as directed by the EoR. Within HydroTechnic™ you can access the hydraulic calculation, edit the design, print the design calculation report, BOM and drawing files. All dimensions, GPM's, Routes, Pipe Materials, etc. should be verified by EoR.

Please contact us at hydromax@mifab.com at any time for assistance.

We offer full-time FREE design support. Our experience includes 1,000's of Walmarts!

**For access to the Hydro-Technic calculation program, go to
<http://www.mifab.com/Catalog/Hydromax.pdf>**

And return to B.Ross@Hyromax.com

CONTACT INFORMATION

@ jstenklyft@mifab.com

☎ (903) 521-8180

@ b.ross@HYDROMAX.com

☎ (903) 200-4748

@ hydromax@mifab.com

☎ 1-773-341-3048

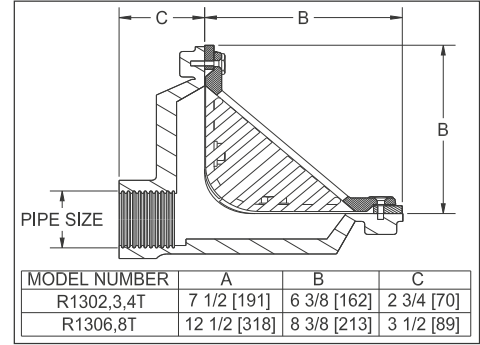
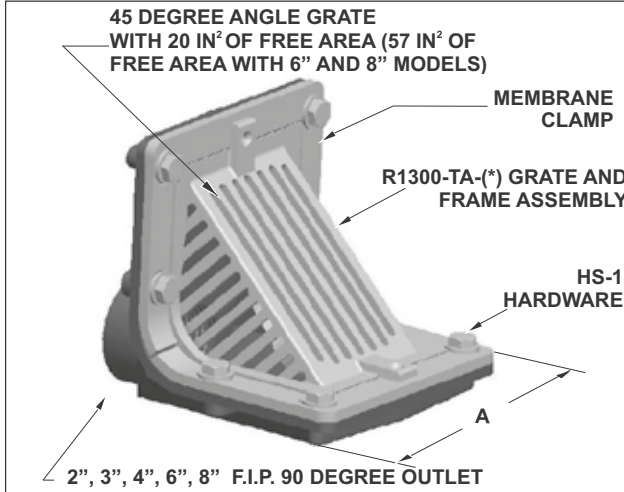
@ jgremchuk@mifab.com

☎ 773-341-3004

Please contact us at hydromax@mifab.com at any time for assistance.

R1300T SCUPPER DRAIN WITH ANGLE GRATE AND 90 DEGREE OUTLET

R1300T



LACQUERED CAST IRON BODY WITH:

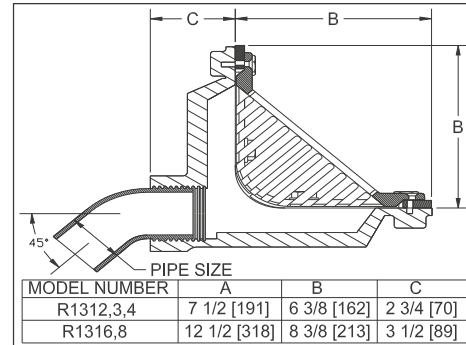
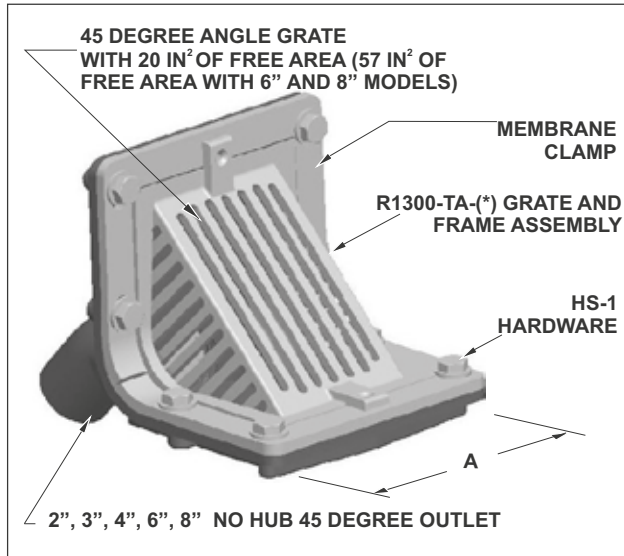
MODEL NO.	WT Lbs.	OUTLET SIZE	CAST IRON (-50)	NICKEL BRONZE (VENEER) (-1)	POLISHED BRONZE (VENEER) (-2)	ROUGH BRONZE (VENEER) (-2RB)
R1302,3,4T	18.00	2", 3", 4"	\$ 559.00	\$ 1475.00	\$ 1247.00	\$ 949.00
R1306,8T	19.00	6", 8"	\$1088.00	\$ 2003.00	\$ 1770.00	\$ 1475.00

R1300T OPTIONAL VARIATIONS:

SUFFIX	DESCRIPTION	LIST PRICE	SUFFIX	DESCRIPTION	LIST PRICE
-NH	No Hub outlet (No Add)	See MI-850, pg. 285	-13	All galvanized (6", 8")	\$ 434.00
-6	Vandal proof grate (TR25 Torx and pin)	\$ 51.00	-83	Stainless steel mesh screen over grate	\$ 482.00
-13	All galvanized (2", 3", 4")	\$ 219.00			

R1310 SCUPPER DRAIN WITH ANGLE GRATE AND 45 DEGREE OUTLET

R1310



PARTS

R1300-P0(**)-50

R1300(**) T

(*) Denotes strainer finish (-1,-2,-2RB, or -50)
 (**) Denotes outlet size (2", 3", 4" or 6")

LACQUERED CAST IRON BODY WITH:

MODEL NO.	WT Lbs.	OUTLET SIZE	CAST IRON (-50)	NICKEL BRONZE (VENEER) (-1)	POLISHED BRONZE (VENEER) (2)	ROUGH BRONZE (VENEER) (2RB)
R1312, 3, 4	18.00	2", 3", 4",	\$ 559.00	\$ 1475.00	\$ 1247.00	\$ 949.00
R1316, 8	19.00	6", 8"	\$1088.00	\$ 2003.00	\$ 1770.00	\$ 1475.00

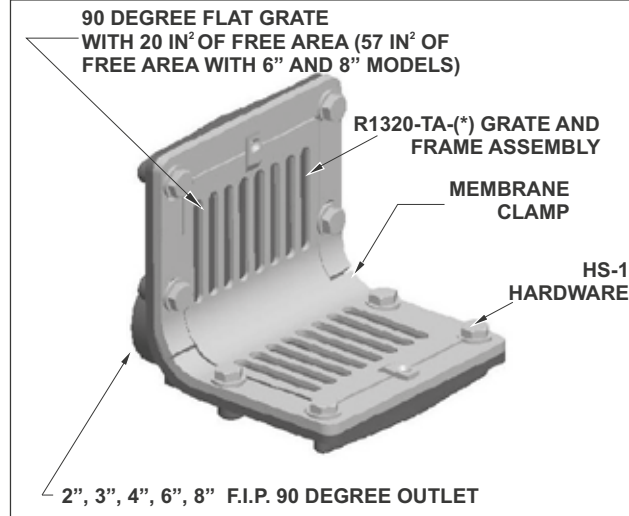
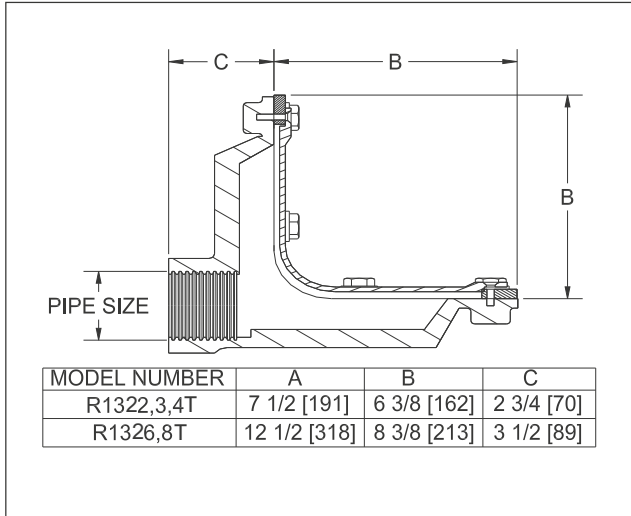
R1310 OPTIONAL VARIATIONS:

SUFFIX	DESCRIPTION	LIST PRICE	SUFFIX	DESCRIPTION	LIST PRICE
-6	Vandal proof grate (TR25 Torx and pin)	\$ 51.00	-13	All galvanized (6", 8")	\$ 434.00
-13	All galvanized (2", 3", 4")	\$ 219.00	-83	Stainless steel mesh screen over grate	\$ 482.00

ROOF DRAINS

R1320T SCUPPER DRAIN WITH FLAT GRATE AND 90 DEGREE OUTLET

R1320T

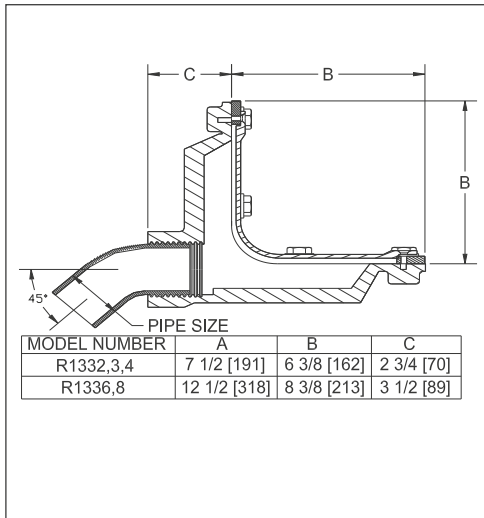


MODEL NO.	WT Lbs.	OUTLET SIZE	LACQUERED CAST IRON BODY WITH:			
			CAST IRON (-50)	NICKEL BRONZE (VENEER) (-1)	POLISHED BRONZE (VENEER) (-2)	ROUGH BRONZE (VENEER) (-2RB)
R1322,3,4T	18.00	2", 3", 4"	\$ 608.00	\$ 1519.00	\$ 1233.00	\$ 998.00
R1326,8T	19.00	6", 8"	\$1143.00	\$ 2645.00	\$ 2073.00	\$ 1779.00

R1320T OPTIONAL VARIATIONS:					
SUFFIX	DESCRIPTION	LIST PRICE	SUFFIX	DESCRIPTION	LIST PRICE
-NH	No Hub outlet (No Add)	See MI-850, pg. 285	-13	All galvanized (2", 3", 4")	\$ 219.00
-6	Vandal proof grate (TR25 Torx and pin)	\$ 51.00	-13	All galvanized (6", 8")	\$ 434.00
			-83	Stainless steel mesh screen over grate	\$ 482.00

R1330 SCUPPER DRAIN WITH FLAT GRATE AND 45 DEGREE OUTLET

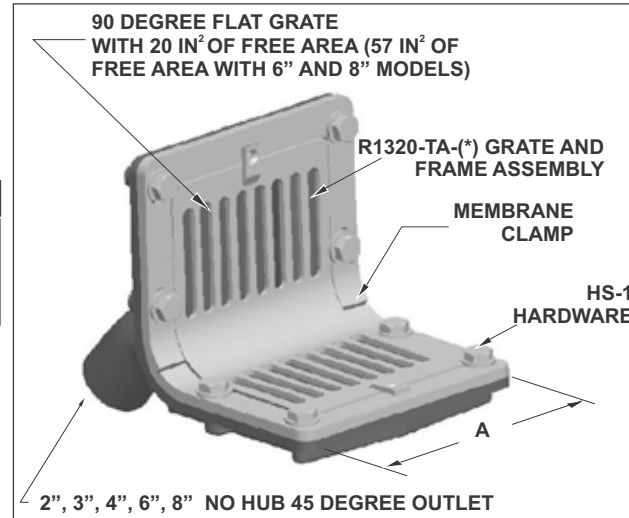
R1330



PARTS

R1300-P0(**)-50

R1320(**) T



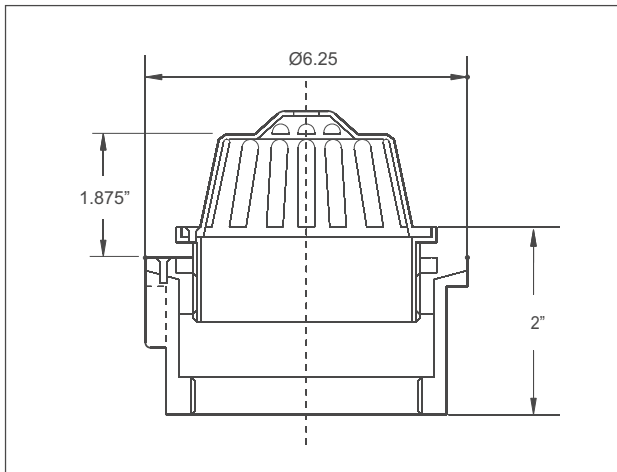
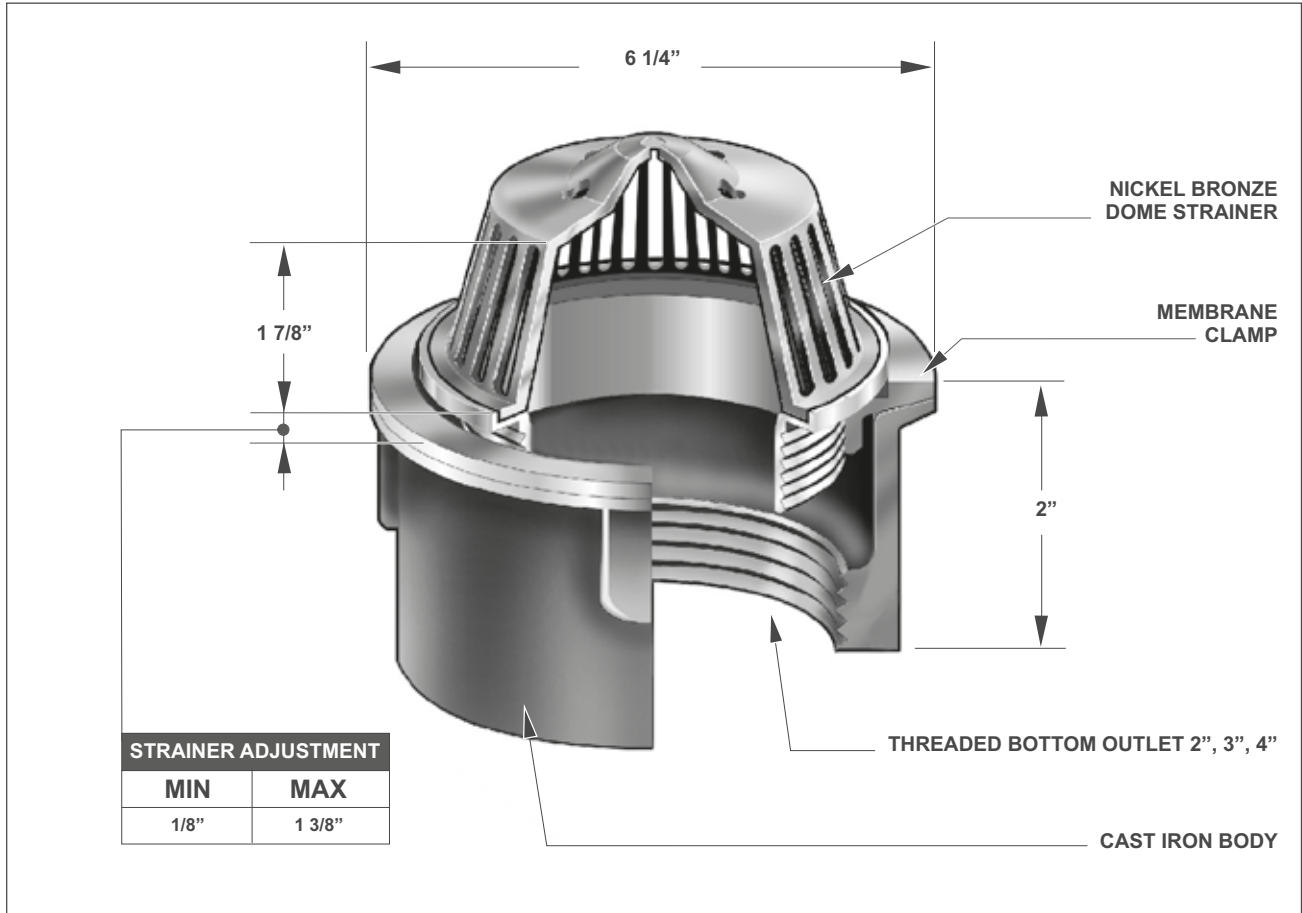
MODEL NO.	WT Lbs.	OUTLET SIZE	LACQUERED CAST IRON BODY WITH:			
			CAST IRON (-50)	NICKEL BRONZE (VENEER) (-1)	POLISHED BRONZE (VENEER) (-2)	ROUGH BRONZE (VENEER) (-2RB)
R1332, 3, 4	18.00	2", 3", 4"	\$ 608.00	\$ 1519.00	\$ 1233.00	\$ 998.00
R1336, 8	19.00	6", 8"	\$ 1143.00	\$ 2645.00	\$ 2073.00	\$ 1779.00

R1330 OPTIONAL VARIATIONS:					
SUFFIX	DESCRIPTION	LIST PRICE	SUFFIX	DESCRIPTION	LIST PRICE
-6	Vandal proof grate (TR25 Torx and pin)	\$ 51.00	-13	All galvanized (6", 8")	\$ 434.00
-13	All galvanized (2", 3", 4")	\$ 219.00	-83	Stainless steel mesh screen over grate	\$ 482.00

ROOF DRAINS



R1400 BALCONY DRAIN WITH BOTTOM OUTLET

R1400



NOTE: Any F1100 Series strainer can be used in place of the K dome strainer. See pages 46 and 47 for selection and prices.

PARTS

K-(*)	R140(**)T-CA
	
(*) Denotes strainer finish (-1,-2,-2RB, -3, or -50) (**) Denotes outlet size (2", 3" or 4")	

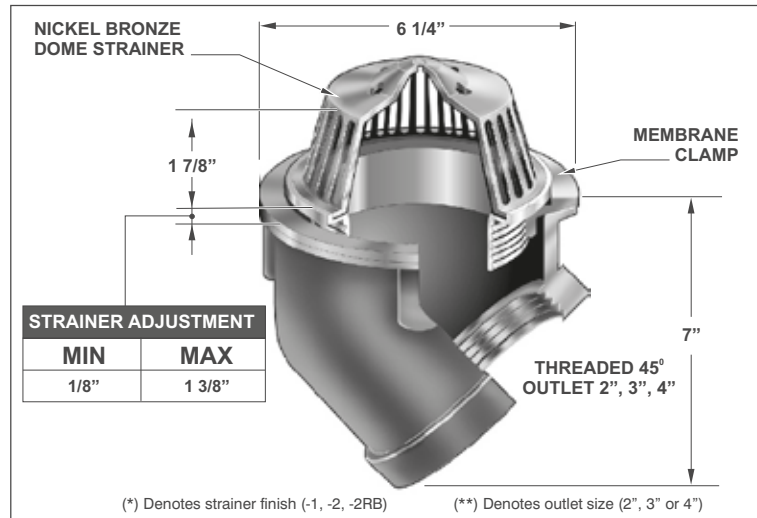
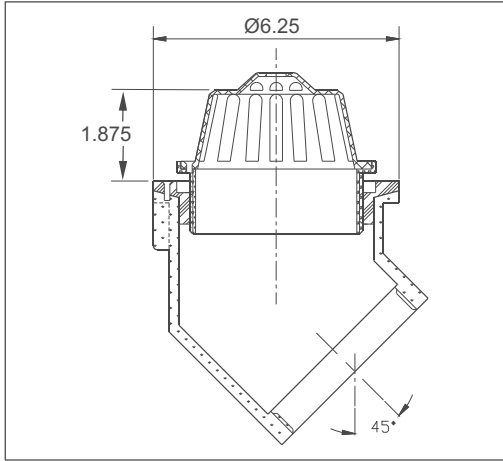
ROOF DRAINS

MODEL NO.	WT Lbs.	OUTLET SIZE	LACQUERED CAST IRON BODY WITH MEMBRANE CLAMP AND:			
			CAST IRON (-50) DOME	ROUGH BRONZE (-2RB) DOME	POLISHED BRONZE (-2) DOME	NICKEL BRONZE FOR STAINLESS STEEL (-1) OR (-3) DOME
R1402, 3	8.00	2", 3"	\$ 294.00	\$ 378.00	\$ 485.00	\$ 564.00
R1404	8.00	4"	\$ 920.00	\$ 1005.00	\$ 1116.00	\$ 1191.00

R1400 OPTIONAL VARIATIONS:						
SUFFIX	DESCRIPTION	LIST PRICE	SUFFIX	DESCRIPTION	LIST PRICE	
-6	Vandal proof dome (TR25 Torx and pin)	\$ 51.00	-HM-2RB	High dome Rough Bronze	\$ 75.00	
-13	Galvanized body and membrane clamp (2", 3", 4")	\$ 143.00	-HM-PB	High dome Polished Bronze	\$ 89.00	
-14	Flat grate (5-1)	No add	-HM-NB	High dome Nickel Bronze	\$ 98.00	
			-83	Stainless steel mesh screen over dome	\$ 477.00	

R1410 BALCONY DRAIN WITH 45 DEGREE OUTLET

R1410



(*) Denotes strainer finish (-1, -2, -2RB)

(**) Denotes outlet size (2", 3" or 4")

LACQUERED CAST IRON BODY WITH MEMBRANE CLAMP AND:

MODEL NO.	WT Lbs.	OUTLET SIZE	ROUGH BRONZE DOME (-2RB)	POLISHED BRONZE DOME (-2)	NICKEL BRONZE OR S.S. DOME (-1) OR (-3)	CAST IRON DOME (-50)
R1412	8.00	2"	\$ 482.00	\$ 592.00	\$ 674.00	\$ 376.00
R1413,4	8.00	3", 4"	\$ 654.00	\$ 766.00	\$ 837.00	\$ 553.00

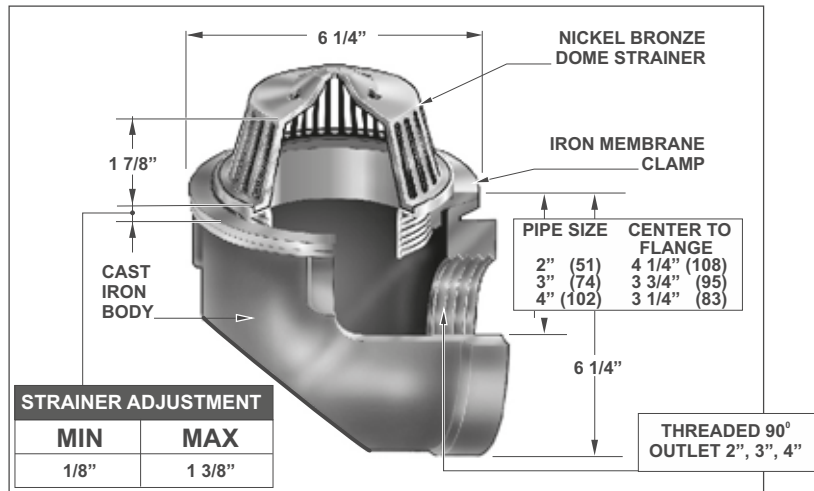
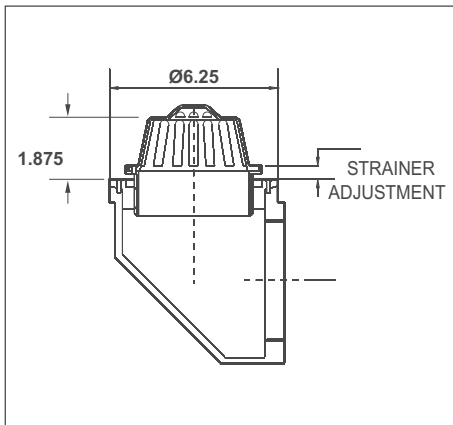
PARTS	K-(*)	R141(**)T-CA

R1410 OPTIONAL VARIATIONS:

SUFFIX	DESCRIPTION	LIST PRICE	SUFFIX	DESCRIPTION	LIST PRICE
-6	Vandal proof dome (TR25 Torx and pin)	\$ 51.00	-HM-PB	High dome Polished Bronze	\$ 89.00
-13	Galvanized body and membrane clamp	\$ 151.00	-HM-NB	High dome Nickel Bronze	\$ 98.00
-14	Flat strainer (5-1)	No Add	-83	Stainless steel mesh screen over dome	\$ 477.00
-HM-2RB	High dome Rough Bronze	\$ 75.00			

R1420 BALCONY DRAIN WITH 90 DEGREE OUTLET

R1420



(*) Denotes strainer finish (-1, -2, -2RB)

(**) Denotes outlet size (2", 3" or 4")

LACQUERED CAST IRON BODY WITH MEMBRANE CLAMP AND:

MODEL NO.	WT Lbs.	OUTLET SIZE	ROUGH BRONZE DOME (-2RB)	POLISHED BRONZE DOME (-2)	NICKEL BRONZE OR S.S. DOME (-1) OR (-3)	CAST IRON DOME (-50)
R1422	8.00	2"	\$ 482.00	\$ 592.00	\$ 674.00	\$ 376.00
R1423,4	8.00	3", 4"	\$ 654.00	\$ 766.00	\$ 837.00	\$ 553.00

PARTS	K-(*)	R142(**)T-CA

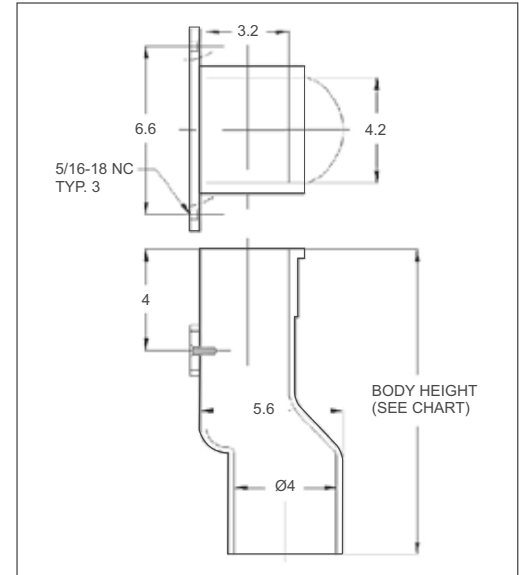
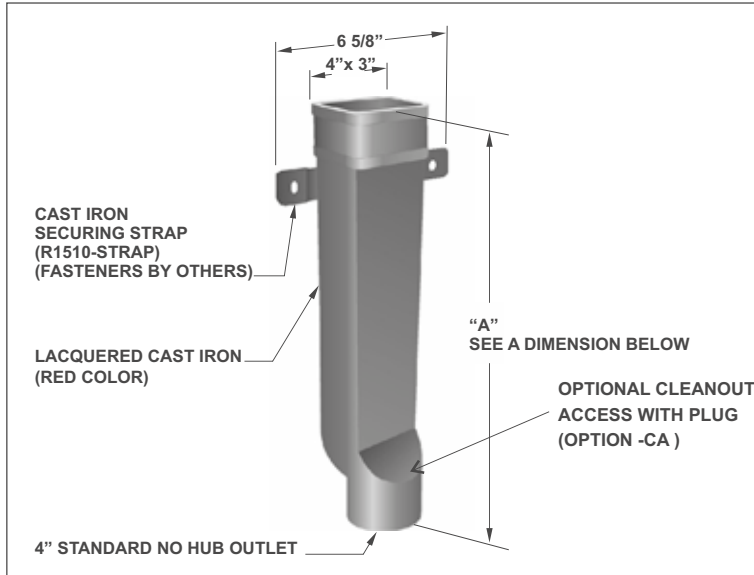
R1420 OPTIONAL VARIATIONS:

SUFFIX	DESCRIPTION	LIST PRICE	SUFFIX	DESCRIPTION	LIST PRICE
-6	Vandal proof dome (TR25 Torx and pin)	\$ 51.00	-HM-PB	High dome Polished Bronze	\$ 89.00
-13	Galvanized body and membrane clamp	\$ 151.00	-HM-NB	High dome Nickel Bronze	\$ 98.00
-14	Flat strainer (5-1)	No Add	-83	Stainless steel mesh screen over dome	\$ 477.00
-HM-2RB	High dome Rough Bronze	\$ 75.00			

ROOF DRAINS

R1510 4" x 3" RECTANGULAR DOWNSPOUT BOOT

R1510

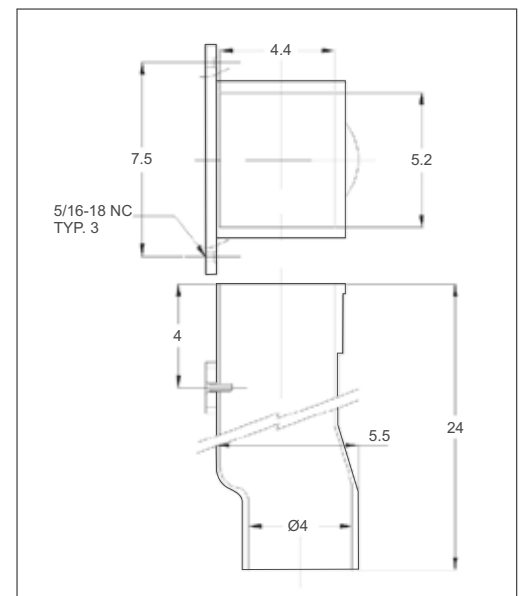
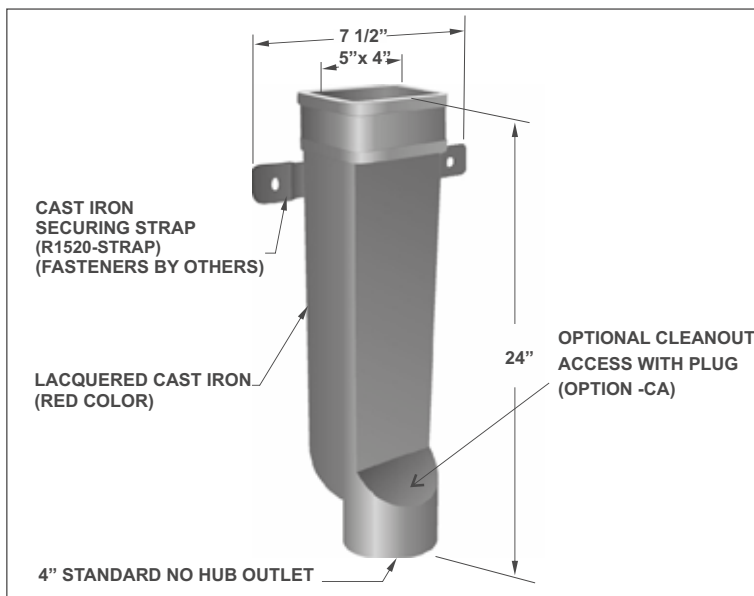


MODEL NO.	WT Lbs.	BODY SIZE	"A" LENGTH	NO HUB PIPE SIZE	LIST PRICE
R1510-12	15.00	4" x 3"	12"	4"	\$ 568.00
R1510-18	18.00	4" x 3"	18"	4"	\$ 749.00
R1510-24	22.00	4" x 3"	24"	4"	\$ 1335.00

R1510 OPTIONAL VARIATIONS:		
SUFFIX	DESCRIPTION	LIST PRICE
-13	All galvanized	\$ 478.00
-CA	Cleanout access with plug (located on bottom)	\$ 614.00

R1520 5" x 4" RECTANGULAR DOWNSPOUT BOOT

R1520



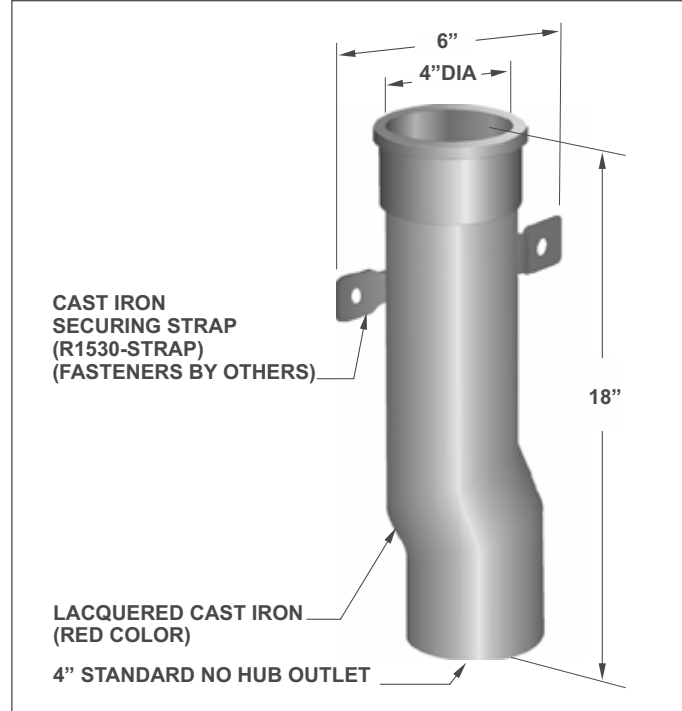
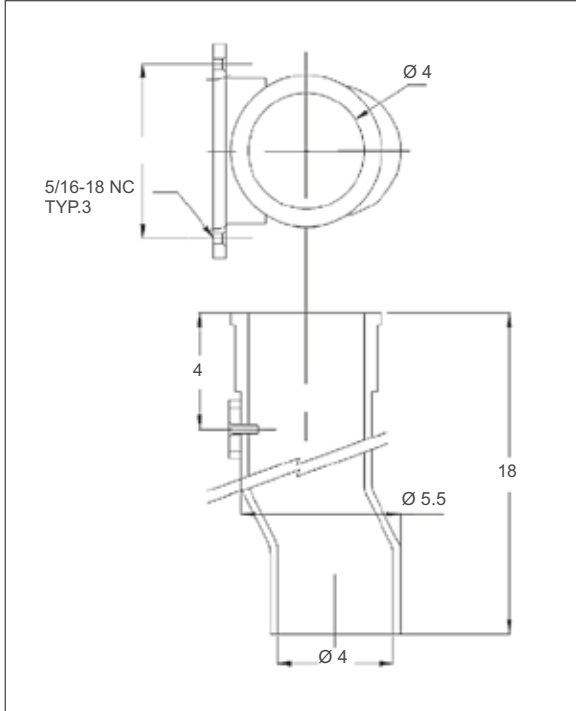
MODEL NO.	WT Lbs.	BODY SIZE	"A" LENGTH	NO HUB PIPE SIZE	LIST PRICE
R1520	22.00	5" x 4"	24"	4"	\$ 1193.00

R1520 OPTIONAL VARIATIONS:		
SUFFIX	DESCRIPTION	LIST PRICE
-13	All galvanized	\$ 882.00
-CA	Cleanout access with plug (located on bottom)	\$ 614.00

ROOF DRAINS

R1530 4" ROUND DOWNSPOUT BOOT

R1530

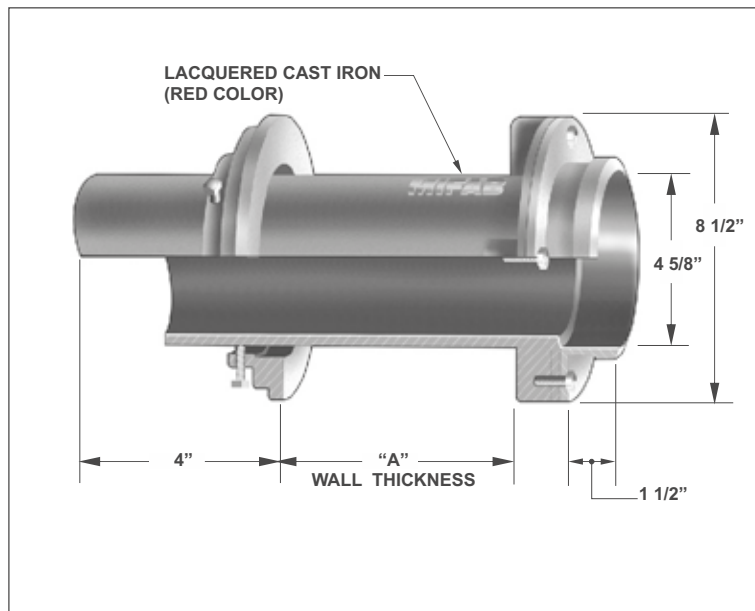
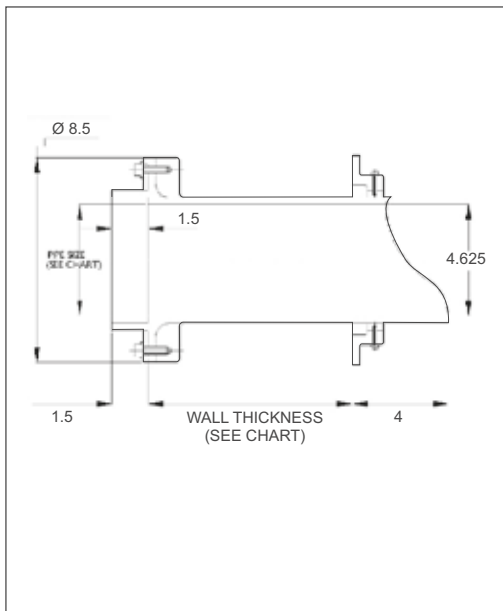


MODEL NO.	WT Lbs.	BODY SIZE	"A" LENGTH	NO HUB PIPE SIZE	LIST PRICE
R1530	15.00	4" dia.	18"	4"	\$ 827.00

R1530 OPTIONAL VARIATIONS:		
SUFFIX	DESCRIPTION	LIST PRICE
-13	All galvanized	\$ 882.00
-CA	Cleanout access with plug (located 8" down from top)	\$ 614.00

R1640 PARAPET SCUPPER SLEEVE

R1640




MODEL NO.	WT Lbs.	NO HUB PIPE SIZE	"A" WALL THICKNESS	LIST PRICE
R1640-8	26.00	4"	8"	\$ 850.00
R1640-11	29.00	4"	11"	\$ 850.00
R1640-13	31.00	4"	13"	\$ 967.00
R1640-17	35.00	4"	17"	\$ 1191.00
R1640-22	40.00	4"	22"	\$ 1274.00

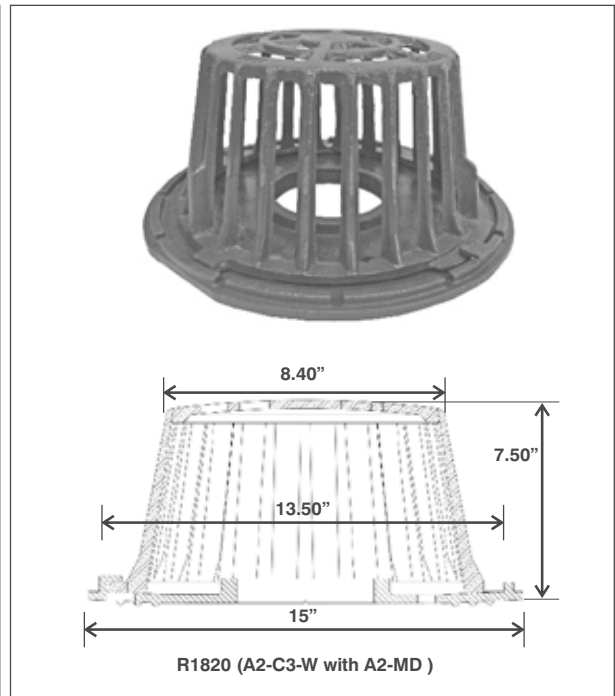
R1640 OPTIONAL VARIATIONS:		
SUFFIX	DESCRIPTION	LIST PRICE
-13	All galvanized	\$ 210.00

ROOF DRAINS

R1810 UNIVERSAL MEMBRANE CLAMP AND DOME RECEIVER



12" ROUND, FLAT DECK ROOF DRAIN R1820



NOTE: Will also bolt directly onto roof drains from the following manufacturers: Josam, J.R. Smith, Wade, Watts and Zurn, and will accept MIFAB's greater free area (125in²) high profile polydome (A2-PD), low profile aluminum dome (A2-MDL-80) and / or A2-MD cast iron dome. Use with HS-9 hardware set. Use HS-2 hardware with MIFABA2 bodies.

MODEL NO.	WT Lbs.	OUTLET SIZE (THREADED)	CAST IRON DOME (-M)	ROUGH BRONZE DOME (-81)
R1824	22	4" I.P.S.	\$ 777.00	\$ 1144.00
R1826	24	6" I.P.S.	\$ 1352.00	\$ 1717.00

MODEL NO.	WT Lbs.	DESCRIPTION	LIST PRICE
R1810	8.75	Universal Membrane Clamp Includes HS-9 Hardware	\$ 266.00

R1810 OPTIONAL VARIATIONS:		
SUFFIX	DESCRIPTION	LIST PRICE
-PD	Poly dome	\$ 127.00
-HS-2	Regular 3 bolt hardware	\$ 15.00

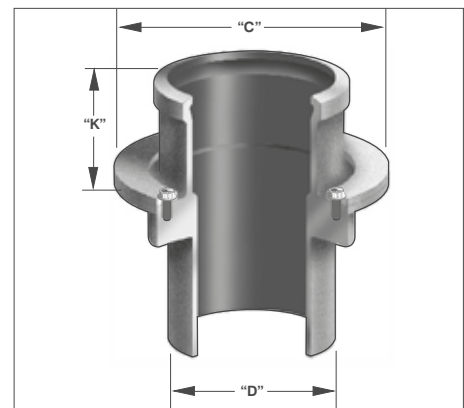
R1820 OPTIONAL VARIATIONS:		
SUFFIX	DESCRIPTION	LIST PRICE
-B	Sump receiver (A2-BP)	\$ 245.00
-G	Ballast Guard	\$ 711.00
-U	Underdeck clamp (A2-C3)	\$ 220.00
-6	Vandal proof (H-1029)	\$ 113.00
-11	All acid resistant epoxy coated	\$ 357.00
-13	All galvanized	\$ 357.00
-83	Stainless steel mesh screen over dome (A2-SSD)	\$ 455.00

R1850 VENT STACK FLASHING SLEEVE R1850

NOTE: The R1854 is made out of lacquered cast iron material. All other sizes are made from fabricated, 14 gauge galvanized steel that is powder, epoxy coated with an electro-static application.

MODEL NO.	PIPE SIZE	BODY HEIGHT	"C"	"D"	"K"	WEIGHT Lbs.	LIST PRICE
R1851.5	1 1/2"	8"	6 1/2"	2 5/8"	3"	12	\$ 294.00
R1852	2"	8 1/8"	6 1/2"	3 1/8"	3"	11	\$ 294.00
R1853	3"	8 1/8"	8 1/2"	4 1/4"	3 1/8"	13	\$ 482.00
R1854	4"	8 1/2"	8 1/2"	5 1/4"	3 1/8"	18	\$ 482.00
R1855	5"	8 1/2"	9 1/2"	6 1/2"	2 1/2"	20	\$ 880.00
R1856	6"	8 1/8"	10 1/2"	7 1/2"	3 1/8"	26	\$ 880.00
R1858	8"	8 3/4"	14 1/2"	9 3/4"	2 3/4"	52	\$ 1024.00
R1850-10	10"	8 3/4"	16 1/2"	11 5/8"	2 3/4"	45	\$ 1070.00
R1850-12	12"	8 3/4"	18 1/2"	13 5/8"	2 3/4"	60	\$ 1707.00

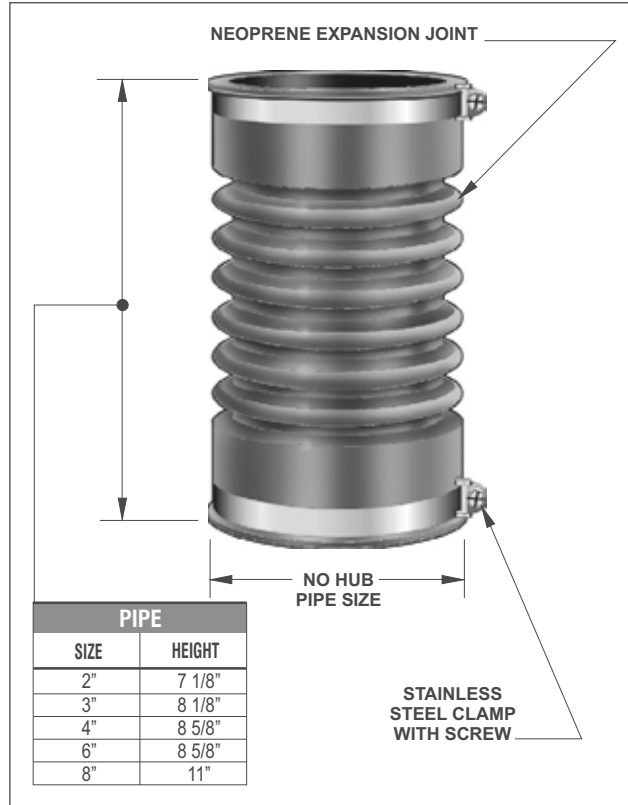
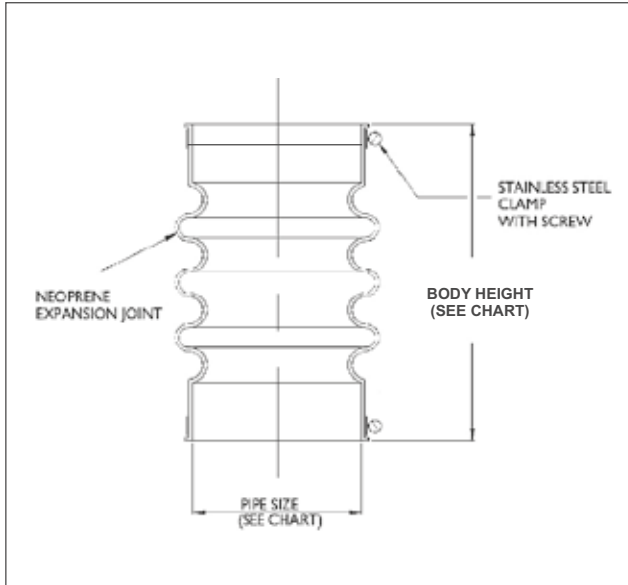
R1850 OPTIONAL VARIATIONS:		
SUFFIX	DESCRIPTION	LIST PRICE
-13	Galvanized cast iron (R1854 only)	\$ 240.00



ROOF DRAINS

R1900 VERTICAL EXPANSION JOINT

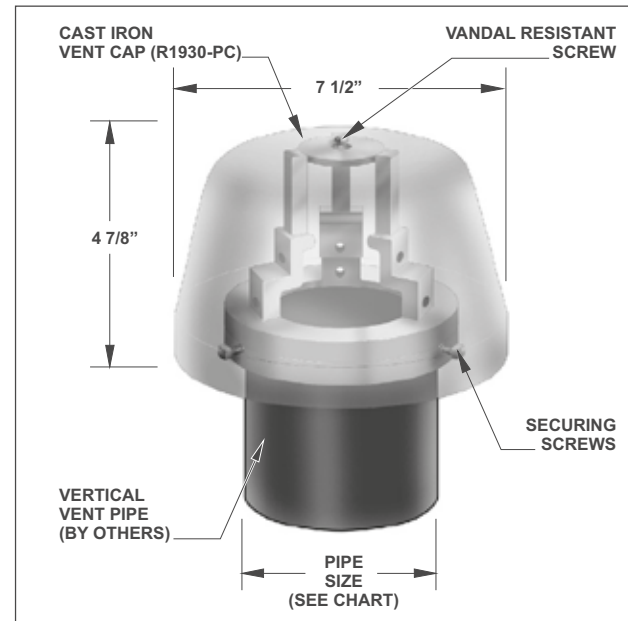
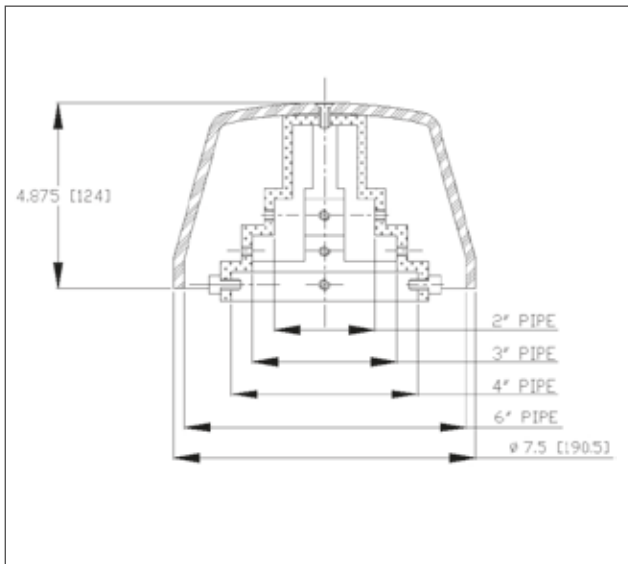
R1900



VERTICAL EXPANSION JOINT			
MODEL NO.	WT Lbs.	NO HUB CONNECTION SIZE	LIST PRICE
R1902	2.00	2"	\$ 599.00
R1903	2.50	3"	\$ 638.00
R1904	3.00	4"	\$ 725.00
R1906	5.00	6"	\$ 1206.00
R1908	7.00	8"	\$ 2129.00

R1930 VANDAL PROOF CAST IRON VENT CAP

R1930



LACQUERED CAST IRON BODY WITH:			
MODEL NO.	WT Lbs.	OUTLET SIZE	CAST IRON
R1932	10.00	2"	\$ 378.00
R1933	10.00	3"	\$ 429.00
R1934	10.00	4"	\$ 478.00
R1936	7.00	6"	\$ 610.00

NOTE: Universal body assembly fits over 2", 3" or 4" vertical vent pipe. One size serves all applications.


For 6" vertical vent pipe, discard internal "step" piece and use the three securing screws to assemble the cast iron vent cap to the top of 6" vent pipe.

R1930 OPTIONAL VARIATIONS:		
SUFFIX	DESCRIPTION	LIST PRICE
-13	All galvanized	\$ 153.00

ROOF DRAINS

R1940 DOWNSPOUT NOZZLE


R1940



OVERALL LENGTH	
SIZE	LENGTH
2"	2 3/8"
3"	3 5/8"
4"	3 1/2"
6"	4 3/8"
8"	5"
10"	5"
12"	7"

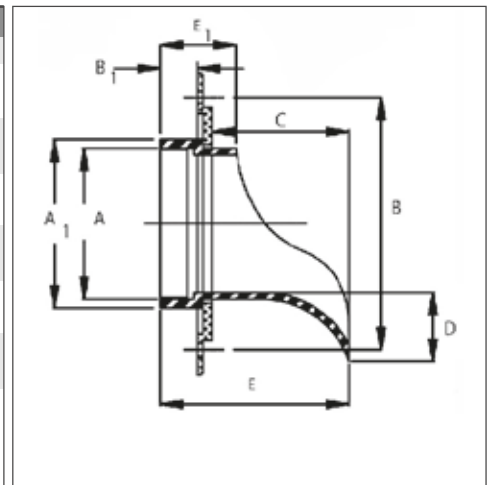
NOTE: For no hub connection, use MI-850 no hub to male threaded adapter

MI-850		
MODEL NO.	SIZE NPT X NO HUB	LIST PRICE
MI-850-2	2"	\$ 89.00
MI-850-3	3"	\$ 125.00
MI-850-4	4"	\$ 198.00
MI-850-6	6"	\$ 674.00
MI-850-8	8"	\$ 674.00
MI-850-10	10"	\$ 803.00
MI-850-12	12"	\$ 1006.00



ANCHOR FLANGE PARTS	
(-1=NB, -3=SS)	
R1942-PC-1,3	\$ 314.00
(FOR R1942-1, R1942-3)	
R1943-PC-1,3	\$ 314.00
(FOR R1943-1, R1943-3)	
R1944-PC-1,3	\$ 314.00
(FOR R1944-1, R1944-3)	
R1946-PC-1,3	\$ 592.00
(FOR R1946-1, R1946-3)	
R1948-PC-1	\$ 789.00
(FOR R1948-1)	
R1950-PC-1	\$ 1052.00
(FOR R1950-1)	
R1952-PC-1	\$ 1378.00
(FOR R1952-1)	

Note: For 5" anchor flange, use R1946-PC-SJ-1,3



MODEL NO.	A, THREAD SIZE (NPS)	A1	B	B1	C	D	E	E1
R1942	2"	3.9"	6.40"	1.0"	4.5"	2.0"	5.75"	2.1"
R1943	3"	3.9"	6.40"	1.0"	4.5"	2.0"	5.75"	2.1"
R1944	4"	4.9"	7.40"	1.15"	4.0"	2.0"	5.50"	2.1"
R1945	5"	7.1"	9.40"	1.15"	4.5"	2.5"	5.75"	2.1"
R1946	6"	7.1"	9.40"	1.15"	4.5"	2.5"	5.75"	2.1"
R1948	8"	9.1"	11.40"	1.15"	4.5"	2.5"	5.75"	2.65"
R1950	10"	11.2"	13.40"	1.35"	4.5"	2.5"	5.75"	2.65"
R1952	12"	13.13"	14.63"	1.35"	4.5"	2.5"	6.56"	2.65"

ROOF DRAINS

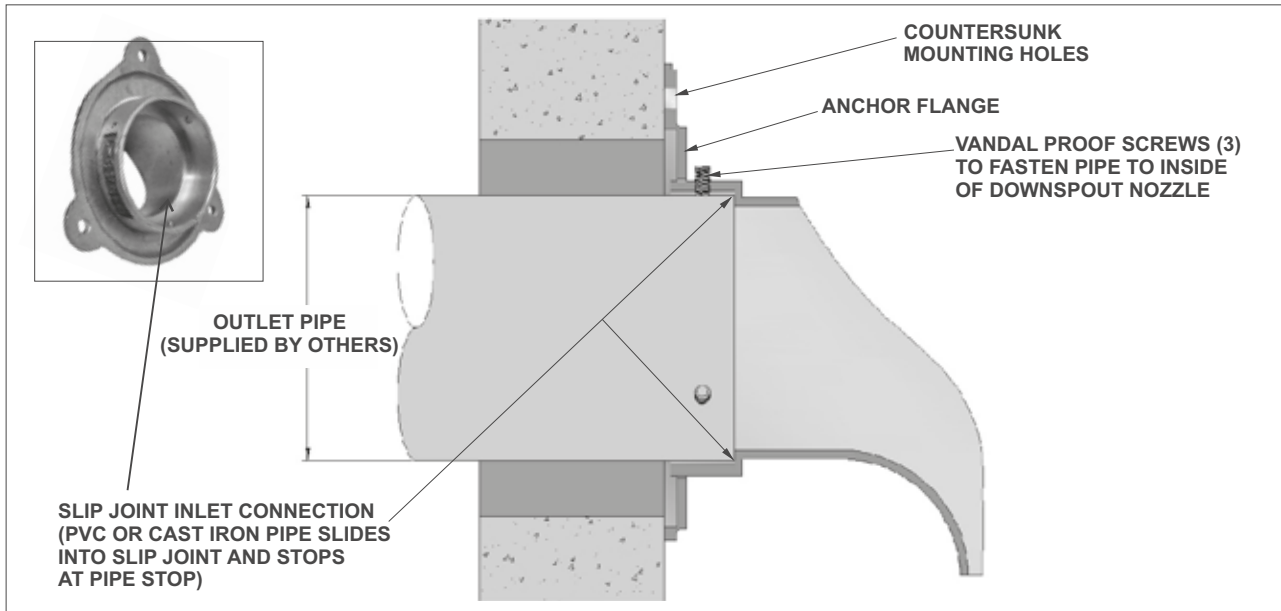
MODEL NO.	WT Lbs.	THREADED OUTLET SIZE	ROUGH BRONZE (-2RB)	POLISHED BRONZE (-2)	NICKEL BRONZE (-1) OR STAINLESS STEEL (-3)
R1942,3,4	4.00	2",3",4"	\$ 572.00	\$ 883.00	\$ 980.00
R1945,6	7.00	5",6"	\$ 1356.00	\$ 1587.00	\$ 1761.00
R1948	10.00	8"	\$ 2053.00	\$ 2320.00	\$ 2409.00 (-1 ONLY)
R1950	14.00	10"	\$ 2665.00	\$ 3015.00	\$ 3146.00 (-1 ONLY)
R1952	19.00	12"	\$ 3355.00	\$ 3733.00	\$ 3894.00 (-1 ONLY)

R1940 OPTIONAL VARIATIONS:		
SUFFIX	DESCRIPTION	LIST PRICE
-83	16 gauge removable steel rodent screen	\$ 500.00
-84	Hinged, 16 gauge removable rodent screen	\$ 673.00

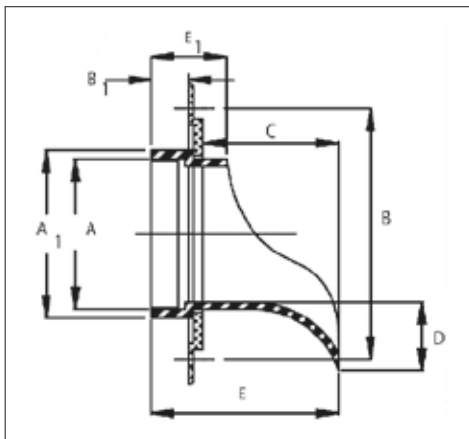
Note: The R1942 model in all finishes is available only as the R1943 model with the MI-800-2 (3" x 2") eccentric reducer bushing (See page 287).

R1940-SJ DOWNSPOUT NOZZLE WITH SLIP JOINT INLET

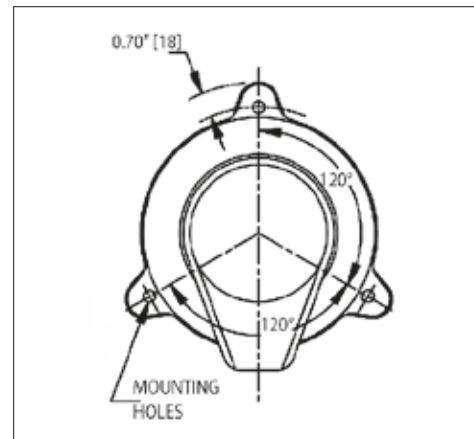
R1940-SJ



The (slip joint inlet downspout nozzle) performs the same function as the R1940 downspout nozzle. The difference between the two is the method of connecting the pipe to the inlet. With the R1940-SJ, the inlet is machined out. This allows cast iron or PVC pipe to extend past the face of the finished wall and rest against the pipe stop. The pipe is secured to the inside of the R1940-SJ via three vandal proof screws.



ANCHOR FLANGE PARTS	
(-1=NB, -3=SS)	
R1942-PC-SJ-1,3	\$ 314.00
(FOR R1942-SJ-1, R1942-SJ-3)	
R1943-PC-SJ-1,3	\$ 314.00
(FOR R1943-SJ-1, R1943-SJ-3)	
R1944-PC-SJ-1,3	\$ 314.00
(FOR R1944-SJ-1, R1944-SJ-3)	
R1946-PC-SJ-1,3	\$ 592.00
(FOR R1946-SJ-1, R1946-SJ-3)	
R1948-PC-SJ-1	\$ 789.00
(FOR R1948-SJ-1)	
R1950-PC-SJ-1	\$ 1052.00
(FOR R1950-SJ-1)	
R1952-PC-SJ-1	\$ 1378.00
(FOR R1952-SJ-1)	



MODEL NO.	SLIP JOINT PIPE SIZE	A1	B	B1	C	D	E	E1
R1942-SJ	2"	3.9"	6.40"	1.0"	4.5"	2.0"	5.75"	2.1"
R1943-SJ	3"	3.9"	6.40"	1.0"	4.5"	2.0"	5.75"	2.1"
R1944-SJ	4"	4.9"	7.40"	1.15"	4.0"	2.0"	5.50"	2.1"
R1946-SJ	6"	7.1"	9.40"	1.15"	4.5"	2.5"	5.75"	2.1"
R1948-SJ	8"	9.1"	11.40"	1.15"	4.5"	2.5"	5.75"	2.65"
R1950-SJ	10"	11.2"	13.40"	1.35"	4.5"	2.5"	5.75"	2.65"
R1952-SJ	12"	13.13"	14.63"	1.35"	4.5"	2.5"	6.56"	2.65"

MODEL NO.	WT Lbs.	SLIP JOINT OUTLET SIZE	ROUGH BRONZE (-2RB)	POLISHED BRONZE (-2)	NICKEL BRONZE (-1) OR STAINLESS STEEL (-3)
R1942,3,4-SJ	4.00	2",3",4"	\$ 572.00	\$ 883.00	\$ 980.00
R1946-SJ	7.00	6"	\$ 1355.00	\$ 1587.00	\$ 1761.00
R1948-SJ	10.00	8"	\$ 2053.00	\$ 2320.00	\$ 2409.00 (-1 ONLY)
R1950-SJ	14.00	10"	\$ N/A	\$ N/A	\$ 3146.00 (-1 ONLY)
R1952-SJ	19.00	12"	\$ N/A	\$ N/A	\$ 3894.00 (-1 ONLY)

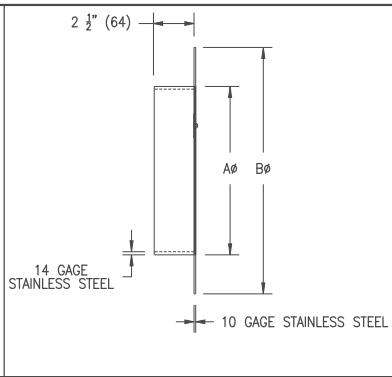
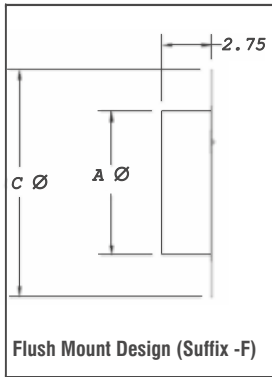
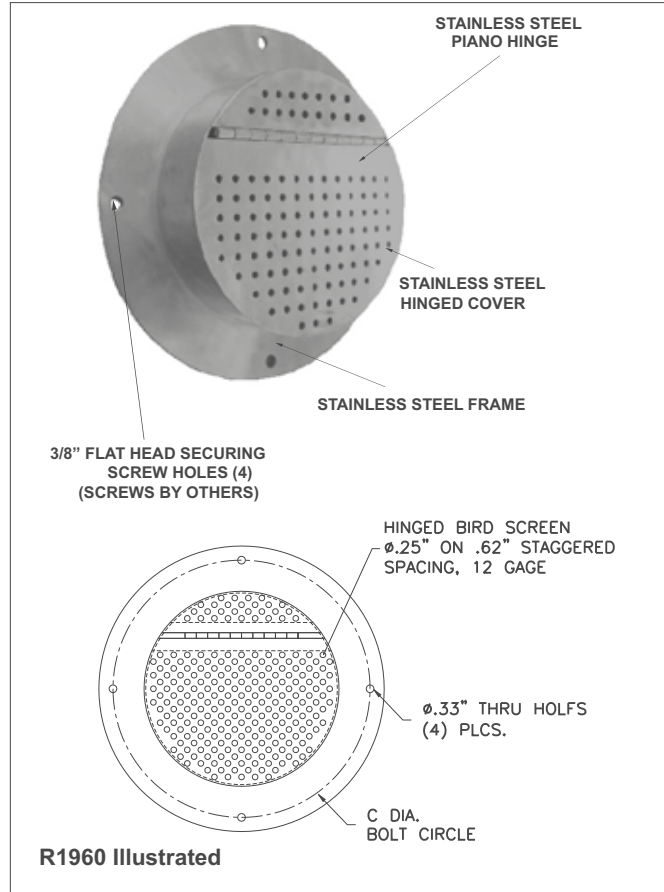
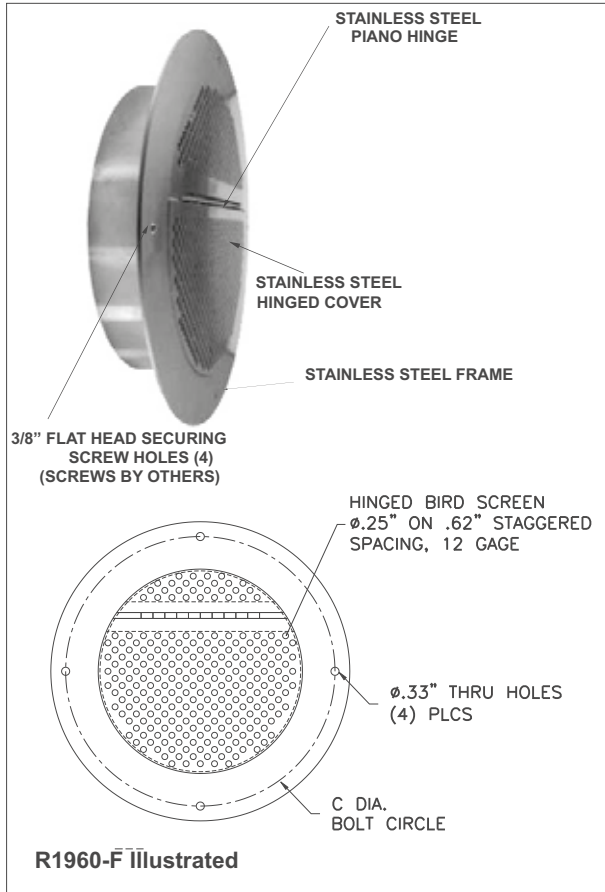
R1940-SJ OPTIONAL VARIATIONS:		
SUFFIX	DESCRIPTION	LIST PRICE
-83	16 gauge removable steel rodent screen	\$ 500.00
-84	Hinged, 16 gauge removable rodent screen	\$ 673.00

Note: The R1942 model in all finishes is available only as the R1943 model with the MI-800-2 (3" x 2") eccentric reducer bushing (See page 287).

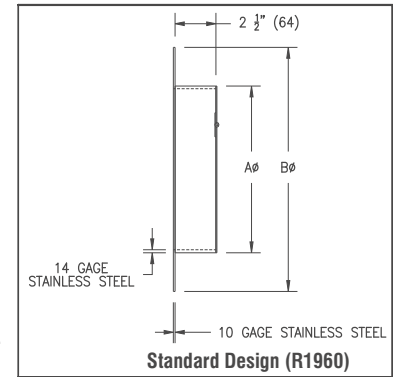
ROOF DRAINS

R1960-F FABRICATED STAINLESS STEEL DOWNSPOUT WITH HINGED COVER

R1960



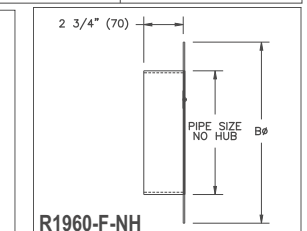
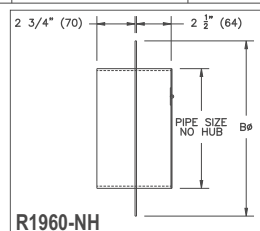
Note: The R1960 and R1960-F models are made to receive PVC, ABS or cast iron pipe inside the "A" dimension. The R1960 models "sleeve" over the pipe sticking out from the wall. The R1960-F models "sleeve" over the pipe that is flush to the wall.



MODEL NO.	PIPE SIZE	A	B	C	Free Area (Square Inches)	LIST PRICE
R1963	3"	4 1/4"	7 3/4"	6"	1	\$ 2642.00
R1964	4"	5 1/4"	8 3/4"	7 1/8"	2	\$ 2642.00
R1966	6"	7 3/8"	10 7/8"	9"	6	\$ 2788.00
R1968	8"	9 3/8"	12 7/8"	11 1/4"	10	\$ 2926.00
R1960-10	10"	11 1/2"	15"	13 1/2"	18	\$ 3096.00
R1960-12	12"	13 1/2"	17"	15 1/2"	26	\$ 3281.00
R1960-15	15"	16 5/8"	20 1/8"	18 1/2"	40	\$ 3470.00

R1960 OPTIONAL VARIATIONS:		
SUFFIX	DESCRIPTION	LIST PRICE
-6	Vandal proof secured top	\$ 136.00
-49	Chrome plated	\$ 466.00
-F	Flush mount design	No Add
-NH	No hub outlet	No Add

CAD details illustrating -NH No Hub outlet

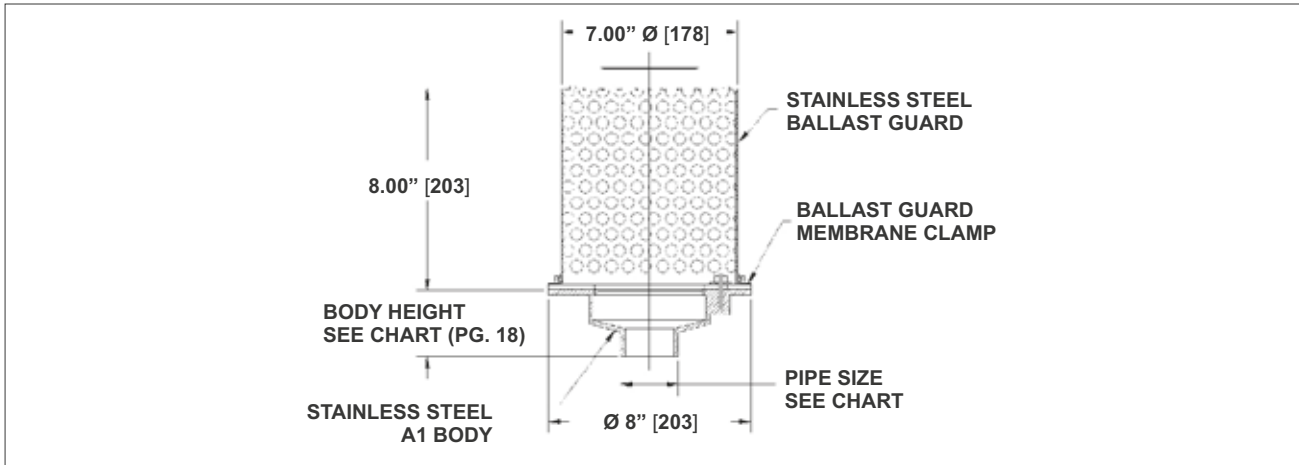


ROOF DRAINS

R1100-28-G8H

GREEN ROOF DRAIN WITH PERFORATED S.S. BALLAST GUARD AND REMOVABLE COVER WITH LIFT HANDLE

R1100-28-G8H



Description: MIFAB R1100-28-G8H green roof drain with 8" diameter, cast stainless steel A1 body with 2", 3" or 4" no hub bottom outlet connection, stainless steel membrane clamp, 8" high secured stainless steel ballast guard and removable perforated lid with lift handle.

MODEL NO.	PIPE SIZE	LIST PRICE
R1102-28-G8H	2"	\$ 3583.00
R1103-28-G8H	3"	\$ 3583.00
R1104-28-G8H	4"	\$ 3583.00

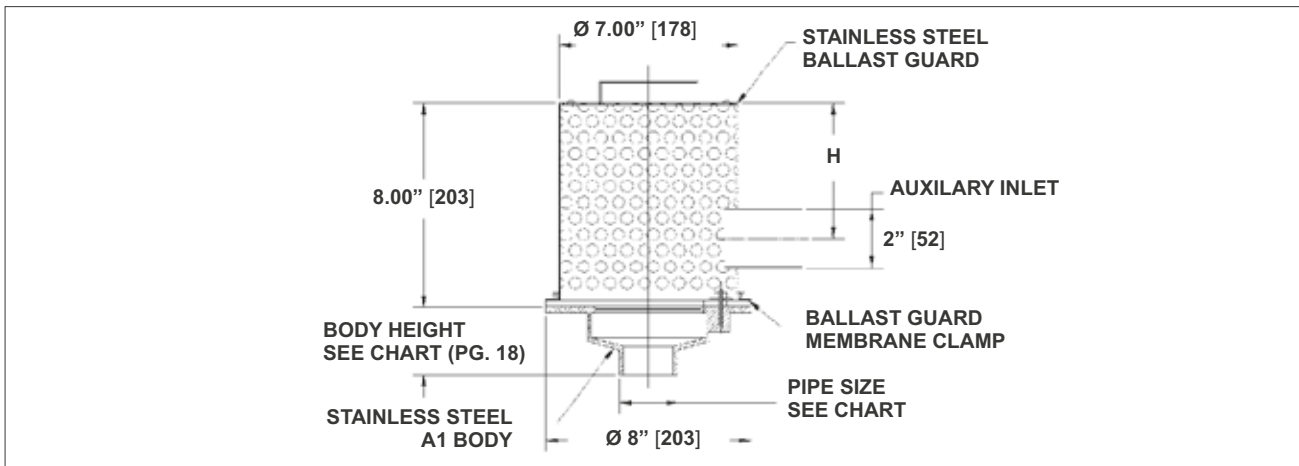
R1100-28-G8H OPTIONAL VARIATIONS		
SUFFIX	DESCRIPTION	LIST PRICE
-6	Vandal proof secured top	\$ 97.00
-44	2" no hub auxiliary inlet (on ballast guard)	\$ 192.00
-45	3" no hub auxiliary inlet (on ballast guard)	\$ 192.00
-46	4" no hub auxiliary inlet (on ballast guard)	\$ 192.00
-47	Custom ballast guard height (per 1" over the standard 8")	\$ 192.00 per 1" over 8"

ROOF DRAINS

R1100-28-G8H-AI

GREEN ROOF DRAIN WITH PERFORATED S.S. BALLAST GUARD, AUXILIARY INLET AND REMOVABLE COVER

R1100-28-G8H-AI



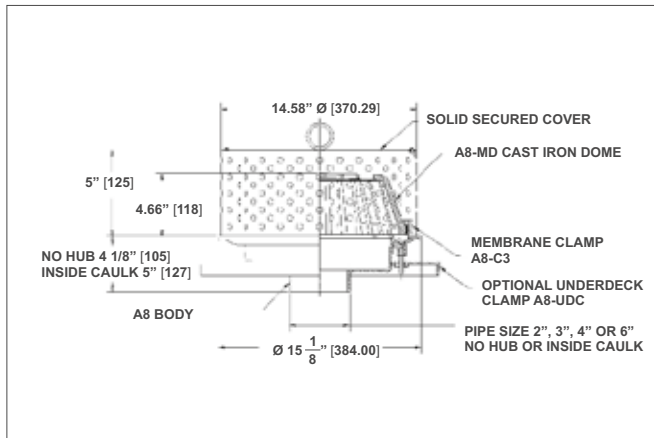
Description: MIFAB R1100-28-G8H-AI green roof drain with 8" diameter, cast stainless steel A1 body with 2", 3" or 4" no hub bottom outlet connection, stainless steel membrane clamp, 8" high stainless steel secured ballast guard with auxiliary inlet and removable perforated lid with lift handle.

MODEL NO.	PIPE SIZE	LIST PRICE
R1102-28-G8H-AI	2"	\$ 3775.00
R1103-28-G8H-AI	3"	\$ 3775.00
R1104-28-G8H-AI	4"	\$ 3775.00

R1100-28-G8H-AI OPTIONAL VARIATIONS		
SUFFIX	DESCRIPTION	LIST PRICE
-6	Vandal proof secured top	\$ 97.00
-45	3" no hub auxiliary inlet (on ballast guard)	\$ 192.00
-46	4" no hub auxiliary inlet (on ballast guard)	\$ 192.00
-47	Custom ballast guard height (per 1" over the standard 8")	\$ 192.00 per 1" over 8"

ROOF DRAINS

R1200-JD-M-G5H LARGE GREEN ROOF DRAIN WITH PERFORATED S.S. 5" HIGH BALLAST GUARD AND REMOVABLE COVER WITH LIFT HANDLE R1200-JD-M-G5H



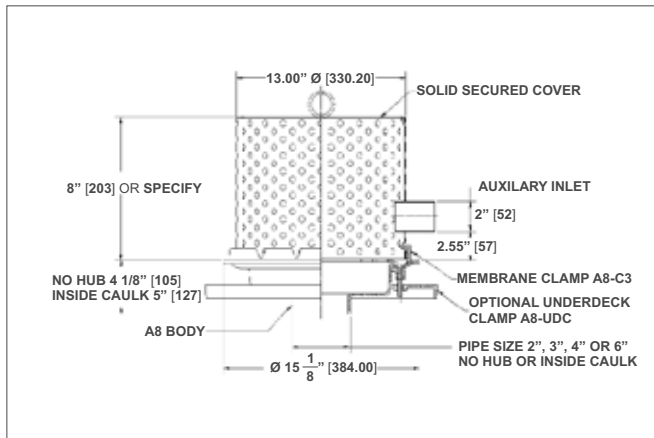
Description: MIFAB R1200-JD-M-G5H large green roof drain with 15" diameter, lacquered cast iron A8 body with combination membrane clamp and gravel guard with low silhouette cast iron dome and 5" high perforated stainless steel ballast guard with secured removable access cover and lift handle.

MODEL NO.	PIPE SIZE	LIST PRICE
R1202,3,4-JD-M-G5H	2", 3", 4"	\$4480.00
R1205,6-JD-M-G5H	5", 6"	\$4758.00
R1208-JD-M-G5H	8"	\$5030.00

R1200-JD-M-G5H OPTIONAL VARIATIONS		
SUFFIX	DESCRIPTION	LIST PRICE
-6	Vandal proof (Metal dome only) (H-1029)	\$ 113.00
-11	Acid resistant epoxy coated body, membrane clamp & dome	\$ 1231.00
-12	Galvanized metal dome	\$ 330.00
-12A	Galvanized body and membrane clamp	\$ 869.00
-12B	Galvanized metal dome and membrane clamp	\$ 598.00
-13	Galvanized body, membrane clamp and dome	\$ 1234.00
-28	Stainless steel body (Type 304)	\$ 3255.00
-47	Custom ballast guard height (per 1" over the standard 5")	\$ 231.00 per 1" over 5"
-83	Stainless steel mesh screen over dome (A8-SSD)	\$ 455.00
-B	Sump receiver (A8-BP)	\$ 245.00
-C	Secondary clamp (A8-UDC)	\$ 220.00
-E	Adjustable extension	\$ 657.00
-EG	Galvanized adjustable extension	\$ 973.00
-R	2" external water dam (A8-WD)	\$ 210.00
-U	Underdeck clamp (A8-UDC)	\$ 220.00
-V	Fixed extension, (2",3",4") (A8-V2, A8-V3, A8-V4)	\$ 599.00
-VG	Galvanized fixed extension, (2",3",4")	\$ 903.00
-W	Adjustable water dam (5" high x 4" diameter) (W-31)	\$ 800.00
-W-1	Water proofing flange (A8-W-1)	\$ 400.00
-W2	2" internal water dam (2" high x 4" diameter) (A8-C3-W and W-31)	\$ 381.00
-W3	3" internal water dam (3" high x 4" diameter) (A8-C3-W and W-31)	\$ 381.00
-W4	4" internal water dam (4" high x 4" diameter) (A8-C3-W and W-31)	\$ 381.00
X	Inside caulk outlet, (2", 3", 4", 5" or 6")	\$ No Add
-Z	Extended wide flange on body (20" Dia. x 1/4 thick)	\$ 1193.00

ROOF DRAINS

R1200-JD-M-G8H-AI LARGE GREEN ROOF DRAIN WITH PERFORATED S.S. 8" HIGH BALLAST GUARD AND REMOVABLE COVER WITH LIFT HANDLE R1200-JD-M-G8H-AI



Description: MIFAB R1200-JD-M-G8H-AI large green roof drain with 15" diameter, lacquered cast iron A8 body with combination membrane clamp and gravel guard with 8" high perforated stainless steel ballast guard with 2" auxiliary no hub inlet and secured removable access cover with lift handle.

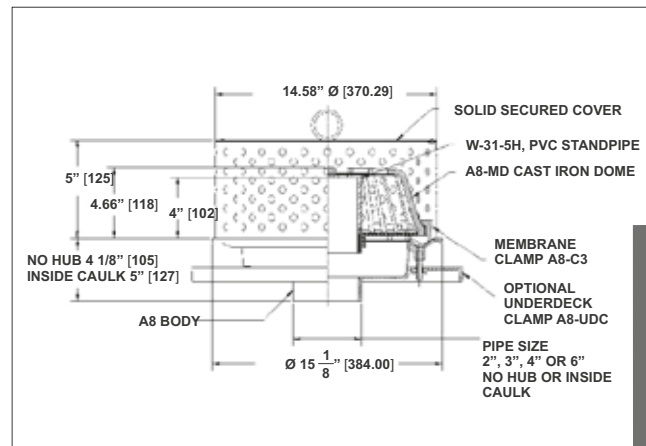
MODEL NO.	PIPE SIZE	LIST PRICE
R1202,3,4-JD-M-G8H-AI	2", 3", 4"	\$4671.00
R1205,6-JD-M-G8H-AI	5", 6"	\$4950.00
R1208-JD-M-G8H-AI	8"	\$5222.00

R1200-JD-M-G8H-AI OPTIONAL VARIATIONS		
SUFFIX	DESCRIPTION	LIST PRICE
-11	Acid resistant epoxy coated body, membrane clamp & dome	\$ 1231.00
-12A	Galvanized body and membrane clamp	\$ 869.00
-13	Galvanized body, membrane clamp and dome	\$ 1234.00
-28	Stainless steel body (Type 304)	\$ 3255.00
-45	3" no hub auxiliary inlet (on ballast guard)	\$ 192.00
-46	4" no hub auxiliary inlet (on ballast guard)	\$ 192.00
-47	Custom ballast guard height (per 1" over the standard 8")	\$ 231.00 per 1" over 8"
-B	Sump receiver (A8-BP)	\$ 245.00
-C	Secondary clamp (A8-C3)	\$ 220.00
-E	Adjustable extension	\$ 657.00
-EG	Galvanized adjustable extension	\$ 973.00
-R	2" external water dam (A8-WD)	\$ 210.00
-V	Fixed extension, (2",3",4") (A8-V2, A8-V3, A8-V4)	\$ 599.00
-VG	Galvanized fixed extension, (2",3",4")	\$ 903.00
-W	Adjustable water dam (5" high x 4" diameter) (W-31)	\$ 808.00
-W-1	Water proofing flange (A8-W-1)	\$ 400.00
-W2	2" internal water dam (2" high x 4" diameter) (A8-C3-W and W-31)	\$ 381.00
-W3	3" internal water dam (3" high x 4" diameter) (A8-C3-W and W-31)	\$ 381.00
-W4	4" internal water dam (4" high x 4" diameter) (A8-C3-W and W-31)	\$ 381.00
X	Inside caulk outlet, (2", 3", 4", 5" or 6")	\$ No Add
-Z	Extended wide flange on body (20" Dia. x 1/4 thick)	\$ 1193.00

ROOF DRAINS

R1200-JD-M-G5H-W31H4 LARGE GREEN ROOF DRAIN WITH PERFORATED S.S. 5" HIGH BALLAST GUARD, ABS STANDPIPE AND REMOVABLE COVER WITH LIFT HANDLE

R1200-JD-M-G5H-W31H4 OPTIONAL VARIATIONS:		
SUFFIX	DESCRIPTION	
-6	Vandal proof (Metal dome only) (H-1029)	\$ 113.00
-11	Acid resistant epoxy coated body, membrane clamp & dome	\$ 1231.00
-12	Galvanized metal dome	\$ 330.00
-12A	Galvanized body and membrane clamp	\$ 869.00
-12B	Galvanized metal dome and membrane clamp	\$ 598.00
-13	Galvanized body, membrane clamp and dome	\$ 1234.00
-28	Stainless steel body (Type 304)	\$ 3255.00
-47	Custom ballast guard height (per 1" over the standard 5")	\$ 231.00 per 1" over 5"
-48	Custom perforated ABS standpipe height (per 1" over the standard 4" height)	\$ 102.00 per 1" over 5"
-83	Stainless steel mesh screen over dome (A8-SSD)	\$ 455.00
-B	Sump receiver (A8-BP)	\$ 245.00
-C	Secondary clamp (A8-UDC)	\$ 220.00
-E	Adjustable extension	\$ 657.00
-EG	Galvanized adjustable extension	\$ 973.00
-R	2" external water dam (A8-WD)	\$ 210.00
-U	Underdeck clamp (A8-UDC)	\$ 220.00
-V	Fixed extension, (2", 3", 4") (A8-V2, A8-V3, A8-V4)	\$ 599.00
-VG	Galvanized fixed extension, (2", 3", 4")	\$ 903.00
-W-1	Water proofing flange (A8-W-1)	\$ 400.00
-W-2	2" internal water dam (2" high x 4" diameter) (A8-C3-W and W-31)	\$ 381.00
-W-3	3" internal water dam (3" high x 4" diameter) (A8-C3-W and W-31)	\$ 381.00
X	Inside caulk outlet, (2", 3", 4", 5" or 6")	No Add
-Z	Extended wide flange on body (20" Dia. x 1/4 thick)	\$ 1193.00



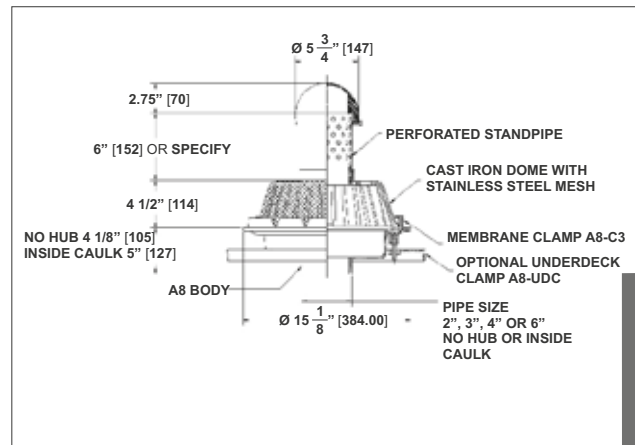
Description: MIFAB R1200-JD-M-G5H-W31H4 large green roof drain with 15" diameter, lacquered cast iron A8 body with combination membrane clamp and gravel guard with low silhouette cast iron dome, ABS standpipe, 5" high perforated stainless steel ballast guard with secured removable access cover and lift handle.

ROOF DRAINS

MODEL NO.	PIPE SIZE	LIST PRICE
R1202,3,4-JD-M-G5H-W31H4	2", 3", 4"	\$5281.00
R1205,6-JD-M-G5H-W31H4	5", 6"	\$5558.00
R1208-JD-M-G5H-W31H4	8"	\$5829.00

R1200-JD-W31P6L-WD LARGE GREEN ROOF DRAIN WITH PERFORATED PVC STANDPIPE AND STAINLESS STEEL MESH COVERED CAST IRON DOME

R1200-JD-W31P6L-WD OPTIONAL VARIATIONS:		
SUFFIX	DESCRIPTION	
-6	Vandal proof (Metal dome only) (H-1029)	\$ 113.00
-11	Acid resistant epoxy coated body, membrane clamp & dome	\$ 1231.00
-12	Galvanized metal dome	\$ 330.00
-12A	Galvanized body and membrane clamp	\$ 869.00
-12B	Galvanized metal dome and membrane clamp	\$ 598.00
-13	Galvanized body, membrane clamp and dome	\$ 1234.00
-28	Stainless steel body (Type 304)	\$ 3255.00
-48	Custom perforated PVC standpipe height (per 1" over the standard 6" height)	\$ 102.00 per 1" over 6"
-B	Sump receiver (A8-BP)	\$ 245.00
-C	Secondary clamp (A8-UDC)	\$ 220.00
-E	Adjustable extension	\$ 657.00
-EG	Galvanized adjustable extension	\$ 973.00
-U	Underdeck clamp (A8-UDC)	\$ 220.00
-V	Fixed extension, (2", 3", 4") (A8-V2, A8-V3, A8-V4)	\$ 599.00
-VG	Galvanized fixed extension, (2", 3", 4")	\$ 903.00
-W-1	Water proofing flange (A8-W-1)	\$ 400.00
-W-2	2" internal water dam (2" high x 4" diameter) (A8-C3-W and W-31)	\$ 381.00
-W-3	3" internal water dam (3" high x 4" diameter) (A8-C3-W and W-31)	\$ 381.00
X	Inside caulk outlet, (2", 3", 4", 5" or 6")	No Add
-Z	Extended wide flange on body (20" diameter x 1/4 thick)	\$ 1193.00



Description: MIFAB R1200-JD-W31P6L-WD large green roof drain with 15" diameter, lacquered cast iron A8 body with combination membrane clamp and gravel guard with low silhouette cast iron, stainless steel mesh covered dome and 6" high perforated PVC standpipe.

ROOF DRAINS

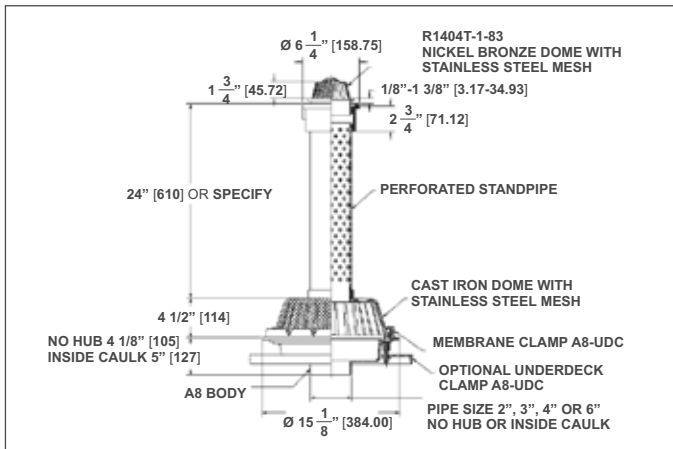
MODEL NO.	PIPE SIZE	LIST PRICE
R1202,3,4-JD-W31P6L-WD	2", 3", 4"	\$5734.00
R1205,6-JD-W31P6L-WD	5", 6"	\$5973.00
R1208-JD-W31P6L-WD	8"	\$6247.00

R1200-JD-W31P24L-R1404T-1-83

LARGE GREEN ROOF DRAIN WITH

R1200-JD-W31P24L-R1404T-1-83

PERFORATED PVC STANDPIPE, STAINLESS STEEL MESH COVERED CAST IRON DOME AND TOP N.B. DOME STRAINER



R1200-JD-W31P24L-R1404T-1-83 OPTIONAL VARIATIONS:

SUFFIX	DESCRIPTION	LIST PRICE
-6	Vandal proof (Metal dome only) (H-1029)	\$ 113.00
-11	Acid resistant epoxy coated body, membrane clamp & dome	\$ 1231.00
-12	Galvanized metal dome	\$ 330.00
-12A	Galvanized body and membrane clamp	\$ 869.00
-12B	Galvanized metal dome and membrane clamp	\$ 598.00
-13	Galvanized body, membrane clamp and dome	\$ 1234.00
-28	Stainless steel body (Type 304)	\$ 3255.00
-48	Custom perforated PVC standpipe height (per 1" over the standard 24" height)	\$ 102.00 per 1" over 24"
-B	Sump receiver (A8-BP)	\$ 245.00
-C	Secondary clamp (A8-UDC)	\$ 220.00
-E	Adjustable extension	\$ 657.00
-EG	Galvanized adjustable extension	\$ 973.00
-G	Ballast guard (A8-BG)	\$ 711.00
-U	Underdeck clamp (A8-UDC)	\$ 220.00
-V	Fixed extension, (2",3",4") (A8-V2, A8-V3, A8-V4)	\$ 599.00
-VG	Galvanized fixed extension, (2",3",4")	\$ 903.00
-W-1	Water proofing flange (A8-W-1)	\$ 400.00
X	Inside caulk outlet, (2", 3", 4", 5" or 6")	No Add
-Z	Extended wide flange on body (20" Dia. x 1/4 thick)	\$ 1193.00

ROOF DRAINS

Description: MIFAB R1200-JD-W31P24L-R1404T-1-83 large green roof drain with 15" diameter, lacquered cast iron A8 body with combination membrane clamp and gravel guard with low silhouette cast iron, stainless steel mesh covered dome and 24" high perforated PVC standpipe with cast iron body and nickel bronze strainer with stainless steel mesh dome on top.

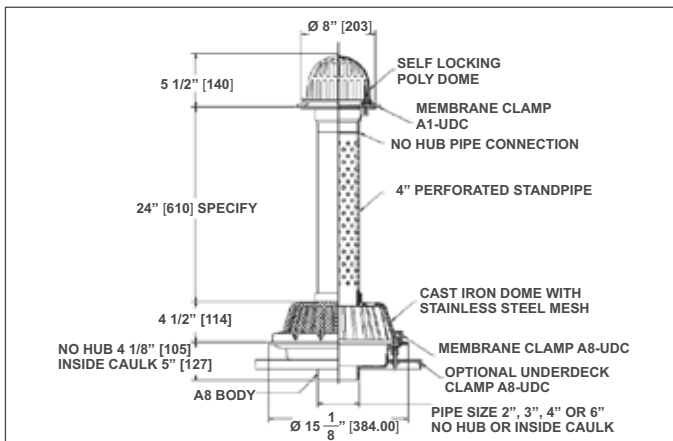
MODEL NO.	PIPE SIZE	LIST PRICE
R1202,3,4-JD-W31P24L-R1404T-1-83	2", 3", 4"	\$6048.00
R1205,6-JD-W31P24L-R1404T-1-83	5", 6"	\$7253.00
R1208-JD-W31P24L-R1404T-1-83	8"	\$7527.00

R1200-JD-W31P24L-R1104

LARGE GREEN ROOF DRAIN WITH PERFORATED

R1200-JD-W31P24L-R1104

PVC STANDPIPE, STAINLESS STEEL MESH COVERED CAST IRON DOME AND TOP POLY DOME STRAINER



R1200-JD-W31P24L-R1104 OPTIONAL VARIATIONS:

SUFFIX	DESCRIPTION	LIST PRICE
-6	Vandal proof (Metal dome only) (H-1029)	\$ 113.00
-11	Acid resistant epoxy coated body, membrane clamp & dome	\$ 1231.00
-12	Galvanized metal dome	\$ 330.00
-12A	Galvanized body and membrane clamp	\$ 869.00
-12B	Galvanized metal dome and membrane clamp	\$ 598.00
-13	Galvanized body, membrane clamp and dome	\$ 1234.00
-28	Stainless steel body (Type 304)	\$ 3255.00
-48	Custom perforated PVC standpipe height (per 1" over the standard 24" height)	\$ 102.00 per 1" over 24"
-B	Sump receiver (A8-BP)	\$ 245.00
-C	Secondary clamp (A8-UDC)	\$ 220.00
-E	Adjustable extension	\$ 657.00
-EG	Galvanized adjustable extension	\$ 973.00
-G	Ballast guard (A8-BG)	\$ 711.00
-U	Underdeck clamp (A8-UDC)	\$ 220.00
-V	Fixed extension, (2",3",4") (A8-V2, A8-V3, A8-V4)	\$ 599.00
-VG	Galvanized fixed extension, (2",3",4")	\$ 903.00
-W-1	Water proofing flange (A8-W-1)	\$ 400.00
X	Inside caulk outlet, (2", 3", 4", 5" or 6")	No Add
-Z	Extended wide flange on body (20" Dia. x 1/4 thick)	\$ 1193.00

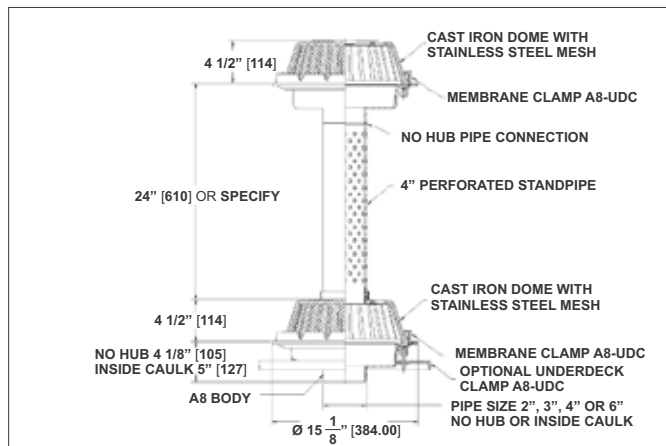
ROOF DRAINS

Description: MIFAB R1200-JD-W31P24L-R1104 large green roof drain with 15" diameter, lacquered cast iron A8 body with combination membrane clamp and gravel guard with low silhouette cast iron, stainless steel mesh covered dome and 24" high perforated PVC standpipe with cast iron body and poly dome strainer on top.

MODEL NO.	PIPE SIZE	LIST PRICE
R1202,3,4-JD-W31P24L-R1104	2", 3", 4"	\$6886.00
R1205,6-JD-W31P24L-R1104	5", 6"	\$7125.00
R1208-JD-W31P24L-R1104	8"	\$7398.00

R1200-JD-W31P24L-R1204-JD LARGE GREEN ROOF DRAIN WITH PERFORATED PVC STANDPIPE, STAINLESS STEEL MESH COVERED CAST IRON DOME AND TOP CAST IRON DOME STRAINER WITH MESH

R1200-JD-W31P24L-R1204-JD OPTIONAL VARIATIONS:		
SUFFIX	DESCRIPTION	LIST PRICE
-6	Vandal proof (Metal dome only) (H-1029)	\$ 113.00
-11	Acid resistant epoxy coated body, membrane clamp & dome	\$ 1231.00
-12	Galvanized metal dome	\$ 330.00
-12A	Galvanized body and membrane clamp	\$ 869.00
-12B	Galvanized metal dome and membrane clamp	\$ 598.00
-13	Galvanized body, membrane clamp and dome	\$ 1234.00
-28	Stainless steel body (Type 304)	\$ 3255.00
-48	Custom perforated PVC standpipe height (per 1" over the standard 24" height)	\$ 102.00 per 1" over 24"
-B	Sump receiver (A8-BP)	\$ 245.00
-C	Secondary clamp (A8-UDC)	\$ 220.00
-E	Adjustable extension	\$ 657.00
-EG	Galvanized adjustable extension	\$ 973.00
-G	Ballast guard (A8-BG)	\$ 711.00
-U	Underdeck clamp (A8-UDC)	\$ 220.00
-V	Fixed extension, (2",3",4") (A8-V2, A8-V3, A8-V4)	\$ 599.00
-VG	Galvanized fixed extension, (2",3",4")	\$ 903.00
-W-1	Water proofing flange (A8-W-1)	\$ 400.00
X	Inside caulk outlet, (2", 3", 4", 5" or 6")	No Add
-Z	Extended wide flange on body (20"Dia. x 1/4 thick)	\$ 1193.00

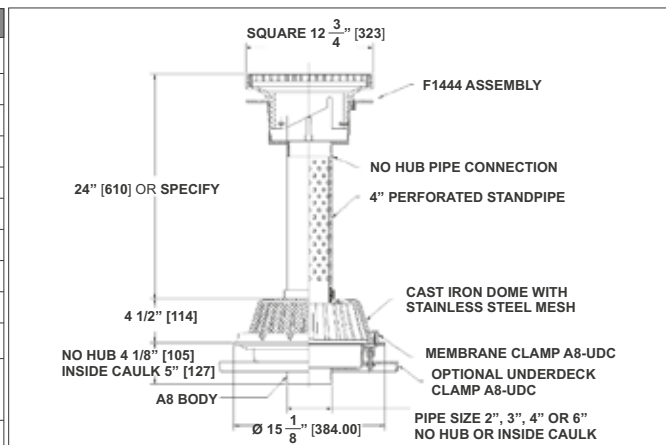


Description: MIFAB R1200-JD-W31P24L-R1204-JD large green roof drain with 15" diameter, lacquered cast iron A8 body with combination membrane clamp and gravel guard with low silhouette cast iron, stainless steel mesh covered dome and 24" high perforated PVC standpipe with cast iron body with stainless steel mesh dome on top.

MODEL NO.	PIPE SIZE	LIST PRICE
R1202,3,4-JD-W31P24L-R1204-JD	2", 3", 4"	\$7270.00
R1205,6-JD-W31P24L-R1204-JD	5", 6"	\$7510.00
R1208-JD-W31P24L-R1204-JD	8"	\$7782.00

ROOF DRAINS
R1200-JD-W31P24L-F1444 LARGE GREEN PROMENADE ROOF DRAIN WITH PERFORATED PVC STANDPIPE, STAINLESS STEEL MESH COVERED CAST IRON DOME AND TOP 12" X 12" DUCTILE IRON STRAINER

R1200-JD-W31P24L-F1444 OPTIONAL VARIATIONS:		
SUFFIX	DESCRIPTION	LIST PRICE
-1	Nickel bronze veneer	\$768.00
-3	Stainless steel veneer	\$768.00
-6	Vandal proof (Metal dome only) (H-1029)	\$ 113.00
-11	Acid resistant epoxy coated body, membrane clamp & dome	\$ 1231.00
-12	Galvanized metal dome	\$ 330.00
-12A	Galvanized body and membrane clamp	\$ 869.00
-12B	Galvanized metal dome and membrane clamp	\$ 598.00
-13	Galvanized body, membrane clamp and dome	\$ 1234.00
-28	Stainless steel body (Type 304)	\$ 3255.00
-48	Custom perforated PVC standpipe height (per 1" over the standard 24" height)	\$ 102.00 per 1" over 24"
-B	Sump receiver (A8-BP)	\$ 245.00
-C	Secondary clamp (A8-UDC)	\$ 220.00
-E	Adjustable extension	\$ 657.00
-EG	Galvanized adjustable extension	\$ 973.00
-G	Ballast guard (A8-BG)	\$ 711.00
-U	Underdeck clamp (A8-UDC)	\$ 220.00
-V	Fixed extension, (2",3",4") (A8-V2, A8-V3, A8-V4)	\$ 599.00
-VG	Galvanized fixed extension, (2",3",4")	\$ 903.00
-W-1	Water proofing flange (A8-W-1)	\$ 400.00
X	Inside caulk outlet, (2", 3", 4", 5" or 6")	No Add
-Z	Extended wide flange on body (20"Dia. x 1/4 thick)	\$ 1193.00



Description: MIFAB R1200-JD-W31P24L-F1444 large green roof drain with 15" diameter, lacquered cast iron A8 body with combination membrane clamp and gravel guard with low silhouette cast iron, stainless steel mesh covered dome and 24" high perforated PVC standpipe with cast iron body and 12" x 12" ductile iron strainer on top.

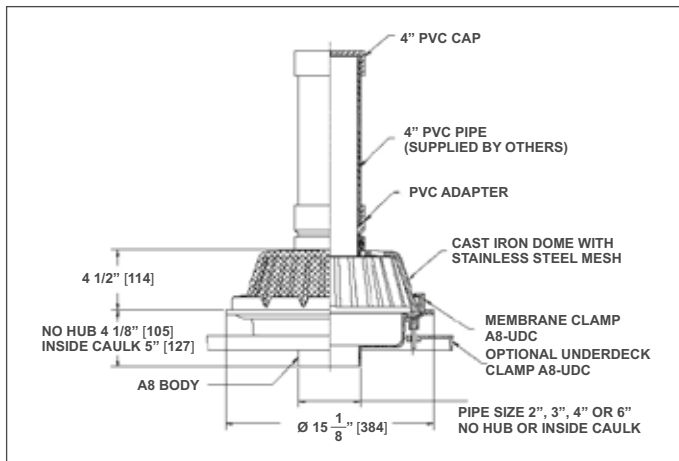
MODEL NO.	PIPE SIZE	LIST PRICE
R1202,3,4-JD-W31P24L-F1444	2", 3", 4"	\$7270.00
R1205,6-JD-W31P24L-F1444	5", 6"	\$7510.00
R1208-JD-W31P24L-F1444	8"	\$7782.00

ROOF DRAINS

R1200-JD-W30

LARGE GREEN ROOF DRAIN WITH STAINLESS STEEL MESH COVERED CAST IRON DOME AND TOP PVC CAP

R1200-JD-W30



Description: MIFAB R1200-JD-W30 large green roof drain with 15" diameter, lacquered cast iron A8 body with combination membrane clamp and gravel guard with low silhouette cast iron, stainless steel mesh covered dome and top PVC cap.

ROOF DRAINS

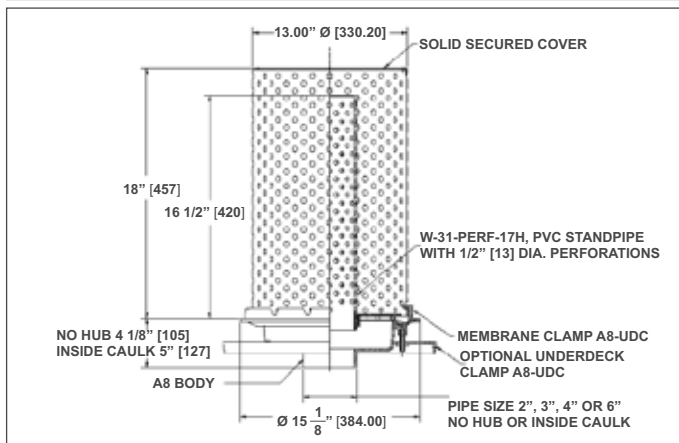
MODEL NO.	PIPE SIZE	LIST PRICE
R1202,3,4-JD-W30	2", 3", 4"	\$5281.00
R1205,6-JD-W30	5", 6"	\$5558.00
R1208-JD-W30	8"	\$5829.00

R1200-JD-W30 OPTIONAL VARIATIONS:		
SUFFIX	DESCRIPTION	LIST PRICE
-6	Vandal proof (Metal dome only) (H-1029)	\$ 113.00
-11	Acid resistant epoxy coated body, membrane clamp & dome	\$ 1231.00
-12	Galvanized metal dome	\$ 330.00
-12A	Galvanized body and membrane clamp	\$ 869.00
-12B	Galvanized metal dome and membrane clamp	\$ 598.00
-13	Galvanized body, membrane clamp and dome	\$ 1234.00
-28	Stainless steel body (Type 304)	\$ 3255.00
-B	Sump receiver (A8-BP)	\$ 245.00
-C	Secondary clamp (A8-UDC)	\$ 220.00
-E	Adjustable extension	\$ 657.00
-EG	Galvanized adjustable extension	\$ 973.00
-G	Ballast guard (A8-BG)	\$ 711.00
-U	Underdeck clamp (A8-UDC)	\$ 220.00
-V	Fixed extension, (2",3",4") (A8-V2, A8-V3, A8-V4)	\$ 599.00
-VG	Galvanized fixed extension, (2",3",4")	\$ 903.00
-W-1	Water proofing flange (A8-W-1)	\$ 400.00
X	Inside caulk outlet, (2", 3", 4", 5" or 6")	No Add
-Z	Extended wide flange on body (20"Dia. x 1/4 thick)	\$ 1193.00

R1200-JD-G18H-W31P-16.5L

LARGE GREEN ROOF DRAIN WITH STAINLESS STEEL BALLAST GUARD AND PVC PERFORATED STANDPIPE

R1200-JD-G18H-W31P-16.5L



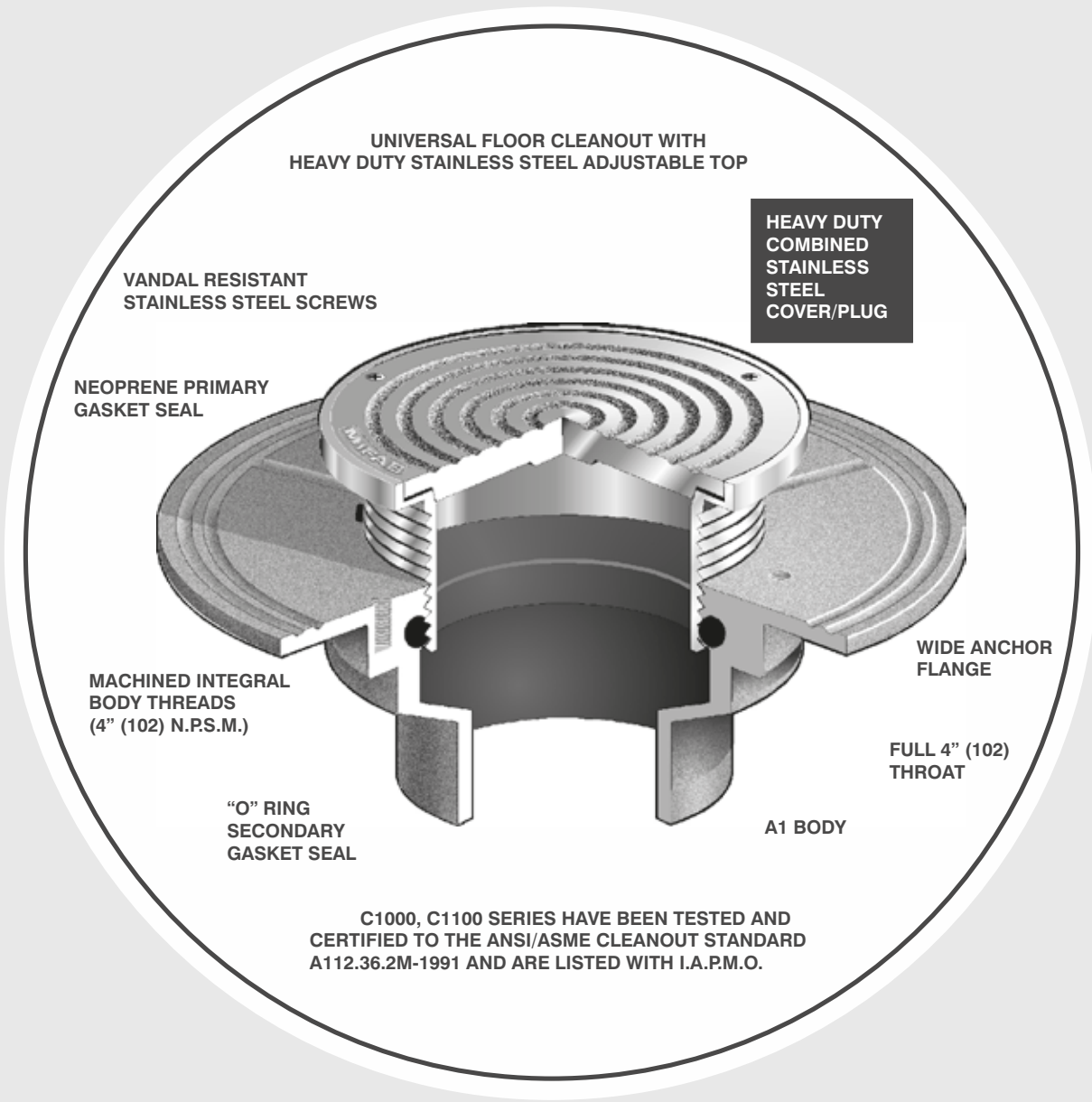
Description: MIFAB R1200-JD-G18H-W31P-16.5L large green roof drain with 15" diameter, lacquered cast iron A8 body with combination membrane clamp and gravel guard with 18" high stainless steel ballast guard with solid secured cover and internal, perforated PVC standpipe.

ROOF DRAINS

MODEL NO.	PIPE SIZE	LIST PRICE
R1202,3,4-JD-G18H-W31P-16.5L	2", 3", 4"	\$6976.00
R1205,6-JD-G18H-W31P-16.5L	5", 6"	\$7253.00
R1208-JD-G18H-W31P-16.5L	8"	\$7527.00

R1200-JD-G18H-W31P-16.5L OPTIONAL VARIATIONS:		
SUFFIX	DESCRIPTION	LIST PRICE
-11	Acid resistant epoxy coated body, membrane clamp & dome	\$ 1231.00
-12A	Galvanized body and membrane clamp	\$ 869.00
-13	Galvanized body, membrane clamp and dome	\$ 1234.00
-28	Stainless steel body (Type 304)	\$ 3255.00
-47	Custom ballast guard height (per 1" over the standard 18")	\$ 231.00 per 1" over 18"
-48	Custom perforated PVC standpipe height (per 1" over the standard 16 1/2" height)	\$ 105.00 per 1" over 16 1/2"
-B	Sump receiver (A8-BP)	\$ 245.00
-C	Secondary clamp (A8-UDC)	\$ 220.00
-E	Adjustable extension	\$ 657.00
-EG	Galvanized adjustable extension	\$ 973.00
-U	Underdeck clamp (A8-UDC)	\$ 220.00
-V	Fixed extension, (2",3",4") (A8-V2, A8-V3, A8-V4)	\$ 599.00
-VG	Galvanized fixed extension, (2",3",4")	\$ 903.00
-W-1	Water proofing flange (A8-W-1)	\$ 400.00
X	Inside caulk outlet, (2", 3", 4", 5" or 6")	No Add
-Z	Extended wide flange on body (20"Dia. x 1/4 thick)	\$ 1193.00

CLEANOUTS AND ACCESS COVERS



MIFAB Cleanout Features

CLEANOUTS

MIFAB Floor cleanouts feature a wide flange cleanout body with an adjustable stainless steel or nickel bronze combined access cover and gasketed plug with O-ring test seal. A floor cleanout is an Emergency Access to a plugged drain line. It makes sense for the cleanout to be designed for immediate access without the need to use special tools and/or clear debris from the plug to gain access. It is also important to ensure the cleanout has been resealed after the cleaning of the drain line to eliminate sewer gas escape. It is preferable that the cleanout design will provide visual assurance that the cleanout has been resealed.

THE CONVENTIONAL SYSTEM

The conventional floor cleanout is usually comprised of an unsealed access cover secured to a housing or frame by up to four (4) screws. Removal of these screws provides access to an opening that more often than not is fouled by construction debris that has entered under the housing, which supports the cover or has entered between the unsealed cover and frame. After removal of the debris, the maintenance person is faced with the removal of a cast iron, brass or plastic threaded plug that has likely seized in place because of dissimilar metals, rust and dirt. The removal of this plug is usually accomplished by breaking (chiselling) it out. Finally, there is an open access, usually less than the four (4) inch opening required by code. After removal of the blockage there is a very good chance that the non-gasketed cover will be replaced because a replacement plug has been almost impossible to source. This does not provide any visual evidence that a plug is not in place and there is the danger of the escape of sewer gas.

THE MIFAB SYSTEM

The MIFAB design of combined gasketed access cover and cleanout plug grants immediate emergency access with the removal of the combined cover/plug by unscrewing three vandal-resistant stainless steel screws. This provides access to a full four (4) inch opening as required by most codes. Replacement of the cover with neoprene gasket glued to the underside provides visual evidence that the cleanout has been properly resealed. If for any reason the gasket has been displaced then the cover will sit low in the frame and it will be obvious that the cleanout has not been properly resealed providing visual evidence of the danger of escaping sewer gas. (See Exhibit A)

Exhibit A



CLEANOUTS CLEANOUT FUNCTION AND SELECTION GUIDE

CLEANOUTS

Cleanouts provide access to drainage piping for cleaning out purposes. Since there are a variety of sizes, shapes and materials available, certain considerations must be made when selecting the right cleanout for installation. MIFAB offers many options that may be incorporated together for the perfect solution in all types of construction.

SELECTION OF TOP

The first factor in selecting a top is to decide what shape would be most compatible with the area surrounding it. In most cases a round top is most easily orientated to the floor because it does not conflict with designs, nor does it require alignment to adjacent walls. For floors that are finished with material in a square or straight-line pattern, a square top is available, allowing alignment with tile and adjacent walls. Areas with finished floors, such as offices, hospitals, restaurants and modern manufacturing areas will require finished floor cleanouts. A regularly secured scoriated top is recommended in most cases. Finishes include nickel bronze and stainless steel. The type of traffic that the cleanout top must withstand should be considered. For all loads, the stainless steel top can be used. A scoriated top will service most finished floors. They feature a corrosion-resistant, non-skid finish that will not discolor and will look attractive with almost any surroundings. Vandal-proof screws are available to prevent theft or damage to the inner components of the cleanout. Specify suffix (-6) for Vandal-proof screws. Areas with unfinished floors or areas with possible heavy load traffic such as boiler rooms, warehouses and heavy manufacturing facilities, a ductile iron top should be specified. In areas where the cleanout is concealed, various access covers are available to allow access to the cleanout. A carpet marker should be specified in floors where a minimum showing of metal is desired to indicate the placement of the cleanout. Specify suffix (-RC) for stainless steel carpet marker.

SUGGESTED CLEANOUT SPECIFICATIONS

Cleanouts connected to the drainage system shall be of the same size as pipe up to 4" (25) and not less than 4" (25) on larger sizes (and/or as required by local code*). Cleanouts shall be installed in the building drain as near as practicable to the inner face of the wall through which the drain passes. Where a building trap is inside the building, the cleanout shall be installed at the foot of each vertical sanitary or storm stack; at the end of drainage lines and at all changes of direction of 45 degrees or more. Cleanouts in horizontal drainage lines shall be at the intervals of no more than fifty feet on pipe up to 4" (25) in size and not more than one hundred feet on larger sizes (and/or as required by local code*).

*Check to see if it is necessary to modify above paragraphs to meet local code

*Cleanouts provide an emergency access to the drainage system. Ordinarily they are only opened where there is a blockage in the system when they are likely to release a head of sewage when opened. For this reason, the following general clause should be included. Whenever possible, cleanouts shall be installed so as to provide access from the finished floor. This applies at all floor levels. When cleanouts are located in membrane floors, they shall be supplied with wide anchor flange and clamp devices. Cleanouts in finished areas shall have adjustable round (square) satin stainless steel or nickel bronze tops with scoriated covers to match flooring as specified below.

Suffixes with (-R) have round tops and suffixes with (-S) have square tops. Select applicable catalog number.

Polished stainless steel tops that will not oxidize and are heavy duty should be specified by adding suffix (-3)

FINISHED FLOORS (ALL TRAFFIC) C1000-R(S)-3

- non-membrane, C1000-C-R(S)-3 - membrane. Lino tile areas: C1100-T(TS) - non-membrane, C1100-C-T(TS) - membrane. Ceramic and terrazzo areas: C1100-U(US) - non-membrane, C1100-C-U(US) - membrane.

CARPETED FLOOR AREAS C1100-RC - non-membrane, C1100-C-RC - membrane. **UNFINISHED OR OUTSIDE AREAS** C1100-XR ductile iron top, non-membrane C1100-C-XR ductile iron top, membrane line cleanouts

ALL EXPOSED OR ACCESSIBLE AREAS C1450

CONCEALED TILE OR MASONRY C1450-RD-3

ALL OTHER CONCEALED AREAS C1450 with applicable access doors specified under access doors


STACK CLEANOUTS, EXPOSED OR ACCESSIBLE AREAS C1450

CONCEALED TILES OR MASONRY AREAS

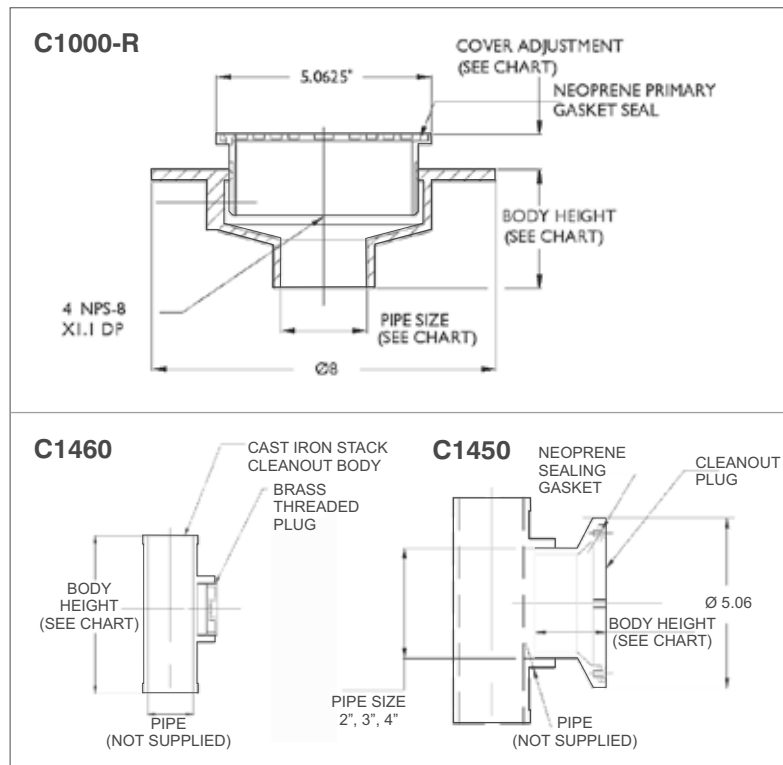
C1460-RD-3

ALL OTHER CONCEALED AREAS C1460 with applicable access door specified under access doors.

*Author's suggestions to specifier () denotes optional square covers



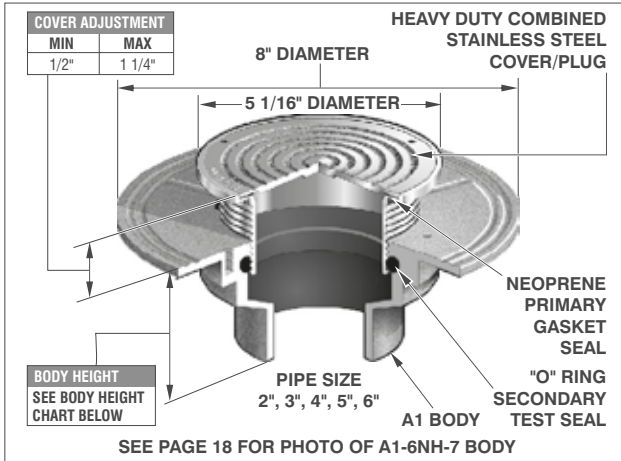
CLEANOUTS



C1000-R FLOOR CLEANOUT WITH STAINLESS STEEL ROUND TOP

C1000-R

CLEANOUTS



SEE PAGE 18 FOR PHOTO OF A1-6NH-7 BODY

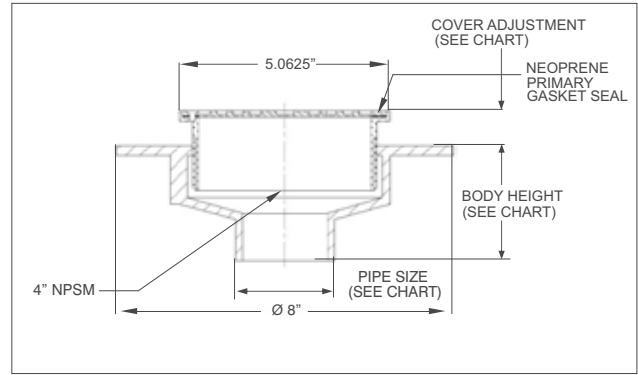
C1000 MEETS ANSI CLEANOUT STANDARD A112.36.2M-1991

A1 BODY HEIGHT						
PIPE SIZE	NO HUB (STANDARD)	PUSH ON (P)	THREADED (T)	INSIDE CAULK (X)	PVC (-30)	ABS (-31)
2"	3"	3 3/8"	2 1/4"	3 3/4"	2 5/8"	3 1/4"
3"	3"	3 3/8"	2 5/8"	3 3/4"	3 1/4"	3 1/4"
4"	3"	3 3/8"	2 5/8"	3 3/4"	3 1/2"	-
5"	3"	-	2 5/8"	6 7/8"	-	-
6"	3 1/2"	6 7/8"	-	-	-	-

C1000-R AND C1100-R OPTIONAL VARIATIONS:

SUFFIX	DESCRIPTION	LIST PRICE	SUFFIX	DESCRIPTION	LIST PRICE
-6	Security screws (TR25 Torx & pin) (H-1039A)	\$ 64.00	-C	Membrane clamp (A1-C1)	\$ 74.00
-11	Acid resistant epoxy coated body	\$ 317.00	-NH	No hub outlet	Standard
-13	Galvanized body	\$ 200.00	P	Push on outlet (2", 3", 4")*	No Add
-28	Stainless steel body (Type 304) (2", 3", 4" No Hub Only)	\$ 1095.00	T	Threaded outlet (2", 3", 4")	\$ 71.00
-30	PVC socket connection body* (2", 3", 4")	No Add	X	Inside caulk outlet (2", 3", 4")	No Add
-31	ABS socket connection body* (2", 3", 4")	No Add	Z	Extended wide flange on body (13" dia. x 1/8" thick)	\$ 1193.00
-34	T-cone plug and gasket (2", 3", 4") (C1440 Series)	\$ 330.00			

*2", 3", 4" socket connections only *Specify POG-6 for C.I. pipe and POG-6-PVC for PVC pipe. 2", 3", 4" sizes use same gasket.



PARTS A1 BODY R-3

ANSI/ASME RATING	
COVER	LOAD RATING
5" DIA. SS	5000-7499 lbs

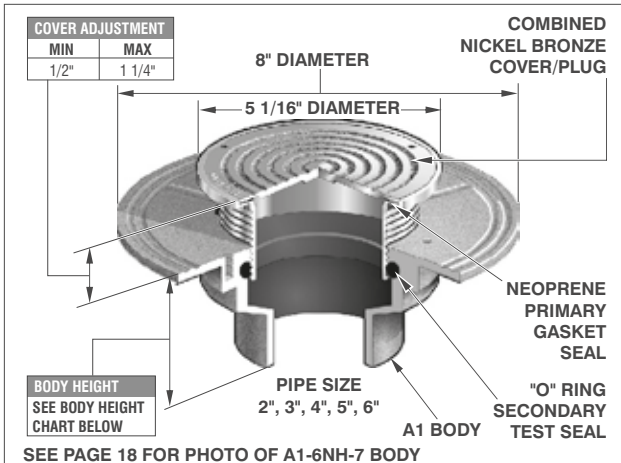


C1000-R FLOOR CLEANOUT WITH STAINLESS STEEL ROUND TOP

MODEL NUMBER	WT. Lbs	COVER SIZE	OUTLET SIZE	LACQUERED CAST IRON BODY WITH STAINLESS STEEL (-3)	LIST PRICE
C1002-R-3	6.30	5" Round	2"		\$ 568.00
C1003-R-3	5.75	5" Round	3"		\$ 599.00
C1004-R-3	5.50	5" Round	4"		\$ 800.00
C1005,6-R-3	7.50	5" Round	5", 6"		\$ 1303.00

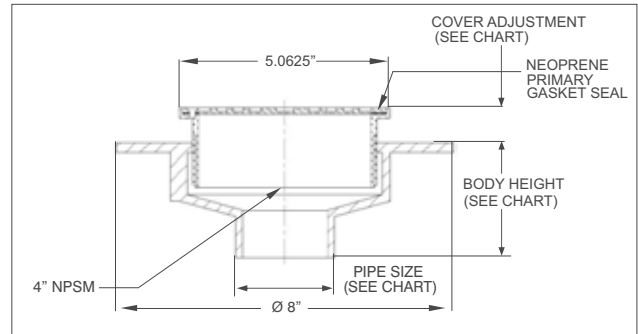
C1100-R FLOOR CLEANOUT WITH NICKEL BRONZE ROUND TOP

C1100-R



SEE PAGE 18 FOR PHOTO OF A1-6NH-7 BODY

C1100 MEETS ANSI CLEANOUT STANDARD A112.36.2M-1991



ANSI/ASME RATING	
COVER	LOAD RATING
5" DIA. NB	2000-4999 lbs
5" DIA. SS	5000-7499 lbs
5" DIA. DI	OVER 10,000 lbs



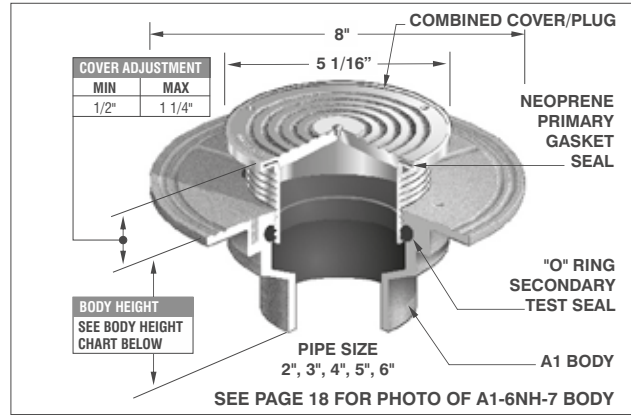
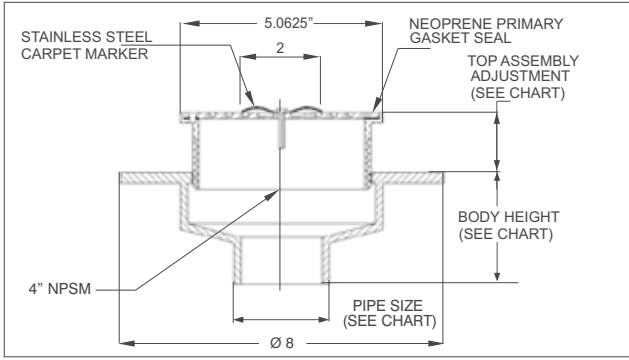
*Specify -1, -3 or XR-4

C1100-R FLOOR CLEANOUT WITH NICKEL BRONZE ROUND TOP

MODEL NUMBER	WT. Lbs	COVER SIZE	OUTLET SIZE	LACQUERED CAST IRON BODY WITH:		
				NICKEL BRONZE (-1)	STAINLESS STEEL (-3)	DUCTILE IRON (-4)
C1102-R	6.30	5" Round	2"	\$ 568.00	\$ 568.00	\$ 461.00
C1103-R	5.75	5" Round	3"	\$ 599.00	\$ 599.00	\$ 529.00
C1104-R	5.50	5" Round	4"	\$ 800.00	\$ 800.00	\$ 629.00
C1105,6-R	7.50	5" Round	5", 6"	\$ 1303.00	\$ 1303.00	\$ 1099.00

C1100-RC FLOOR CLEANOUT WITH ROUND TOP AND CARPET MARKER

C1100-RC



CLEANOUTS



ANSI/ASME RATING	
COVER	LOAD RATING
5" DIA. NB	2000-4999 lbs

C1100 MEETS ANSI CLEANOUT STANDARD A112.36.2M-1991

C1100-RC FLOOR CLEANOUT WITH ROUND TOP AND CARPET MARKER

MODEL NUMBER	WT. Lbs	COVER SIZE	OUTLET SIZE	LAQ. CAST IRON BODY W/NICKEL BRONZE (-1)
C1102-RC	6.30	5" Round	2"	\$ 639.00
C1103-RC	5.75	5" Round	3"	\$ 670.00
C1104-RC	5.50	5" Round	4"	\$ 872.00
C1105,6-RC	7.50	5" Round	5", 6"	\$ 1374.00
Add for large marker -F		5 1/2" Dia. SS marker flange		\$ 260.00

A1 BODY HEIGHT

PIPE SIZE	NO HUB (STANDARD)	PUSH ON (P)	THREADED (T)	INSIDE CAULK (X)	PVC (-30)	ABS (-31)
2"	3"	3 3/8"	2 1/4"	3 3/4"	2 5/8"	
3"	3"	3 3/8"	2 5/8"	3 3/4"	3 1/4"	
4"	3"	3 3/8"	2 5/8"	3 3/4"	3 1/3"	
5"	3"	-	2 5/8"	6 7/8"	-	
6"	3 1/2"	6 7/8"	-	-	-	

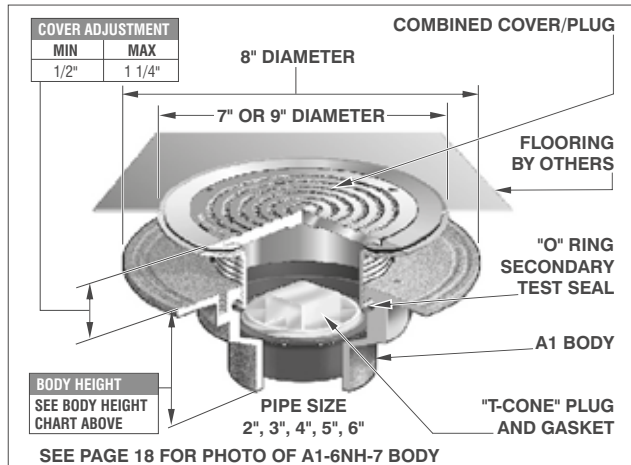
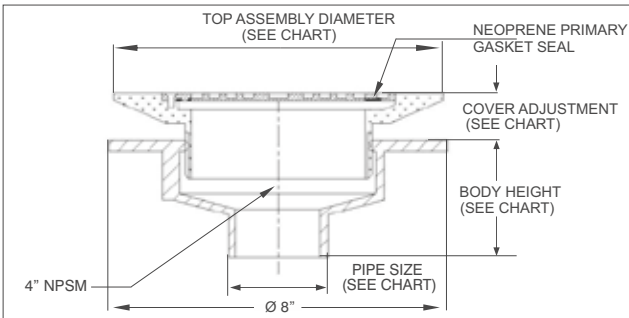
C1100-RC AND C1100-RFC OPTIONAL VARIATIONS:

SUFFIX	DESCRIPTION	LIST PRICE	SUFFIX	DESCRIPTION	LIST PRICE
-6	Security screws (TR25 Torx and Pin) (H-1039A)	\$ 64.00	-C	Membrane clamp (A1-C1)	\$ 74.00
-11	Acid resistant epoxy coated body	\$ 317.00	-NH	No hub outlet	Standard
-13	Galvanized body	\$ 200.00	P	Push on outlet (2", 3", 4")*	No Add
-28	Stainless steel body (Type 304) (2", 3", 4" No Hub Only)	\$ 1095.00	T	Threaded outlet (2", 3", 4")	\$ 71.00
-30	PVC socket connection body* (2", 3", 4")	No Add	X	Inside caulk outlet (2", 3", 4")	No Add
-31	ABS socket connection body* (2", 3", 4")	No Add	-Z	Extended wide flange on body (13" Dia. x 1/8" thick)	\$ 1193.00
-34	T-cone plug and gasket (2", 3", 4")(C1440 Series)	\$ 330.00			

*2", 3", 4" socket connections only *Specify POG-6 for C.I. pipe and POG-6-PVC for PVC pipe. 2", 3", 4" sizes use same gasket.

C1100-RFC FLOOR CLEANOUT WITH ROUND TOP AND CLAMPING FLANGE

C1100-RFC



C1100-RFC FLOOR CLEANOUT WITH ROUND TOP AND CLAMPING FLANGE

MODEL NUMBER	WT. Lbs	COVER SIZE	OUTLET SIZE	LACQUERED CAST IRON BODY WITH:	
				NICKEL BRONZE (-1) 7" DIA ONLY	STAINLESS STEEL (-3)
C1102,3,4-RFC7	7.50	7" Round	2", 3", 4"	\$ 828.00	\$ 828.00
C1105,6-RFC7	8.50	7" Round	5", 6"	\$ 1563.00	\$ 1563.00
C1102,3,4-RFC9	8.50	9" Round	2", 3", 4"	-	\$ 1060.00
C1105,6-RFC9	9.50	9" Round	5", 6"	-	\$ 1561.00

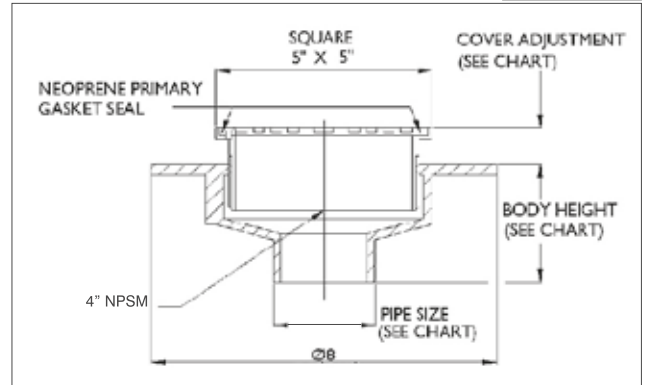
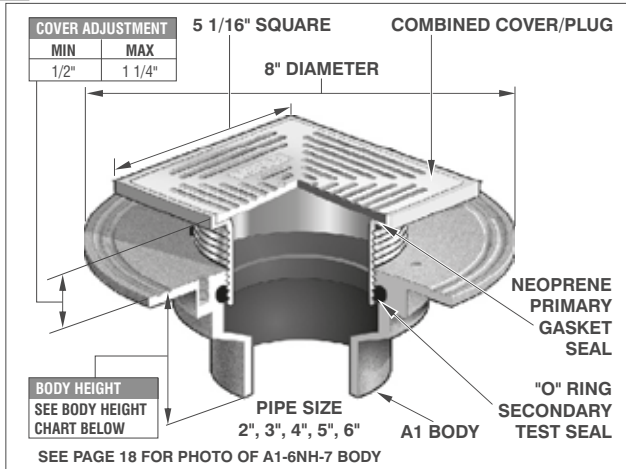
ANSI/ASME RATING	
COVER	LOAD RATING
SS	5000-7499 lbs
NB	2000-4999 lbs

C1100 MEETS ANSI CLEANOUT STANDARD A112.36.2M-1991

C1100-S FLOOR CLEANOUT WITH SQUARE TOP

C1100-S

CLEANOUTS



ANSI/ASME RATING		PARTS	A1 BODY	S-1 or -3
COVER	LOAD RATING			
5",6" SQ. NB	2000-4999 lbs			
5",6" SQ. SS	5000-7499 lbs			

*Specify GS-1 or GS-3 for 6" x 6" part

NOTE: 6" x 6" NB(-1) and SS (-3) covers also available. Add \$170.00 and add 6 before S in model number to order.

C1100 MEETS ANSI CLEANOUT STANDARD A112.36.2M-1991

C1100-S FLOOR CLEANOUT WITH SQUARE TOP				
MODEL NUMBER	WT. Lbs	COVER SIZE	OUTLET SIZE	LACQUERED CAST IRON BODY WITH NB (-1) OR SS (-3)
C1102-S	7.25	5" x 5"	2"	\$ 568.00
C1103-S	7.00	5" x 5"	3"	\$ 599.00
C1104-S	6.90	5" x 5"	4"	\$ 800.00
C1105,6-S	8.50	5" x 5"	5", 6"	\$ 1303.00

A1 BODY HEIGHT					
PIPE SIZE	NO HUB STANDARD	PUSH ON (P)	THREADED (T)	INSIDE CAULK (X)	PVC (-30)
2"	3"	3 3/8"	2 1/4"	3 3/4"	2 5/8"
3"	3"	3 3/8"	2 5/8"	3 3/4"	3 1/4"
4"	3"	3 3/8"	2 5/8"	3 3/4"	3 1/2"
5"	3"	-	2 5/8"	6 7/8"	-
6"	3 1/2"	6 7/8"	-	-	-

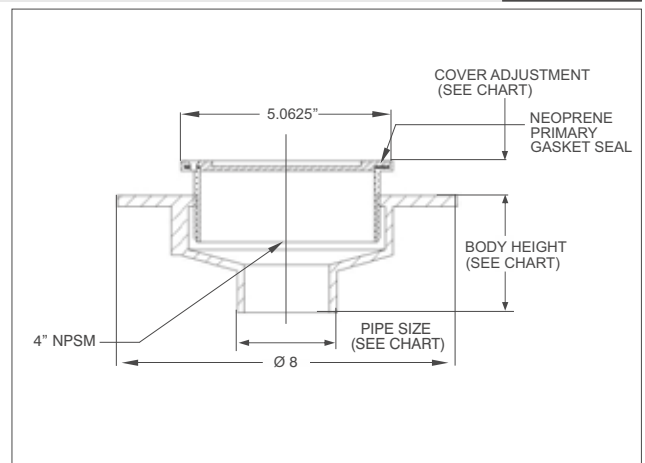
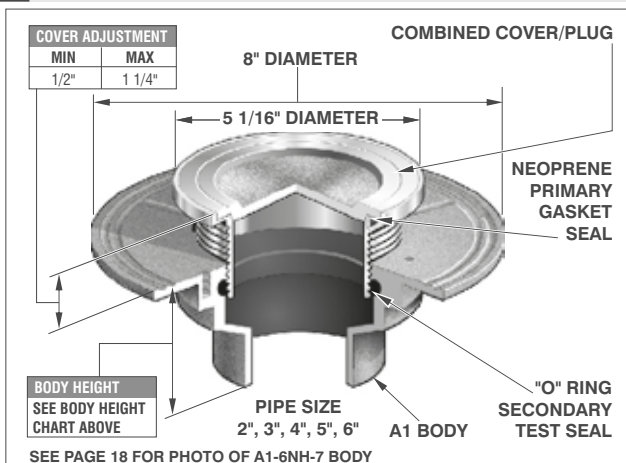
C1100-S AND C1100-T OPTIONAL VARIATIONS:

SUFFIX	DESCRIPTION	LIST PRICE	SUFFIX	DESCRIPTION	LIST PRICE
-6	Security screws (TR25 Torx & pin) (H-1039A)	\$ 64.00	-34	T-cone plug and gasket (2", 3", 4") (C1440 Series)	\$ 330.00
-11	Acid resistant epoxy coated body	\$ 317.00	-C	Membrane clamp (A1-C1)	\$ 74.00
-13	Galvanized body	\$ 200.00	-NH	No hub outlet	Standard
-28	Stainless steel body (Type 304) (2", 3", 4" No Hub Only)	\$1095.00	P	Push on outlet (2", 3", 4")*	No Add
-30	PVC socket connection body* (2", 3", 4")	No Add	T	Threaded outlet (2", 3", 4")	\$ 71.00
-31	PVC socket connection body* (2", 3", 4")	No Add	X	Inside caulk outlet (2", 3", 4")	No Add
			-Z	Extended wide flange on body (13" Dia. x 1/8" thick)	\$ 1193.00

NOTE: 6" x 6" NB(-1) and SS (-3) covers also available. Add \$170.00 and add 6 before S in model number to order. Specify POG-6 for C.I. pipe and POG-6-PVC for 6" PVC pipe. 2", 3", 4" sizes use same gasket.

C1100-T FLOOR CLEANOUT WITH ROUND TOP AND TILE RECESS

C1100-T



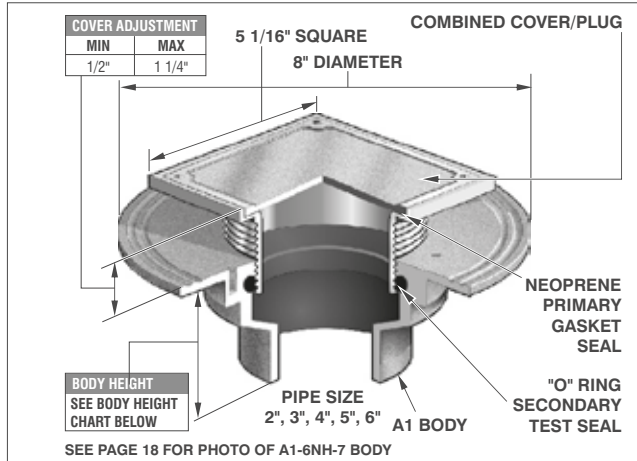
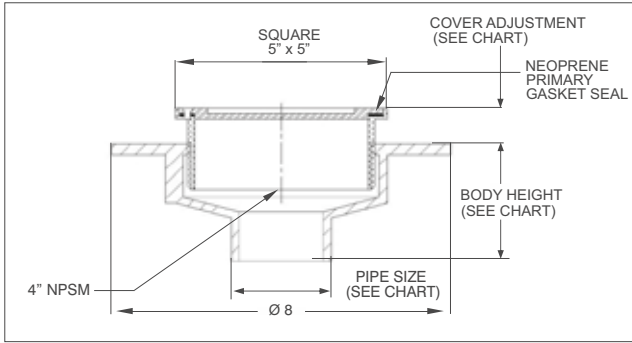
C1100-T FLOOR CLEANOUT WITH ROUND TOP AND TILE RECESS				
MODEL NUMBER	WT. Lbs	COVER SIZE	OUTLET SIZE	LACQUERED CAST IRON BODY WITH NB (-1) OR SS (-3)
C1102-T	7.25	5" round	2"	\$ 568.00
C1103-T	7.00	5" round	3"	\$ 599.00
C1104-T	6.90	5" round	4"	\$ 800.00
C1105,6-T	8.50	5" round	5", 6"	\$ 1303.00

ANSI/ASME RATING		PARTS	
COVER	LOAD RATING	A1 BODY	T-1 or -3
5" DIA. NB	2000-4999 lbs		
5" DIA. SS	5000-7499 lbs		

C1100 MEETS ANSI CLEANOUT STANDARD A112.36.2M-1991

C1100-TS FLOOR CLEANOUT WITH SQUARE TOP AND TILE RECESS

C1100-TS



CLEANOUTS

ANSI/ASME RATING	
COVER	LOAD RATING
5" x 5" NB	2000-4999 lbs
5" x 5" SS	5000-7499 lbs

PARTS	A1 BODY	TS-1 or -3

C1100 MEETS ANSI CLEANOUT STANDARD A112.36.2M-1991

C1100-TS FLOOR CLEANOUT W/SQUARE TOP & TILE RECESS					
MODEL NUMBER	WT. Lbs	COVER SIZE	OUTLET SIZE	LACQUERED CAST IRON BODY WITH NB (-1) OR SS (-3)	
C1102-TS	6.50	5" x 5"	2"	\$ 568.00	
C1103-TS	6.00	5" x 5"	3"	\$ 599.00	
C1104-TS	6.50	5" x 5"	4"	\$ 800.00	
C1105,6-TS	8.00	5" x 5"	5", 6"	\$ 1303.00	

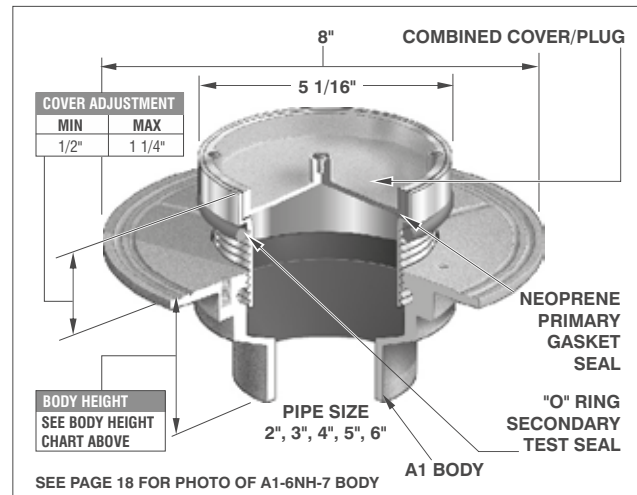
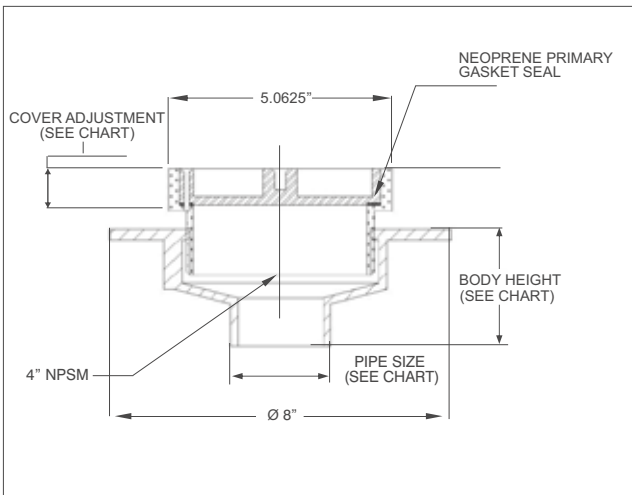
A1 BODY HEIGHT						
PIPE SIZE	NO HUB (STANDARD)	PUSH ON (P)	THREADED (T)	INSIDE CAULK (X)	PVC (-30)	ABS (-31)
2"	3"	3 3/8"	2 1/4"	3 3/4"	2 5/8"	2 5/8"
3"	3"	3 3/8"	2 5/8"	3 3/4"	3 1/4"	3 1/4"
4"	3"	3 3/8"	2 5/8"	3 3/4"	3 1/2"	3 1/2"
5"	3"	-	2 5/8"	6 7/8"	-	-
6"	3 1/2"	6 7/8"	-	-	-	-

C1100-TS AND C1100-UR OPTIONAL VARIATIONS:						
SUFFIX	DESCRIPTION	LIST PRICE	SUFFIX	DESCRIPTION	LIST PRICE	
-6	Security screws (TR25 Torx & pin) (H-1039A)	\$ 64.00	-34	T-cone plug and gasket (2", 3", 4") (C1440 SERIES)	\$ 330.00	
-11	Acid resistant epoxy coated body	\$ 317.00	-C	Membrane clamp (A1-C1)	\$ 74.00	
-13	Galvanized body	\$ 200.00	-NH	No hub outlet	Standard	
-28	Stainless steel body (Type 304, 2", 3", 4" No Hub Only)	\$ 1095.00	P	Push on outlet (2", 3", 4")*	No Add	
-30	PVC socket connection body*(2", 3", 4")	No Add	T	Threaded outlet (2", 3", 4")	\$ 71.00	
-31	ABS socket connection body*(2", 3", 4")	No Add	X	Inside caulk outlet (2", 3", 4")	No Add	
			-Z	Extended wide flange on body (13" Dia. x 1/8" thick)	\$ 1193.00	

Specify POG-6 for C.I. pipe and POG-6-PVC for 6" PVC pipe. 2", 3", 4" sizes use same gasket.

C1100-UR FLOOR CLEANOUT WITH ROUND TOP AND TERRAZZO RECESS

C1100-UR



C1100-UR FLOOR CLEANOUT WITH ROUND TOP AND TERRAZZO RECESS				
MODEL NUMBER	WT. Lbs	COVER DIAMETER	OUTLET SIZE	LACQUERED CAST IRON BODY WITH NB (-1) OR SS (-3)
C1102-UR	7.00	5" round	2"	\$ 886.00
C1103-UR	6.50	5" round	3"	\$ 917.00
C1104-UR	7.00	5" round	4"	\$ 1118.00
C1105,6-UR	8.25	5" round	5", 6"	\$ 1620.00

ANSI/ASME RATING	
COVER	LOAD RATING
5" DIA. NB	2000-4999 lbs
5" DIA. SS	5000-7499 lbs

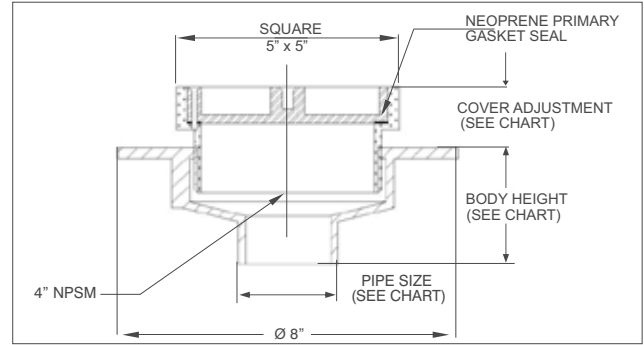
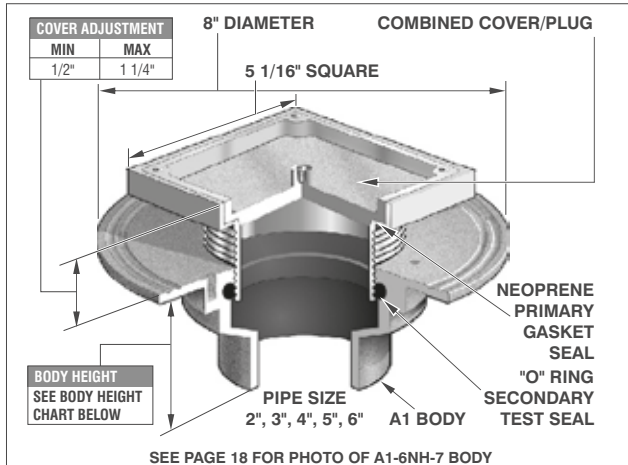
C1100 MEETS ANSI CLEANOUT STANDARD A112.36.2M-1991

PARTS	
A1 BODY	UR-1 or -3

C1100-US FLOOR CLEANOUT WITH SQUARE TOP AND TERRAZZO RECESS

C1100-US

CLEANOUTS



ANSI/ASME RATING	
COVER	LOAD RATING
5" x 5" NB	2000-4999 lbs
5" x 5" SS	5000-7499 lbs

PARTS	A1 BODY	US-1 or -3

SEE PAGE 18 FOR PHOTO OF A1-6NH-7 BODY

C1100 MEETS ANSI CLEANOUT STANDARD A112.36.2M-1991

C1100-US FLOOR CLEANOUT WITH SQUARE TOP AND TERRAZZO RECESS

MODEL NUMBER	WT. Lbs	COVER SIZE	OUTLET SIZE	LACQUERED CAST IRON BODY WITH NB (-1) OR SS (-3)
C1102-US	8.75	5" x 5"	2"	\$ 886.00
C1103-US	8.00	5" x 5"	3"	\$ 917.00
C1104-US	8.75	5" x 5"	4"	\$ 1118.00
C1105,6-US	10.00	5" x 5"	5", 6"	\$ 1620.00

A1 BODY HEIGHT

PIPE SIZE	NO HUB (STANDARD)	PUSH ON (P)	THREADED (T)	INSIDE CAULK (X)	PVC (-30)	ABS (-31)
2"	3"	3 3/8"	2 1/4"	3 3/4"	2 5/8"	
3"	3"	3 3/8"	2 5/8"	3 3/4"	3 1/4"	
4"	3"	3 3/8"	2 5/8"	3 3/4"	3 1/2"	
5"	3"	-	2 5/8"	6 7/8"	-	
6"	3 1/2"	6 7/8"	-	-	-	

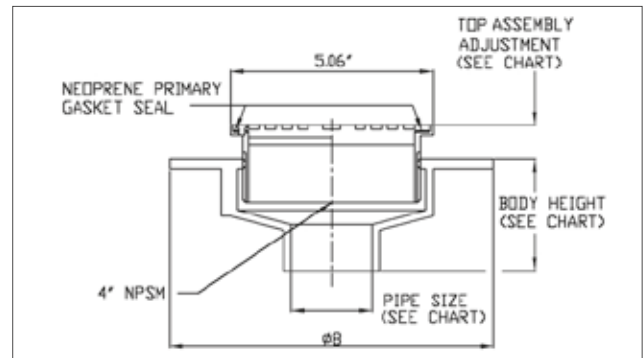
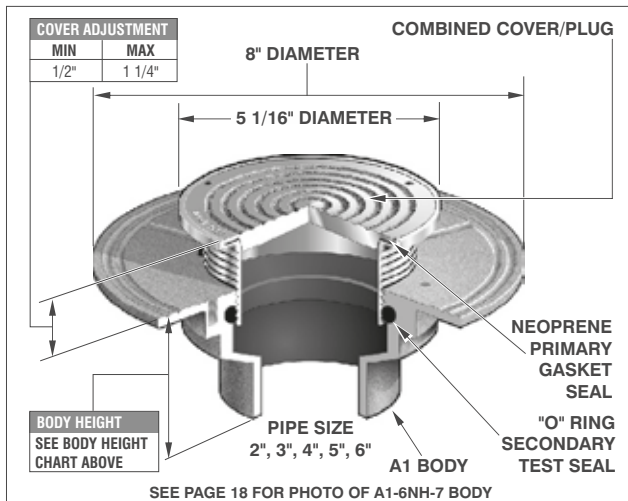
C1100-US, C1100-XR AND C1100-XS SERIES OPTIONAL VARIATIONS

SUFFIX	DESCRIPTION	LIST PRICE	SUFFIX	DESCRIPTION	LIST PRICE
-6	Security screws (TR25 Torx & pin) (H-1039A)	\$ 64.00	-34	T-cone plug and gasket (2", 3", 4") (C1440 Series)	\$ 330.00
-11	Acid resistant epoxy coating	\$ 317.00	-C	Membrane clamp (A1-C1)	\$ 74.00
-13	All galvanized	\$ 200.00	-NH	No hub outlet	Standard
-28	Stainless steel body (Type 304) (2", 3", 4" No Hub Only)	\$ 1095.00	P	Push on outlet (2", 3", 4")*	No Add
-30	PVC socket connection body* (2", 3", 4")	No Add	T	Threaded outlet (2", 3", 4")	\$ 71.00
-31	PVC socket connection body* (2", 3", 4")	No Add	X	Inside caulk outlet (2", 3", 4")	No Add
			-Z	Extended wide flange on body (13" Dia. x 1/8" thick)	\$ 1193.00

Specify POG-6 for C.I. pipe and POG-6-PVC for 6" PVC pipe. 2", 3", 4" sizes use same gasket.

C1100-XR FLOOR CLEANOUT WITH HEAVY DUTY ROUND TOP

C1100-XR



C1100 MEETS ANSI CLEANOUT STANDARD A112.36.2M-1991

PARTS	A1 BODY	XR-1,3,4

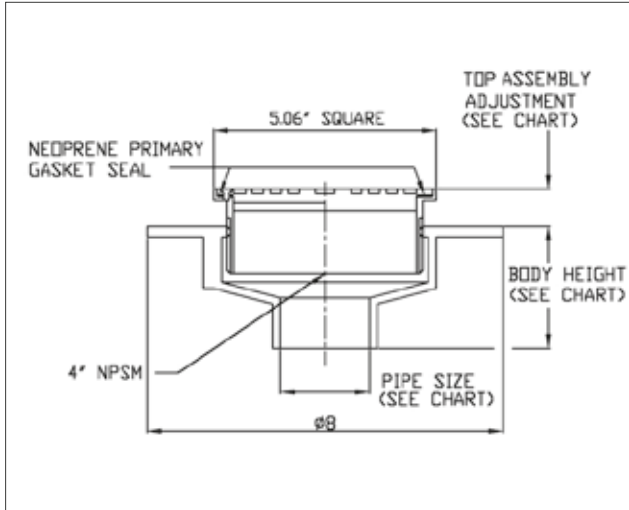
C1100-R FLOOR CLEANOUT WITH NICKEL BRONZE ROUND TOP

MODEL NUMBER	WT. Lbs	COVER SIZE	OUTLET SIZE	LACQUERED CAST IRON BODY WITH: DUCTILE IRON (-4)	NB (-1) OR SS (-3)
C1102-XR	6.75	5" Round	2"	\$ 461.00	\$ 711.00
C1103-XR	6.25	5" Round	3"	\$ 529.00	\$ 742.00
C1104-XR	6.75	5" Round	4"	\$ 629.00	\$ 943.00
C1105,6-XR	8.00	5" Round	5", 6"	\$ 1099.00	\$ 1446.00

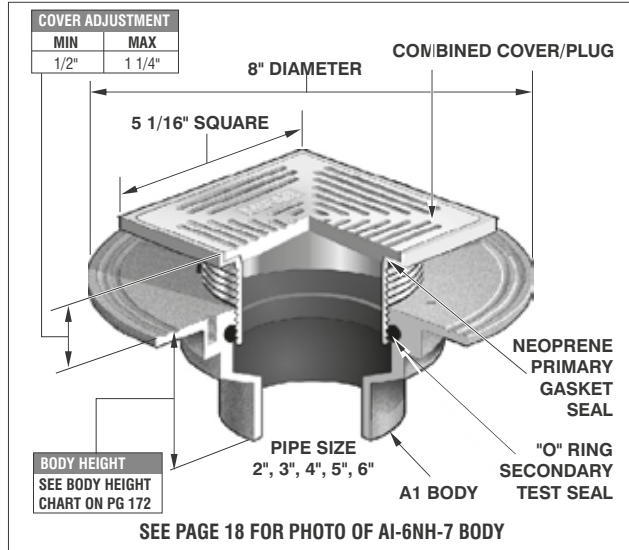
ANSI/ASME RATING	
COVER	LOAD RATING
5" DIA. NB	5000-7499 lbs
5" DIA. SS	5000-7499 lbs
5" DIA. DI	OVER 10,000 lbs

C1100-XS FLOOR CLEANOUT WITH HEAVY DUTY SQUARE TOP

C1100-XS



SEE PAGE 172 FOR C1100-XS OPTIONAL VARIATIONS



SEE PAGE 18 FOR PHOTO OF AI-6NH-7 BODY

C1100-XS FLOOR CLEANOUT WITH HEAVY DUTY SQUARE TOP				
MODEL NUMBER	WT. Lbs	COVER SIZE	OUTLET SIZE	LACQUERED CAST IRON BODY WITH NB (-1) OR SS (-3)
C1102-XS	7.25	5" x 5"	2"	\$ 711.00
C1103-XS	6.75	5" x 5"	3"	\$ 742.00
C1104-XS	7.25	5" x 5"	4"	\$ 943.00
C1105,6-XS	8.50	5" x 5"	5", 6"	\$ 1446.00

ANSI/ASME RATING	
COVER	LOAD RATING
5" x 5" NB	2000-4999 lbs
5" x 5" SS	5000-7499 lbs

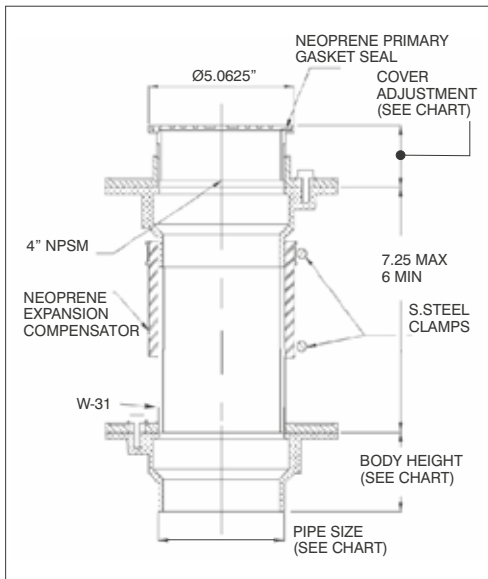
C1100 SERIES MEETS ANSI CLEANOUT STANDARD A112.36.2M-1991

PARTS	A1 BODY	XS-1 or -3

CLEANOUTS

C1200-C-R ISOLATION FLOOR CLEANOUT WITH ROUND TOP

C1200-C-R



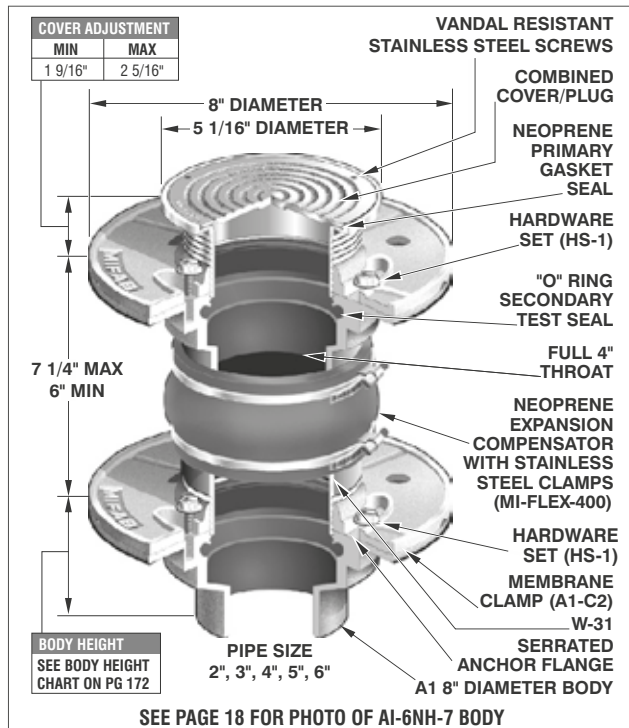
PARTS

R- (*) Select R-1-3 or -4

MI-FLEX-400

W-31

C1100 MEETS ANSI CLEANOUT STANDARD A112.36.2M-1991 SEE PAGE 174 FOR C1200-C-R OPTIONAL VARIATIONS



SEE PAGE 18 FOR PHOTO OF AI-6NH-7 BODY

HS-1	A1-C2	A1 BODY	A1-4NH-7
2 PIECES	2 PIECES	1 PIECE	1 PIECE

C1200-C-R ISOLATION FLOOR CLEANOUT WITH ROUND TOP				
MODEL NUMBER	WT. Lbs	COVER SIZE	OUTLET SIZE	LACQUERED CAST IRON BODY WITH: DUCTILE IRON (-4) NB (-1) OR SS (-3)
C1202-C-R	16.75	5" Round	2"	\$ 1282.00 \$ 1542.00
C1203-C-R	16.00	5" Round	3"	\$ 1282.00 \$ 1542.00
C1204-C-R	16.75	5" Round	4"	\$ 1282.00 \$ 1542.00
C1205,6-C-R	18.00	5" Round	5", 6"	\$ 1561.00 \$ 1819.00

ANSI/ASME RATING	
COVER	LOAD RATING
5" DIA. NB	2000-4999 lbs
5" DIA. SS	5000-7499 lbs
5" DIA. DI	OVER 10,000 lbs

C1200-C ISOLATION FLOOR CLEANOUT MODEL VARIATIONS

C1200-C

CLEANOUTS



C1200-C-RC FLOOR CLEANOUT WITH ROUND TOP AND CARPET MARKER				
MODEL NUMBER	WT. Lbs	COVER SIZE	OUTLET SIZE	LACQUERED CAST IRON BODY WITH NICKEL BRONZE (-1)
C1202-C-RC	16.75	5" Round	2"	\$ 1613.00
C1203-C-RC	16.00	5" Round	3"	\$ 1613.00
C1204-C-RC	16.75	5" Round	4"	\$ 1613.00
C1205,6-C-RC	16.75	5" Round	5", 6"	\$ 1891.00

C1200-C-S FLOOR CLEANOUT WITH SQUARE TOP				
MODEL NUMBER	WT. Lbs	COVER SIZE	OUTLET SIZE	LACQUERED CAST IRON BODY WITH NICKEL BRONZE (-1) OR STAINLESS STEEL (-3)
C1202-C-S	17.50	5" x 5"	2"	\$ 1542.00
C1203-C-S	16.75	5" x 5"	3"	\$ 1542.00
C1204-C-S	17.50	5" x 5"	4"	\$ 1542.00
C1205,6-C-S	17.75	5" x 5"	5", 6"	\$ 1819.00

C1200-C-T FLOOR CLEANOUT WITH ROUND TOP AND TILE RECESS				
MODEL NUMBER	WT. Lbs	COVER SIZE	OUTLET SIZE	LACQUERED CAST IRON BODY WITH NICKEL BRONZE (-1) OR STAINLESS STEEL (-3)
C1202-C-T	16.75	5" Round	2"	\$ 1542.00
C1203-C-T	16.75	5" Round	3"	\$ 1542.00
C1204-C-T	16.75	5" Round	4"	\$ 1542.00
C1205,6-C-T	16.75	5" Round	5", 6"	\$ 1819.00

C1200-C-TS FLOOR CLEANOUT WITH SQUARE TOP AND TILE RECESS				
MODEL NUMBER	WT. Lbs	COVER SIZE	OUTLET SIZE	LACQUERED CAST IRON BODY WITH NICKEL BRONZE (-1) OR STAINLESS STEEL (-3)
C1202-C-TS	17.25	5" x 5"	2"	\$ 1542.00
C1203-C-TS	16.75	5" x 5"	3"	\$ 1542.00
C1204-C-TS	17.25	5" x 5"	4"	\$ 1542.00
C1205,6-C-TS	17.75	5" x 5"	5", 6"	\$ 1819.00

C1200-C-UR FLOOR CLEANOUT WITH ROUND TOP AND TERRAZZO RECESS				
MODEL NUMBER	WT. Lbs	COVER SIZE	OUTLET SIZE	LACQUERED CAST IRON BODY WITH NICKEL BRONZE (-1) OR STAINLESS STEEL (-3)
C1202-C-UR	17.25	5" Round	2"	\$ 1860.00
C1203-C-UR	17.00	5" Round	3"	\$ 1860.00
C1204-C-UR	17.50	5" Round	4"	\$ 1860.00
C1205,6-C-UR	17.75	5" Round	5", 6"	\$ 2137.00

C1200-C-US FLOOR CLEANOUT WITH SQUARE TOP AND TERRAZZO RECESS				
MODEL NUMBER	WT. Lbs	COVER SIZE	OUTLET SIZE	LACQUERED CAST IRON BODY WITH NICKEL BRONZE (-1) OR STAINLESS STEEL (-3)
C1202-C-US	19.25	5" x 5"	2"	\$ 1860.00
C1203-C-US	18.75	5" x 5"	3"	\$ 1860.00
C1204-C-US	19.25	5" x 5"	4"	\$ 1860.00
C1205,6-C-US	19.75	5" x 5"	5", 6"	\$ 2137.00

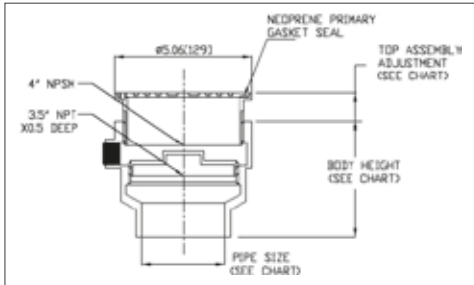
C1200-C-XR FLOOR CLEANOUT WITH HEAVY DUTY ROUND TOP				
MODEL NUMBER	WT. Lbs	COVER SIZE	OUTLET SIZE	LACQUERED CAST IRON BODY WITH: DUCTILE IRON (-4) NB (-1) OR SS (-3)
C1202-C-XR	16.75	5" Round	2"	\$ 1507.00 \$ 1685.00
C1203-C-XR	16.25	5" Round	3"	\$ 1507.00 \$ 1685.00
C1204-C-XR	16.75	5" Round	4"	\$ 1507.00 \$ 1685.00
C1205,6-C-XR	16.75	5" Round	5", 6"	\$ 1687.00 \$ 1962.00

*Specify POG-6 for C.I. pipe and POG-6-PVC for PVC pipe. 2", 3", 4" sizes use same gasket.

C1200-C OPTIONAL VARIATIONS:					
SUFFIX	DESCRIPTION	LIST PRICE	SUFFIX	DESCRIPTION	LIST PRICE
-4	Ductile iron top assembly	See above	-30	PVC socket connection body* (2",3",4")	No Add
-6	Security screws (TR25 Torx and pin) (H-1039A)	\$ 83.00	-31	ABS socket connection body* (2",3",4")	No Add
-11	All acid resistant epoxy coated	\$ 917.00	-34	T-cone plug and gasket (C1440 Series)	\$ 330.00
-13	All galvanized	\$ 917.00	NH	No hub outlet (2", 3", 4")	Standard
-28	All 304 Stainless steel bodies (2",3",4" No Hub Only)	\$ 2190.00	P	Push on outlet (2", 3", 4")*	No Add
			T	Threaded outlet (2", 3", 4")	\$ 71.00
			X	Inside caulk outlet (2", 3", 4")	No Add

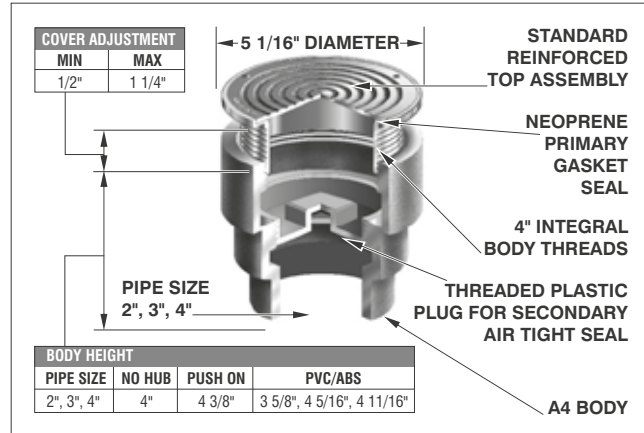
C1222,3,4 FERRULE CLEANOUT WITH ADJUSTABLE TOP & SECONDARY PLUG

C1222,3,4



ANSI/ASME RATING	
COVER	LOAD RATING
5" DIA. NB	2000-4999 lbs
5" DIA. SS	5000-7499 lbs
5" DIA. DI	OVER 10,000 lbs

(*) Denotes strainer finish (-1, -3 or -4)



CLEANOUTS

C1222,3,4 FERRULE CLEANOUT WITH ADJUSTABLE TOP AND SECONDARY PLUG

MODEL NUMBER	WT. Lbs	DESCRIPTION	NO HUB OUTLET SIZE	LACQUERED CAST IRON BODY WITH:	
				DUCTILE IRON (-4)	NB (-1) OR SS (-3)
C1222,3,4-R	5.65	5" Round top	2", 3", 4"	\$ 629.00	\$ 800.00
C1222,3,4-RC	5.65	5" Round top with SS carpet marker	2", 3", 4"	\$ 700.00	\$ 872.00
C1222,3,4-RFC7	6.50	7" Round top with clamping flange	2", 3", 4"	-	\$1060.00*
C1222,3,4-S	5.65	5" square top	2", 3", 4"	-	\$ 800.00
C1222,3,4-T	5.65	5" Round top with tile recess	2", 3", 4"	-	\$ 800.00
C1222,3,4-TS	5.65	5" Square top with tile recess	2", 3", 4"	-	\$ 800.00
C1222,3,4-UR	5.65	5" Round top with terrazzo recess	2", 3", 4"	-	\$1118.00
C1222,3,4-US	5.65	5" Square top with terrazzo recess	2", 3", 4"	-	\$1118.00
C1222,3,4-XR	5.65	5" Heavy duty round top	2", 3", 4"	\$ 629.00	\$ 800.00
C1222,3,4-XS	5.65	5" Heavy duty square top	2", 3", 4"	-	\$ 800.00

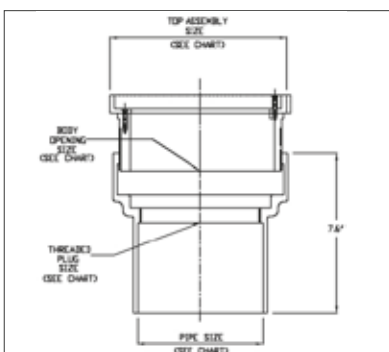
*RFC9 IN STAINLESS STEEL ONLY; \$828.00 LIST PRICE FOR 2", 3", 4"; \$1219.00 LIST PRICE FOR 6" SIZE

C1222,3,4 OPTIONAL VARIATIONS:


SUFFIX	DESCRIPTION	LIST PRICE	SUFFIX	DESCRIPTION	LIST PRICE
-6	Security screws (TR25 Torx & pin) (H-1039A)	\$ 64.00	-31	ABS socket connection body*	No Add
-11	All acid resistant epoxy coated	\$ 317.00	-34B	Brass closure plug (A4-34B)	\$ 175.00
-13	All galvanized	\$ 200.00	P	Push on outlet (2", 3", 4")	No Add
-30	PVC socket connection body*	No Add		*2", 3", 4" socket connections only	

C1226,8 FERRULE CLEANOUT WITH ADJUSTABLE TOP & SECONDARY PLUG

C1226,8



(*) Denotes outlet size (6" or 8")
 (**) Denotes connection type
 (***) Denotes cover diameter (6" or 8")
 (****) Denotes cover finish (-1, -3 or -4)



MODEL NUMBER	WT. Lbs	OUTLET SIZE	LACQUERED CAST IRON BODY WITH:	
			DUCTILE IRON (-4)	NB (-1) OR SS (-3)
C1226	20.00	6"	\$ 1099.00	\$ 1303.00
C1228	25.00	8"	\$ 1303.00	\$ 1489.00

ANSI/ASME RATING	
COVER	LOAD RATING
6", 8" DIAMETER NB	OVER 10,000 lbs
6", 8" DIAMETER SS	OVER 10,000 lbs
6", 8" DIAMETER DI	OVER 10,000 lbs

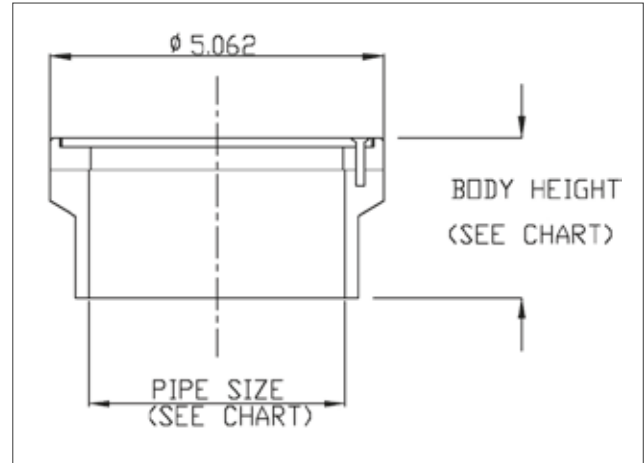
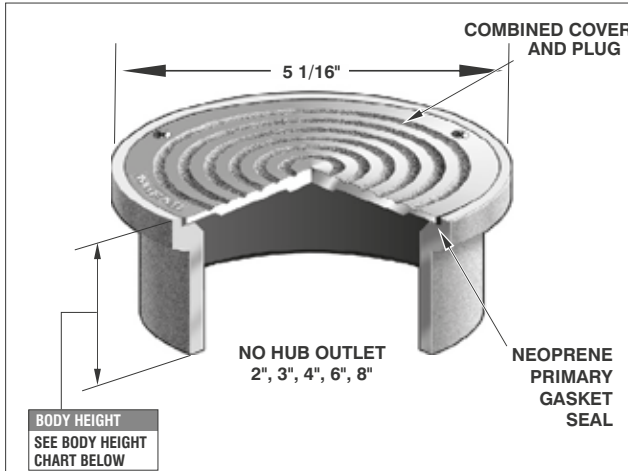
C1226,8 OPTIONAL VARIATIONS:

SUFFIX	DESCRIPTION	LIST PRICE	SUFFIX	DESCRIPTION	LIST PRICE
-6	Security screws (TR25 Torx and pin) (H-1039A)	\$ 64.00	-34B	Brass closure plug (C122 (6 or 8)-PP-81)	\$ 558.00
-11	All acid resistant epoxy coated	\$ 317.00	P	Push on outlet (6" only)	No Add
-13	All galvanized	\$ 200.00	X	Inside caulk outlet (6" only)	No Add

C1230 LINE OR FLOOR CLEANOUT

C1230

CLEANOUTS



C1230 LINE OR FLOOR CLEANOUT				
MODEL NUMBER	WT. Lbs	DESCRIPTION	LIST PRICE	ADD FOR NICKEL BRONZE COVER (-1)
C1232-4	4.75	2" C.I. body with ductile iron cover	\$ 89.00	-
C1233-4	4.75	3" C.I. body with ductile iron cover	\$ 136.00	-
C1234-4	5.25	4" C.I. body with ductile iron cover	\$ 186.00	-
C1234P-4	6.00	4" C.I. body push on outlet body with D.I. cover	\$ 186.00	-
C1236-4	6.00	6" C.I. body with ductile iron cover	\$ 381.00	-
C1238-4	7.00	8" C.I. body with ductile iron cover	\$ 708.00	-
C1232-1	4.75	2" NB body with NB cover	\$ 334.00	-
C1233-1	4.75	3" NB body with NB cover	\$ 386.00	-
C1234-1	5.25	4" NB body with NB cover	\$ 393.00	-
C1232-30	4.75	2" PVC body with ductile iron cover	\$ 162.00	\$ 174.00
C1233-30	3.25	3" PVC body with ductile iron cover	\$ 213.00	\$ 174.00
C1234-30	3.50	4" PVC body with ductile iron cover	\$ 222.00	\$ 174.00
C1232-31	3.25	2" ABS body with ductile iron cover	\$ 162.00	\$ 174.00
C1233-31	3.25	3" ABS body with ductile iron cover	\$ 213.00	\$ 174.00
C1234-31	3.50	4" ABS body with ductile iron cover	\$ 222.00	\$ 174.00



C1230-30-1

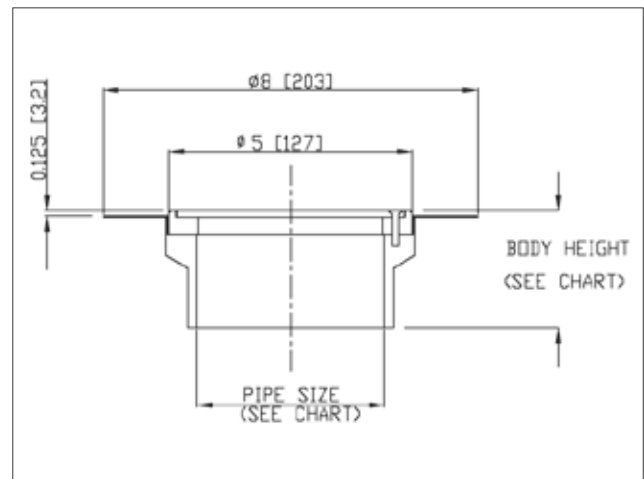
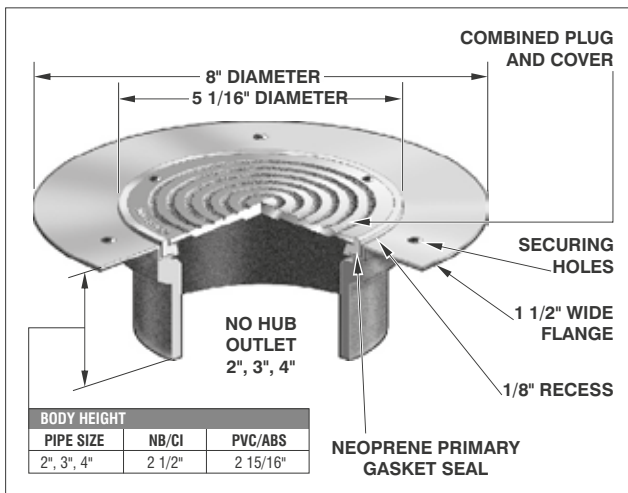
BODY HEIGHT		
PIPE SIZE	NB/CI	PVC/ABS
2", 3"	2 3/16"	2 5/8"
4"	2 3/16"	2 5/8"
6", 8"	3 1/2"	N/A

ANSI/ASME RATING	
COVER	LOAD RATING
5" DIAMETER NB	2000 - 4999 lbs
5" DIAMETER DI	OVER 10,000 lbs

C1230 OPTIONAL VARIATIONS:		
SUFFIX	DESCRIPTION	LIST PRICE
-6	Security screws (TR25 Torx & pin) (H-1039A)	\$ 87.00
-11	All acid resistant epoxy coated	\$143.00
-13	All galvanized	\$143.00
-34	T-cone plug and gasket (C1440 Series)	\$329.00
P	Push on outlet (2", 3", 4")	No Add

C1230-WF FLOOR CLEANOUT FOR WOOD FLOOR INSTALLATIONS

C1230-WF




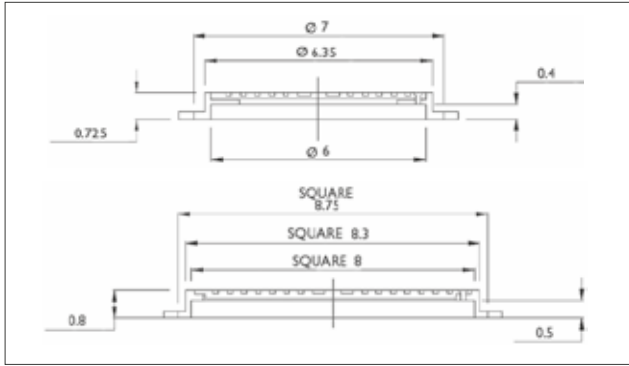
C1230-WF FLOOR CLEANOUT FOR WOOD FLOOR INSTALLATIONS				
MODEL NUMBER	WT. Lbs	DESCRIPTION	LIST PRICE	ADD FOR NICKEL BRONZE COVER (-1)
C1232,3-WF-4	4.75	2",3" C.I. body w/ductile iron cover	\$ 536.00	-
C1234-WF-4	5.25	4" C.I. body with ductile iron cover	\$ 776.00	-
C1232,3-WF-30	3.25	2",3" PVC body w/ductile iron cover	\$ 536.00	\$ 850.00
C1234-WF-30	3.50	4" PVC body w/ductile iron cover	\$ 776.00	\$ 850.00
C1232,3-WF-31	3.25	2",3" ABS body w/ductile iron cover	\$ 536.00	\$ 850.00
C1234-WF-31	3.50	4" ABS body with ductile iron cover	\$ 776.00	\$ 850.00

ANSI/ASME RATING	
COVER	LOAD RATING
5" DIAMETER NB	2000 - 4999 lbs
5" DIAMETER DI	OVER 10,000 lbs

C1230-WF OPTIONAL VARIATIONS:		
SUFFIX	DESCRIPTION	LIST PRICE
-6	Security screws (TR25 Torx & pin)(H-1039A)	\$ 87.00
-11	All acid resistant epoxy coated	\$228.00
-13	All galvanized	\$228.00

C1300 SCORIATED ACCESS COVERS

C1300




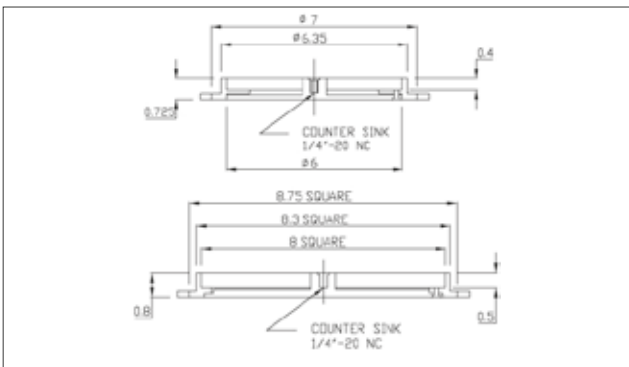
CLEANOUTS

C1300 SCORIATED ACCESS COVERS				
MODEL NUMBER	WT. Lbs	DESCRIPTION	NICKEL BRONZE (-1)	DUCTILE IRON (-4)
C1300-R6	9.00	6" Round scoriated access cover	\$ 317.00	-
C1300-R9	10.00	9" Round scoriated access cover	\$ 554.00	-
C1300-S7	11.00	7" x 7" scoriated access cover	\$ 549.00	-
C1300-S9	12.00	9" x 9" scoriated access cover	\$ 742.00	\$ 428.00
C1300-S12	12.00	12" x 12" scoriated access cover	\$ 937.00	\$ 684.00

C1300 OPTIONAL VARIATIONS:		
SUFFIX	DESCRIPTION	LIST PRICE
-6	Security screws (TR25 Torx and pin)(H-1039A)	\$ 64.00

C1300-UR/US ACCESS COVER RECESSED FOR TERRAZZO

C1300-UR/US

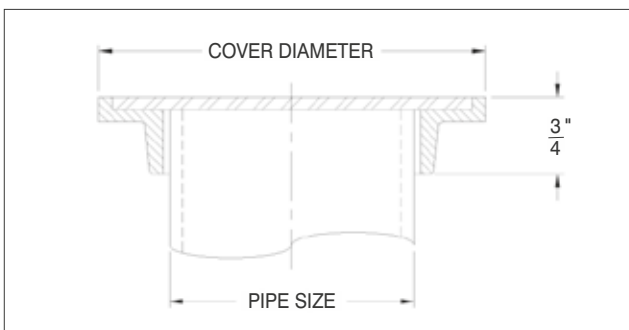


C1300-UR OR US ACCESS COVER RECESSED FOR TERRAZZO			
MODEL NUMBER	WT. Lbs	DESCRIPTION	NICKEL BRONZE (-1)
C1300-UR	9.00	9" Round terrazzo recessed access cover	\$ 990.00
C1300-US	11.00	8" x 8" terrazzo recessed access cover	\$ 990.00

C1300-UR & US OPTIONAL VARIATIONS:		
SUFFIX	DESCRIPTION	LIST PRICE
-6	Security screws (TR25 Torx and pin)(H-1039A)	\$ 64.00

C1310 FLOOR ACCESS COVER

C1310



AVAILABLE FOR:
2", 3", 4" OR 6" PIPE SIZES

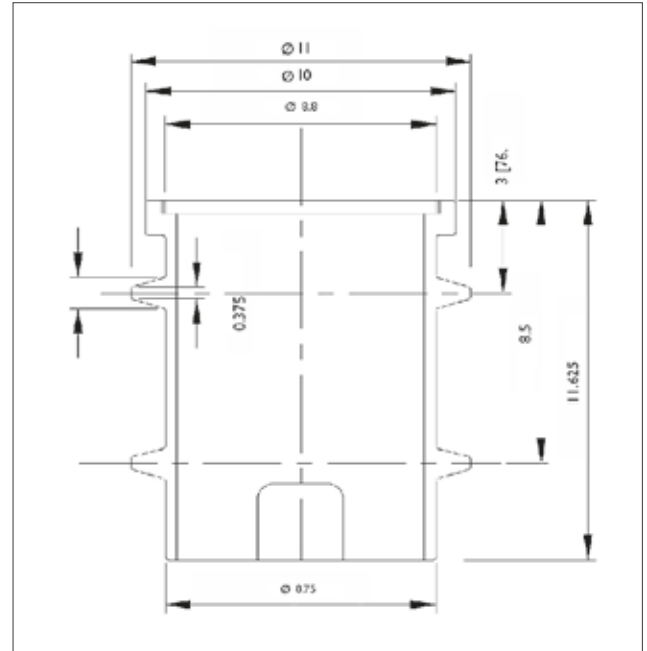
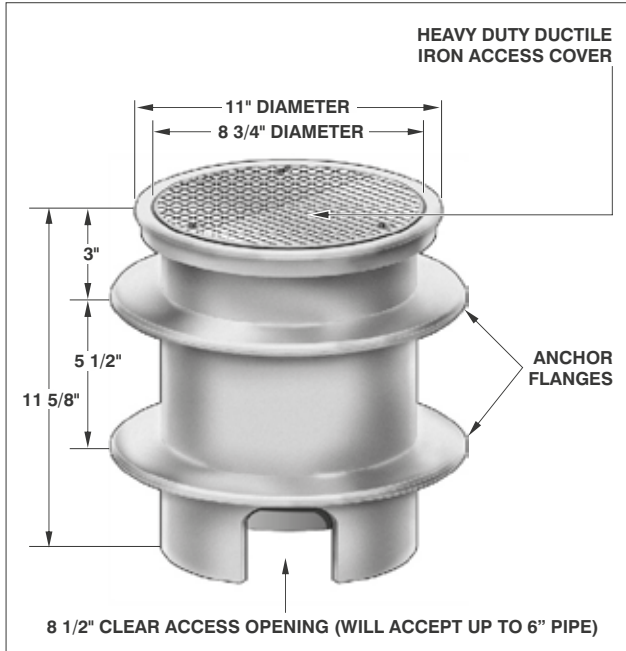
C1310 FLOOR ACCESS COVER				
MODEL NUMBER	WT. Lbs	DESCRIPTION	PIPE SIZE	NICKEL BRONZE (-1)
C1312	4.00	3 5/8" Diameter scoriated access cover	2"	\$ 412.00
C1313	4.00	5 1/8" Diameter scoriated access cover	3"	\$ 576.00
C1314	5.00	5 7/8" Diameter scoriated access cover	4"	\$ 652.00
C1316	8.00	8" Diameter scoriated access cover	6"	\$ 851.00

NOTE: If a cleanout is required, use MIFAB C1230

C1300-MF HEAVY DUTY CLEANOUT ACCESS HOUSING WITH ANCHOR FLANGE

C1300-MF

CLEANOUTS



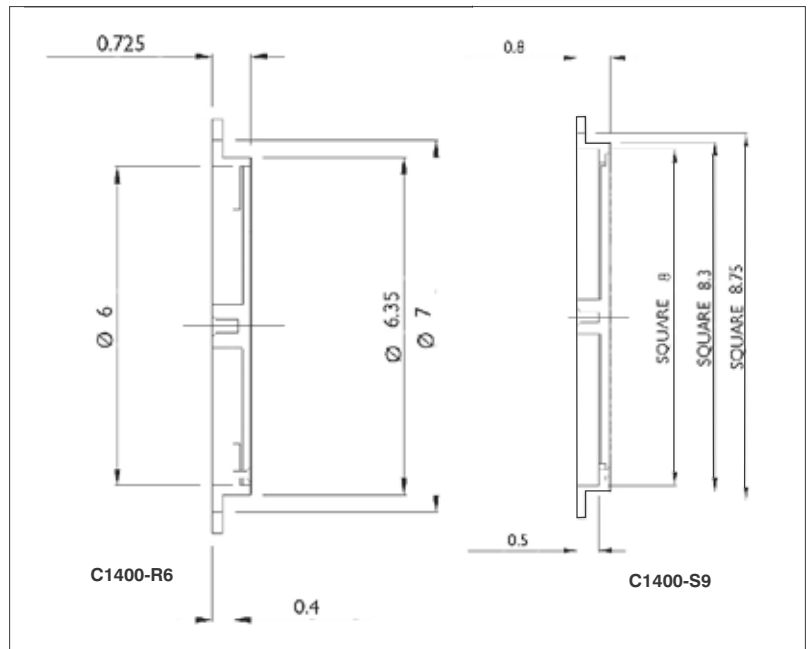

NOTE: IF A CLEANOUT IS REQUIRED, USE MIFAB C1230 (See page 176)

C1300-MF HEAVY DUTY CLEANOUT ACCESS HOUSING WITH ANCHOR FLANGE				
MODEL NUMBER	WT. Lbs	DESCRIPTION	DUCTILE IRON (-4)	STAINLESS STEEL (VENEER) (-3)
C1300-MF	40.00	Heavy duty cleanout access housing	\$ 1263.00	\$ 1818.00

C1300-MF OPTIONAL VARIATIONS:		
SUFFIX	DESCRIPTION	LIST PRICE
-6	Security screws (TR30 Torx and pin)	\$ 89.00
-11	All acid resistant epoxy coated	\$ 505.00
-13	All galvanized	\$ 505.00

C1400 NICKEL BRONZE SMOOTH WALL ACCESS COVER

C1400

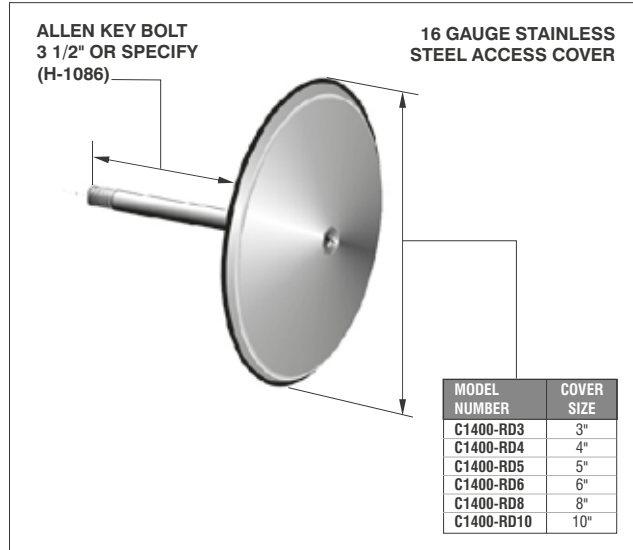
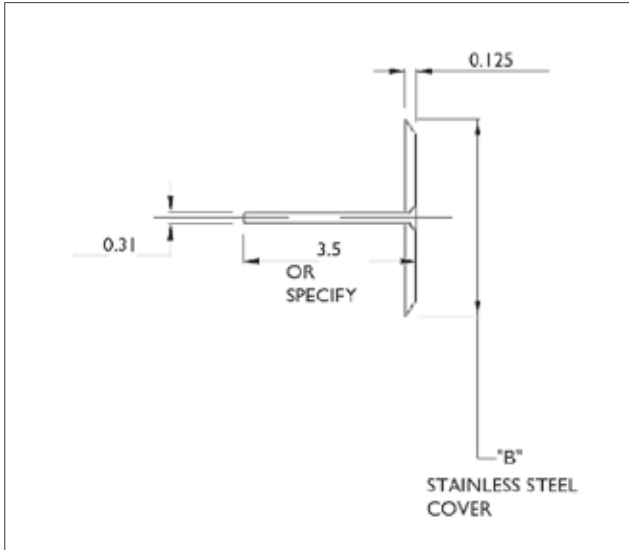


C1400 NICKEL BRONZE SMOOTH WALL ACCESS COVER			
MODEL NUMBER	WT. Lbs	COVER SIZE	LIST PRICE
C1400-R6-1	9.00	6" Round	\$ 361.00
C1400-R9-1	10.00	9" Round	\$ 554.00
C1400-S7-1	11.00	7" x 7"	\$ 549.00
C1400-S9-1	12.00	9" x 9"	\$ 803.00
C1400-S12-1	16.00	12" x 12"	\$ 937.00

C1400 OPTIONAL VARIATIONS:		
SUFFIX	DESCRIPTION	LIST PRICE
-3	Stainless Steel access cover	\$ 731.00
-6	Security screws (TR25 Torx and pin)(H-1039A)	\$ 64.00

C1400-RD STAINLESS STEEL ROUND SMOOTH ACCESS COVER WITH SCREW

C1400-RD



MODEL NUMBER	COVER SIZE
C1400-RD3	3"
C1400-RD4	4"
C1400-RD5	5"
C1400-RD6	6"
C1400-RD8	8"
C1400-RD10	10"

CLEANOUTS

C1400-RD STAINLESS STEEL ROUND SMOOTH ACCESS COVER W/SCREW

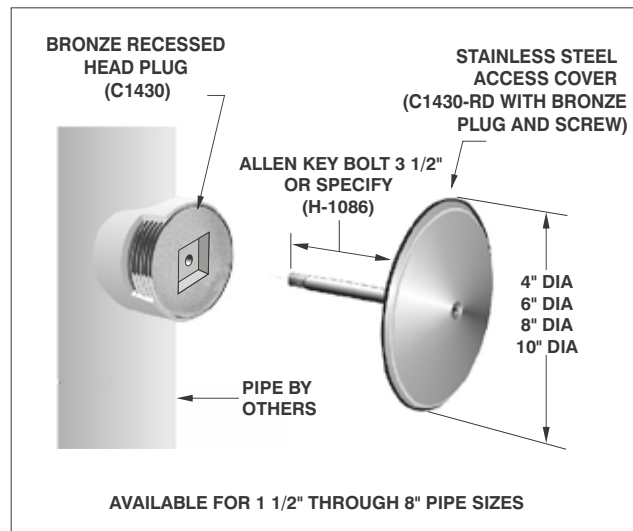
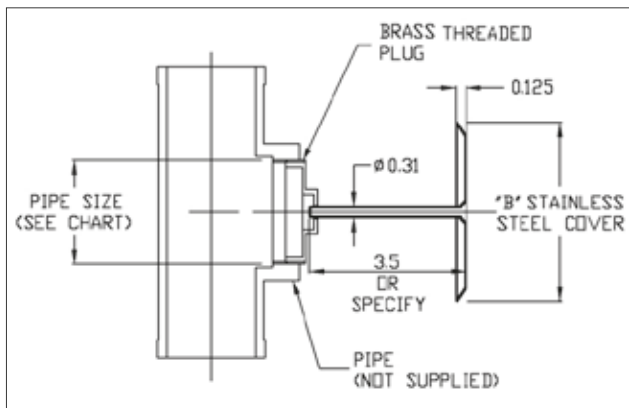
MODEL NUMBER	WT. Lbs	COVER DIAMETER	LIST PRICE
C1400-RD3	0.50	3"	\$ 125.00
C1400-RD4	0.50	4"	\$ 125.00
C1400-RD5	0.50	5"	\$ 125.00
C1400-RD6	0.50	6"	\$ 153.00
C1400-RD8	0.50	8"	\$ 276.00
C1400-RD10	1.00	10"	\$ 431.00

C1400-RD OPTIONAL VARIATIONS:

SUFFIX	DESCRIPTION	LIST PRICE
-6	Security screw (H-1086A)	\$ 64.00
-87	Screw longer than 3 1/2", per inch	\$ 17.00

C1430 C1430 BRONZE CLEANOUT PLUG ONLY C1430-RD ROUND STAINLESS STEEL SMOOTH ACCESS COVER WITH BRONZE CLEANOUT PLUG & SCREW

C1430



C1430-RD OPTIONAL VARIATIONS:

SUFFIX	DESCRIPTION	LIST PRICE
-6	Security screw (H-1086A)	\$ 64.00
-87	Screw longer than 3 1/2", per inch	\$ 17.00

C1430 BRONZE CLEANOUT PLUG ONLY C1430-RD ROUND STAINLESS STEEL SMOOTH ACCESS COVER WITH BRONZE CLEANOUT PLUG AND SCREW

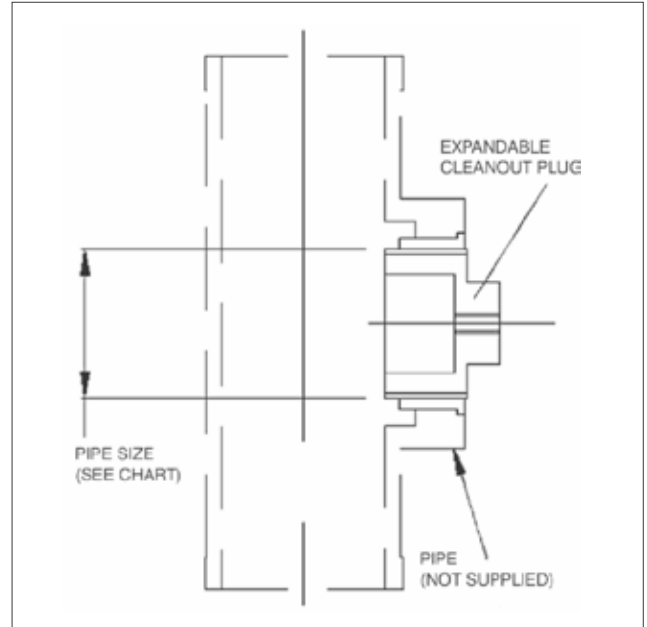
MODEL NUMBER	WT. Lbs	PIPE SIZE	LIST PRICE	MODEL NUMBER	WT. Lbs	PIPE SIZE	COVER DIAMETER	LIST PRICE
C1432	0.25	2"	\$ 51.00	C1432-RD4	0.75	2"	4"	\$ 175.00
C1433	0.50	3"	\$ 89.00	C1433-RD4	1.25	3"	4"	\$ 213.00
C1434	0.50	4"	\$ 153.00	C1434-RD6	1.25	4"	6"	\$ 305.00
C1435	0.75	5"	\$ 237.00	C1435-RD6	1.50	5"	6"	\$ 391.00
C1436	0.85	6"	\$ 317.00	C1436-RD8	1.75	6"	8"	\$ 599.00
C1438	1.25	8"	\$ 652.00	C1438-RD10	2.25	8"	10"	\$ 1086.00

AVAILABLE FOR 1 1/2" THROUGH 8" PIPE SIZES

C1440 EXPANDABLE LINE CLEANOUT

C1440

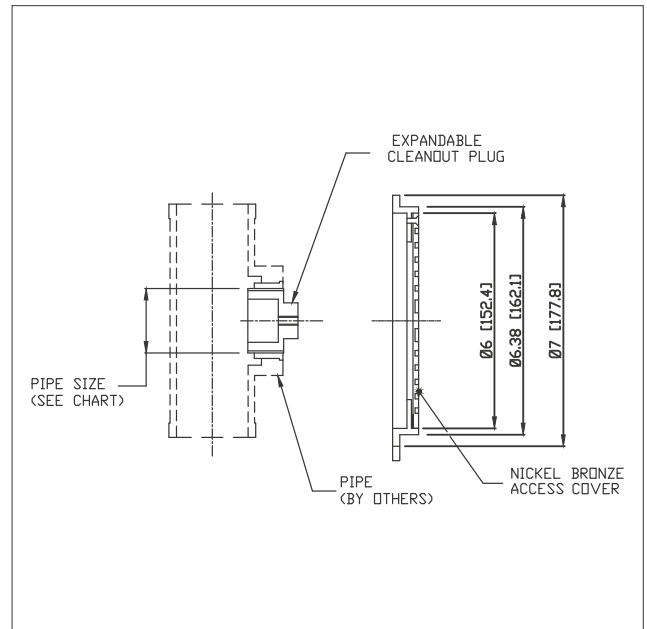

CLEANOUTS



C1440 EXPANDABLE LINE CLEANOUT			
MODEL NUMBER	WT. Lbs	PIPE SIZE	LIST PRICE
C1441.5	0.50	1 1/2"	\$ 330.00
C1442	0.50	2"	\$ 330.00
C1443	0.75	3"	\$ 330.00
C1444	1.00	4"	\$ 330.00

C1440-R EXPANDABLE LINE CLEANOUT WITH ROUND NICKEL BRONZE WALL ACCESS PANEL

C1440-R

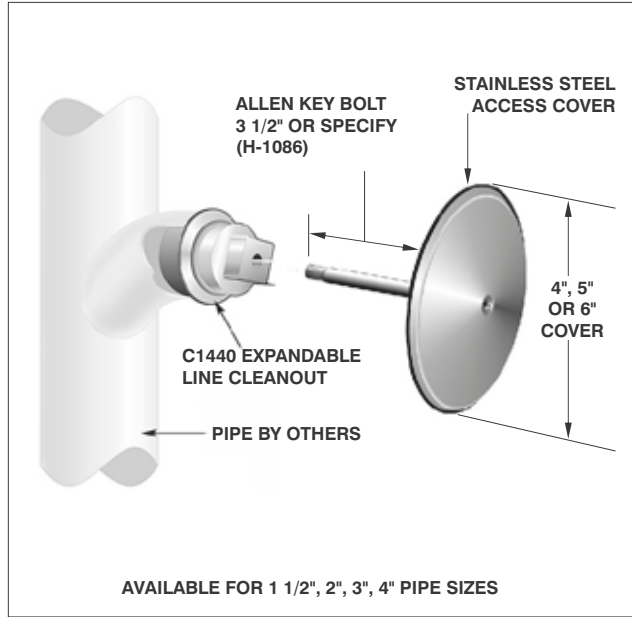
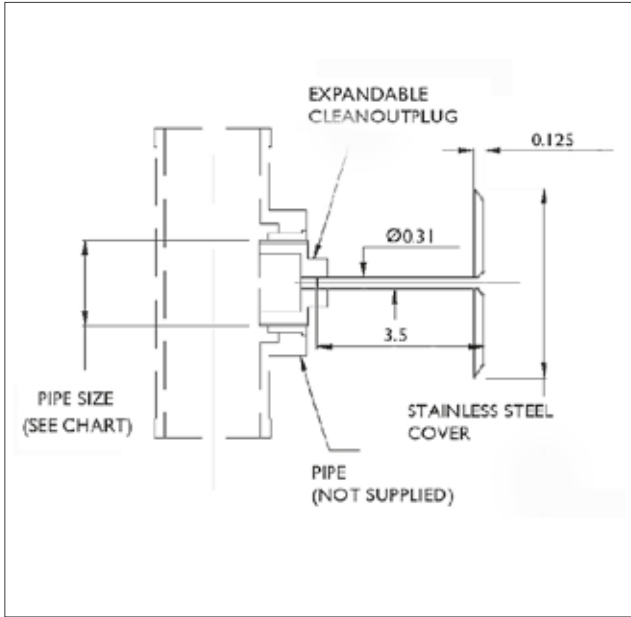


C1440-R EXPANDABLE LINE CLEANOUT WITH ROUND NICKEL BRONZE WALL ACCESS PANEL				
MODEL NUMBER	WT. Lbs	PIPE SIZE	COVER DIAMETER	LIST PRICE
C1441.5-R6-1	10.50	1 1/2"	6"	\$ 691.00
C1442-R6-1	10.50	2"	6"	\$ 691.00
C1443-R6-1	10.75	3"	6"	\$ 691.00
C1444-R6-1	11.00	4"	6"	\$ 691.00

C1440-R OPTIONAL VARIATIONS:		
SUFFIX	DESCRIPTION	LIST PRICE
-3	Stainless steel access cover	\$ 731.00
-6	Security screws (TR25 Torx and pin) (H-1039A)	\$ 64.00
-95	Client logo	\$ 814.00

C1440-RD EXPANDABLE LINE CLEANOUT W/ROUND STAINLESS STEEL SMOOTH ACCESS COVER & SCREW

C1440-RD



CLEANOUTS

C1440-RD EXPANDABLE LINE CLEANOUT WITH ROUND STAINLESS STEEL SMOOTH ACCESS COVER AND SCREW


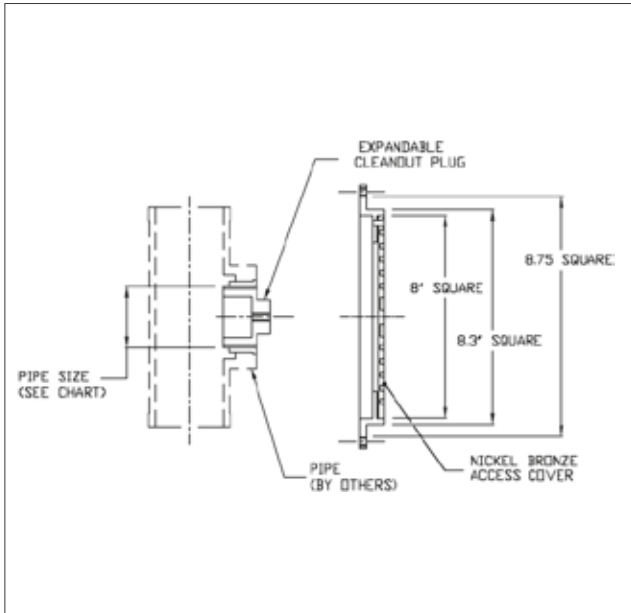
MODEL NUMBER	WT. Lbs	PIPE SIZE	COVER DIAMETER	LIST PRICE
C1441.5-RD4	1.50	1 1/2"	4"	\$ 455.00
C1442-RD4	1.50	2"	4"	\$ 455.00
C1443-RD5	1.75	3"	5"	\$ 455.00
C1444-RD6	2.00	4"	6"	\$ 455.00

C1440-RD OPTIONAL VARIATIONS:

SUFFIX	DESCRIPTION	LIST PRICE
-6	Security screw (H-1086A)	\$ 64.00
-87	Longer screw over 3 1/2", per inch	\$ 17.00
-95	Client logo	\$ 814.00

C1440-S EXPANDABLE LINE CLEANOUT WITH SQUARE NICKEL BRONZE WALL ACCESS PANEL

C1440-S



C1440-S EXPANDABLE LINE CLEANOUT WITH SQUARE NICKEL BRONZE WALL ACCESS PANEL

MODEL NUMBER	WT. Lbs	PIPE SIZE	COVER SIZE	LIST PRICE
C1441.5-S7-1	12.50	1 1/2"	7" x 7"	\$ 879.00
C1442-S7-1	12.50	2"	7" x 7"	\$ 879.00
C1443-S7-1	12.75	3"	7" x 7"	\$ 879.00
C1444-S7-1	13.00	4"	7" x 7"	\$ 879.00

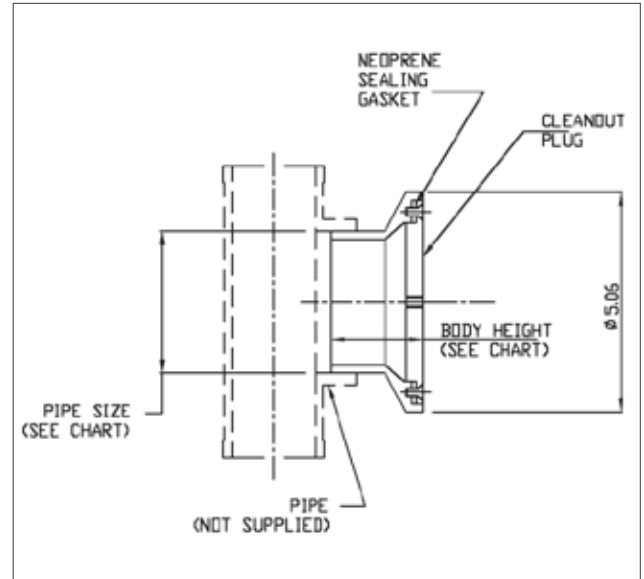
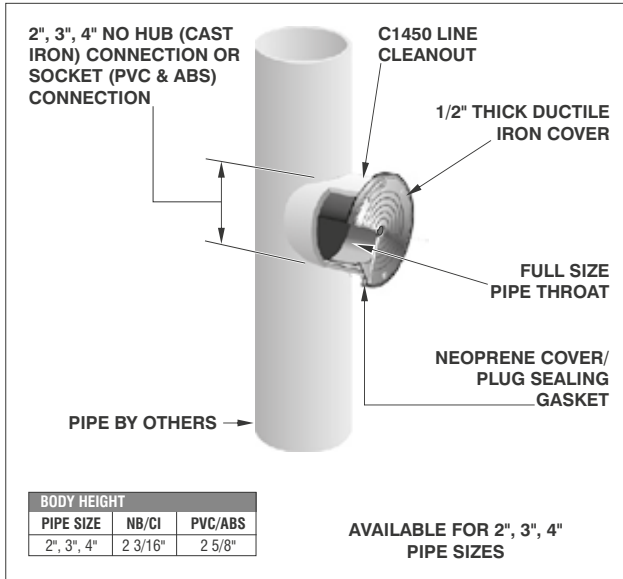
C1440-S OPTIONAL VARIATIONS:

SUFFIX	DESCRIPTION	LIST PRICE
-3	Stainless steel access cover	\$ 731.00
-6	Security screws (TR25 Torx and Pin) (H-1039A)	\$ 64.00
-95	Client logo	\$ 814.00

C1450 LINE CLEANOUT

C1450

CLEANOUTS

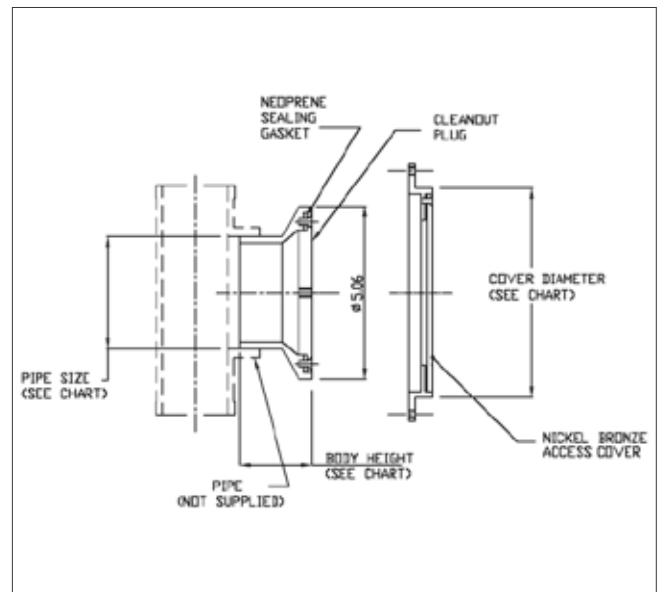



C1450 LINE CLEANOUT				
MODEL NUMBER	WT. Lbs	DESCRIPTION	LIST PRICE	ADD FOR NICKEL BRONZE COVER (-1)
C1452,3-1	4.75	2",3" NB body with NB cover	\$ 334.00	-
C1454-1	5.25	4" NB body with NB cover	\$ 334.00	-
C1452-4	4.25	2" C.I. body w/ductile iron cover	\$ 89.00	-
C1453-4	4.75	3" C.I. body w/ductile iron cover	\$ 136.00	-
C1454-4	5.25	4" C.I. body w/ductile iron cover	\$ 186.00	-
C1452,3-30	3.25	2",3" PVC body w/ductile iron cover	\$ 162.00	\$ 174.00
C1454-30	3.50	4" PVC body w/ductile iron cover	\$ 213.00	\$ 174.00
C1452,3-31	3.25	2",3" ABS body w/ductile iron cover	\$ 162.00	\$ 174.00
C1454-31	3.50	4" ABS body w/ductile iron cover	\$ 213.00	\$ 174.00

C1450 OPTIONAL VARIATIONS:		
SUFFIX	DESCRIPTION	LIST PRICE
-6	Security screws (TR25 Torx and Pin)(H-1039A)	\$ 87.00
-95	Client logo	\$ 814.00

C1450-R LINE CLEANOUT WITH ROUND NICKEL BRONZE WALL ACCESS PANEL

C1450-R

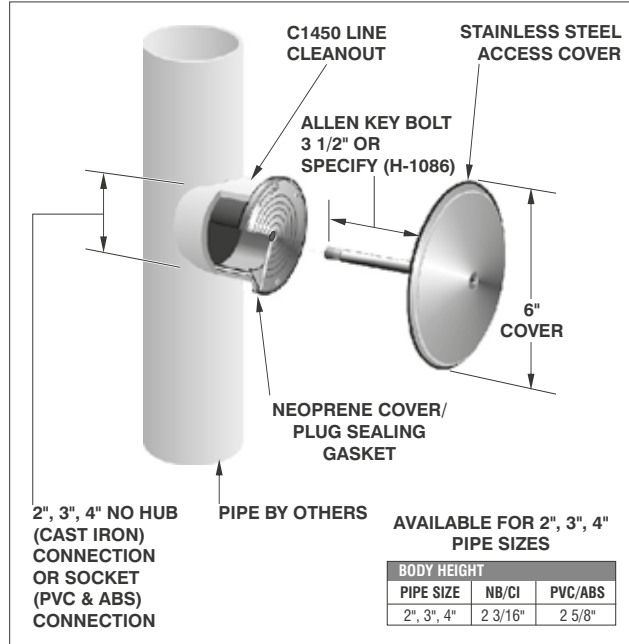
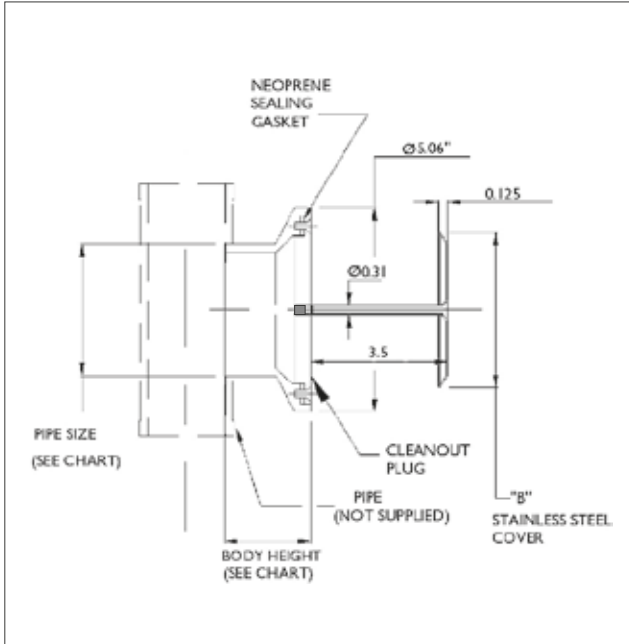


C1450-R LINE CLEANOUT WITH ROUND NICKEL BRONZE WALL ACCESS PANEL				
MODEL NUMBER	WT. Lbs	PIPE SIZE	COVER DIAMETER	LIST PRICE
C1452,3-R6-1	10.75	2", 3"	6"	\$ 412.00
C1454-R6-1	11.25	4"	6"	\$ 508.00

C1450-R OPTIONAL VARIATIONS:		
SUFFIX	DESCRIPTION	LIST PRICE
-3	Stainless steel access cover	\$ 731.00
-6	Security screws (TR25 Torx and Pin) (H-1039A)	\$ 64.00
-30	PVC socket connection	No Add
-31	ABS socket connection	No Add

C1450-RD LINE CLEANOUT WITH ROUND STAINLESS STEEL SMOOTH ACCESS COVER

C1450-RD



CLEANOUTS

C1450-RD LINE CLEANOUT WITH ROUND STAINLESS STEEL SMOOTH ACCESS COVER

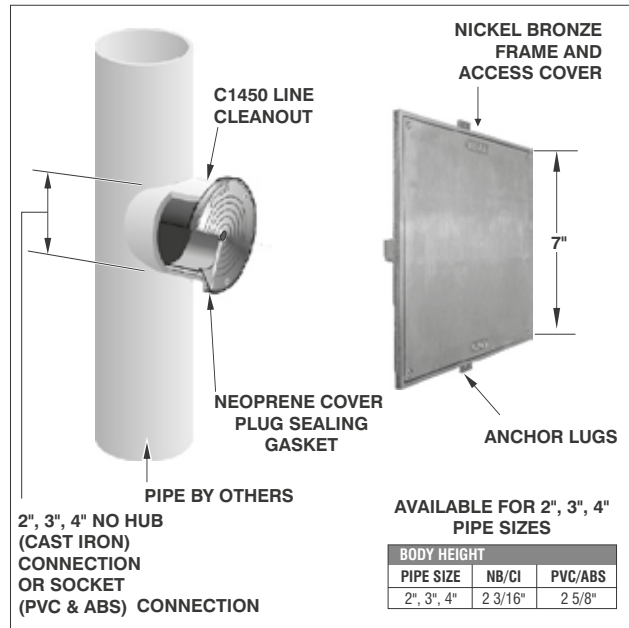
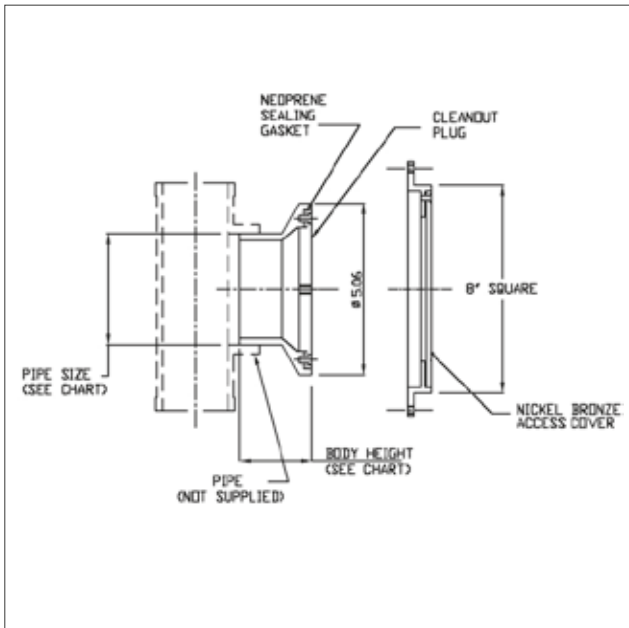
MODEL NUMBER	WT. Lbs	PIPE SIZE	COVER DIAMETER	LIST PRICE
C1452-RD6	5.75	2"	6"	\$ 213.00
C1453-RD6	6.00	3"	6"	\$ 262.00
C1454-RD6	6.25	4"	6"	\$ 311.00

C1450-RD OPTIONAL VARIATIONS:

SUFFIX	DESCRIPTION	LIST PRICE
-6	Security screw (H-1086A)	\$ 64.00
-30	PVC socket connection	No Add
-31	ABS socket connection	No Add
-87	Longer screw over 3 1/2", per inch	\$ 17.00
-95	Client logo	\$ 814.00

C1450-S LINE CLEANOUT WITH SQUARE NICKEL BRONZE ACCESS COVER

C1450-S



C1450-S LINE CLEANOUT WITH SQUARE NICKEL BRONZE ACCESS COVER

MODEL NUMBER	WT. Lbs	PIPE SIZE	COVER SIZE	LIST PRICE
C1452,3-S7-1	10.75	2", 3"	7" x 7"	\$ 636.00
C1454-S7-1	11.25	4"	7" x 7"	\$ 734.00

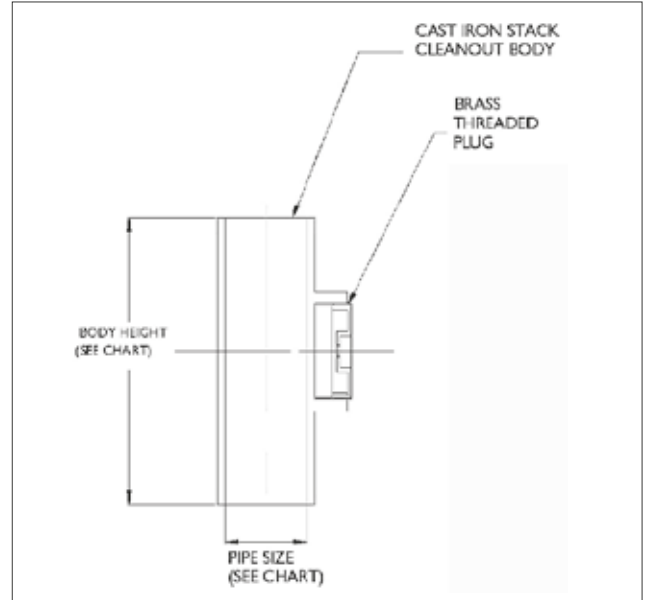
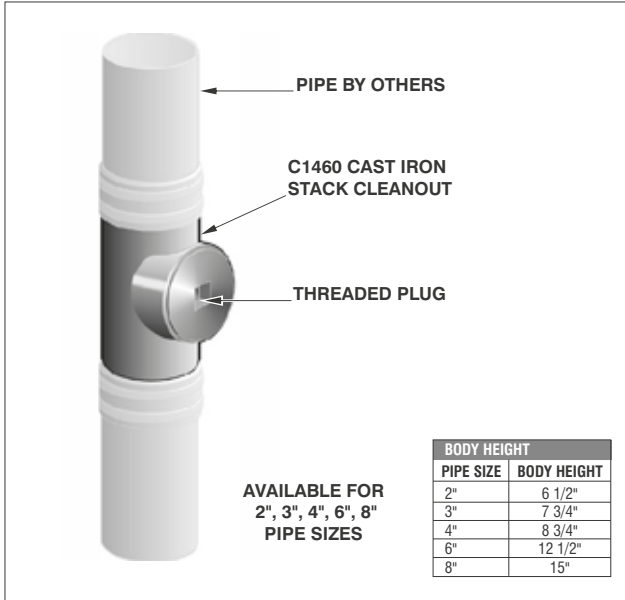
C1450-S OPTIONAL VARIATIONS:

SUFFIX	DESCRIPTION	LIST PRICE
-3	Stainless steel access cover	\$ 731.00
-6	Security screws (TR25 Torx and pin) (H-1039A)	\$ 64.00
-30	PVC socket connection	No Add
-31	ABS socket connection	No Add
-95	Client logo	\$ 814.00

C1460 CAST IRON STACK CLEANOUT WITH PLUG

C1460

CLEANOUTS

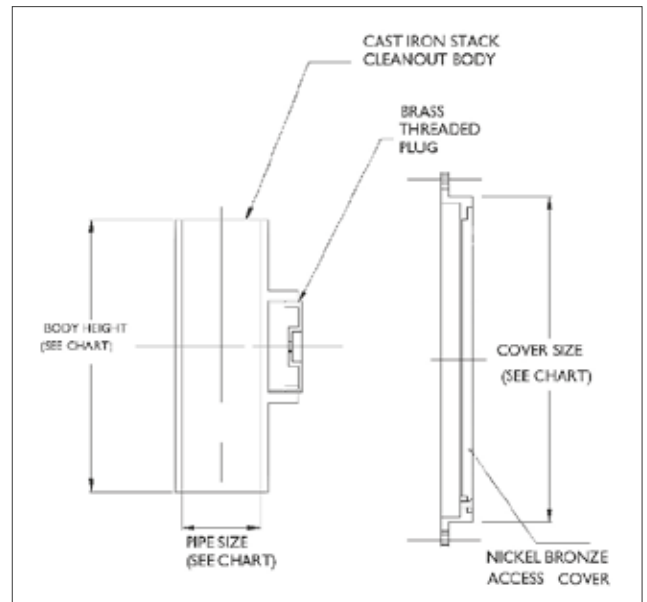
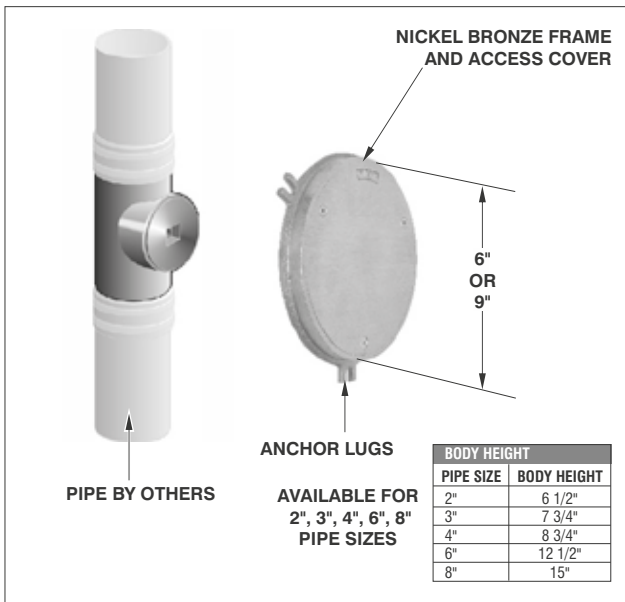


C1460 CAST IRON STACK CLEANOUT WITH PLUG			
MODEL NUMBER	WT. Lbs	PIPE SIZE	LIST PRICE
C1462	3.50	2"	\$ 207.00
C1463	5.50	3"	\$ 259.00
C1464	7.50	4"	\$ 400.00
C1466	21.50	6"	\$ 1139.00
C1468	25.00	8"	\$ 1416.00

C1460 OPTIONAL VARIATIONS:		
SUFFIX	DESCRIPTION	LIST PRICE
-6	Security screws (TR25 Torx and Pin) (H-1039A)	\$ 87.00

C1460-R CAST IRON STACK CLEANOUT W/PLUG & ROUND NICKEL BRONZE ACCESS COVER

C1460-R

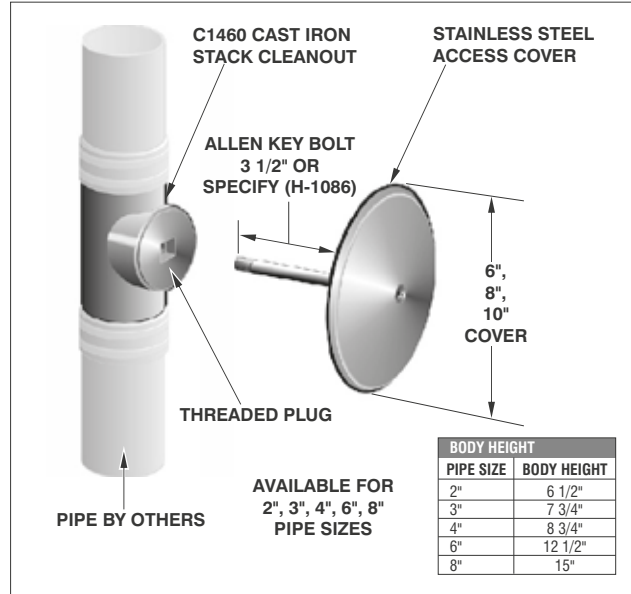
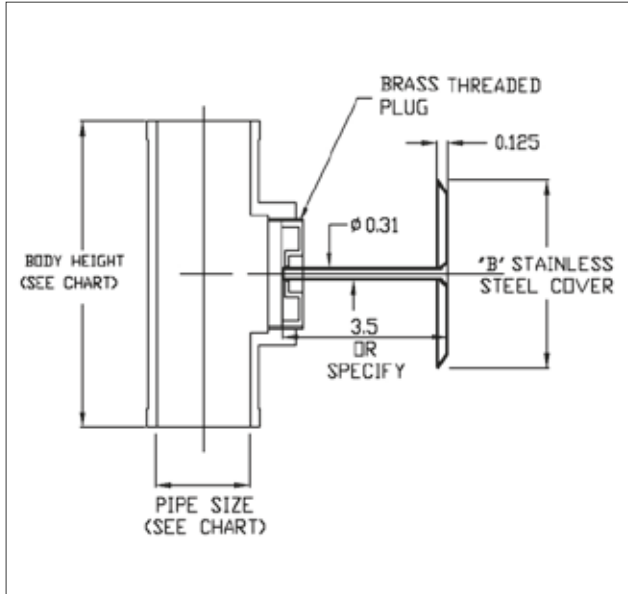


C1460-R CAST IRON STACK CLEANOUT WITH PLUG AND ROUND NICKEL BRONZE ACCESS COVER				
MODEL NUMBER	WT. Lbs	PIPE SIZE	COVER DIAMETER	LIST PRICE
C1462-R6-1	9.00	2"	6"	\$ 529.00
C1463-R6-1	11.00	3"	6"	\$ 576.00
C1464-R6-1	13.00	4"	6"	\$ 721.00
C1466-R9-1	27.00	6"	9"	\$ 1937.00
C1468-R9-1	31.00	8"	9"	\$ 2223.00

C1460-R OPTIONAL VARIATIONS:		
SUFFIX	DESCRIPTION	LIST PRICE
-3	Stainless steel access cover	\$ 731.00
-6	Security screws (TR25 Torx and Pin) (H-1039A)	\$ 64.00

C1460-RD CAST IRON STACK CLEANOUT W/PLUG & ROUND STAINLESS STEEL SMOOTH ACCESS COVER & SCREW

C1460-RD



CLEANOUTS

C1460-RD CAST IRON STACK CLEANOUT WITH PLUG AND STAINLESS STEEL SMOOTH ACCESS COVER

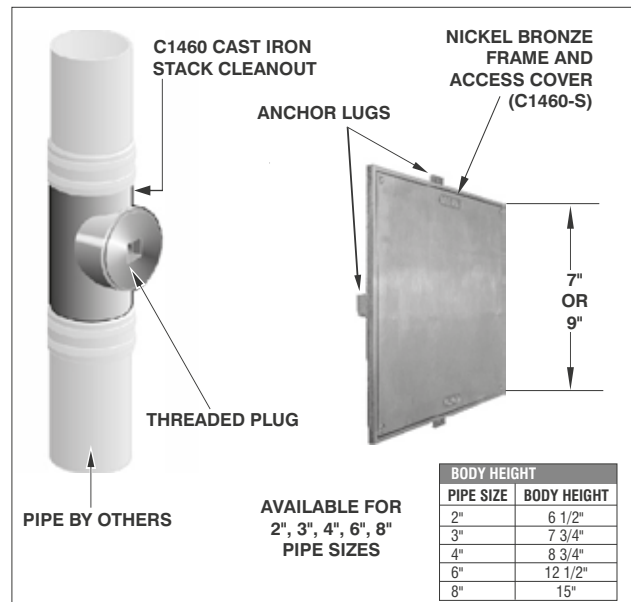
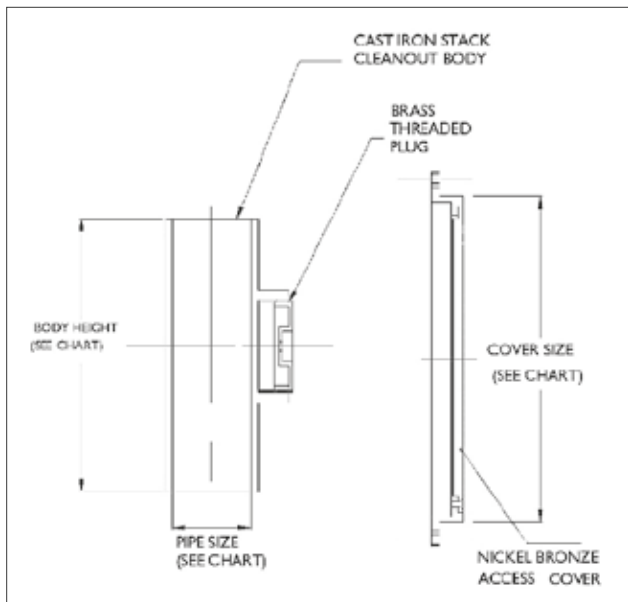
MODEL NUMBER	WT. Lbs	PIPE SIZE	BODY HEIGHT	COVER DIAMETER	LIST PRICE
C1462-RD5	4.00	2"	6 1/2"	5"	\$ 330.00
C1463-RD5	6.00	3"	7 3/4"	5"	\$ 378.00
C1464-RD6	8.00	4"	8 3/4"	6"	\$ 558.00
C1466-RD8	22.00	6"	12 1/2"	8"	\$ 1416.00
C1468-RD10	26.00	8"	15"	10"	\$ 1843.00

C1460-RD OPTIONAL VARIATIONS:

SUFFIX	DESCRIPTION	LIST PRICE
-6	Security screw (H-1086A)	\$ 64.00
-87	Longer screw over 3 1/2", per inch	\$ 17.00

C1460-S CAST IRON STACK CLEANOUT W/PLUG & SQUARE NICKEL BRONZE ACCESS COVER

C1460-S



C1460-S CAST IRON STACK CLEANOUT WITH PLUG AND SQUARE NICKEL BRONZE ACCESS COVER

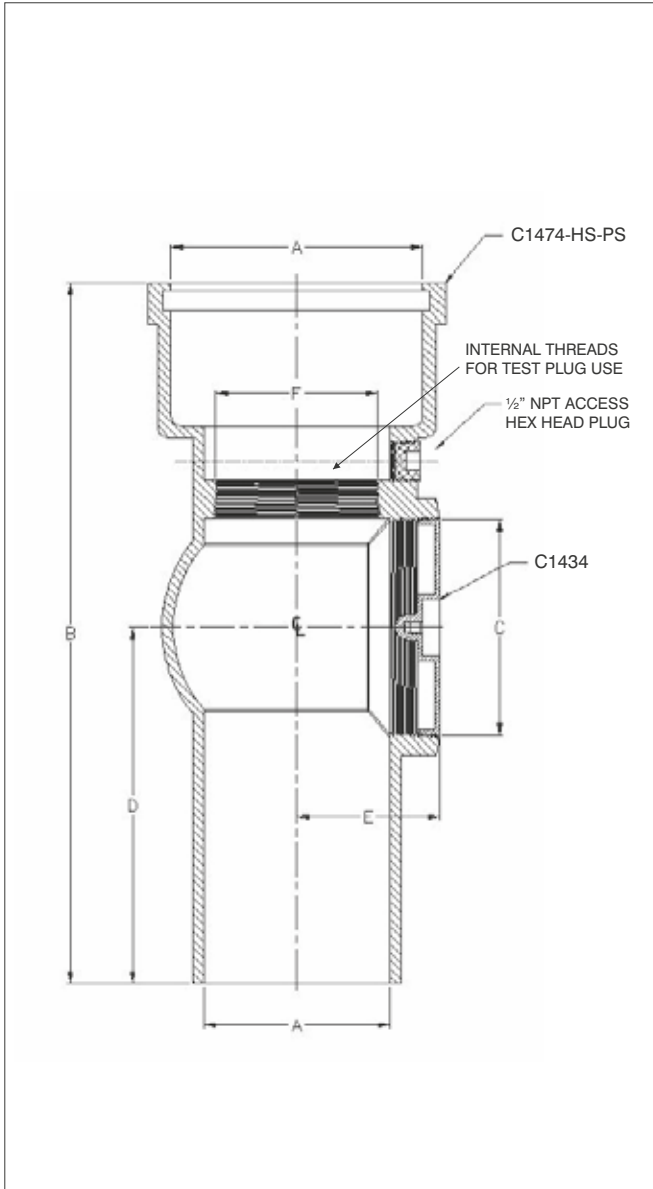

MODEL NUMBER	WT. Lbs	PIPE SIZE	COVER SIZE	LIST PRICE
C1462-S7-1	9.00	2"	7" x 7"	\$ 750.00
C1463-S7-1	11.00	3"	7" x 7"	\$ 800.00
C1464-S7-1	13.00	4"	7" x 7"	\$ 949.00
C1466-S9-1	27.00	6"	9" x 9"	\$ 1937.00

C1460-S OPTIONAL VARIATIONS:

SUFFIX	DESCRIPTION	LIST PRICE
-3	Stainless steel access cover	\$ 731.00
-6	Security screws (TR25 Torx and Pin)	\$ 64.00

C1470 CAST IRON STACK CLEANOUT
C1470

CLEANOUTS




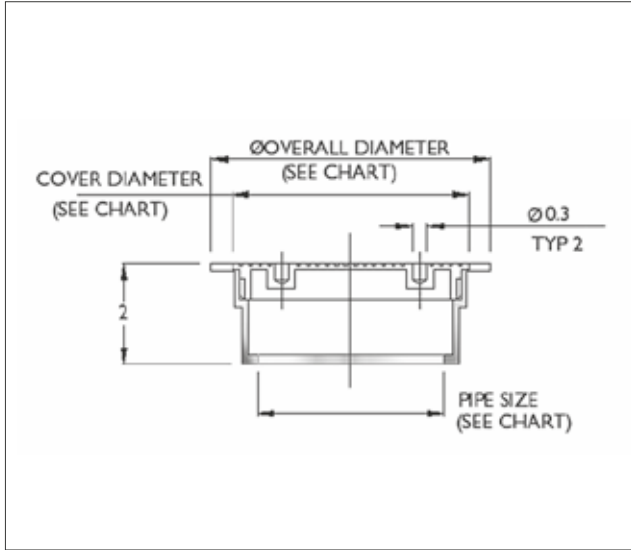
Function: The C1470 Series is used in concealed drainage lines where access to the piping is required via a cleanout that pe testing of the piping above the plug through the use of internal threads inside of the tee.

C1470 CAST IRON STACK CLEANOUT WITH TEST PLUG						
MODEL NUMBER	"A" PIPE SIZE	"B"	"C" PLUG SIZE	"D"	"E" SIZE	LIST PRICE
C1474	4"	14 3/4"	4"	7 1/2"	3"	\$ 598.00
C1476	6"	17"	6"	8 1/2"	5"	\$ 1194.00

C1470 OPTIONAL VARIATIONS:		
SUFFIX	DESCRIPTION	LIST PRICE
-13	All galvanized	\$ 598.00
-34B	Brass test plug	\$ 208.00
-NH	No Hub inlet connection	No Add
X	Inside caulk inlet connection (with no hub outlet connection)	No Add

C1500 DECK CLEANOUT

C1500



CLEANOUTS

OVERALL & COVER DIAMETER		
PIPE SIZE	OVERALL (A)	COVER (B)
2" I.C.	4 3/4"	2 3/4"
3" I.C.	6"	3 1/2"
4" I.C.	7 3/8"	4 1/2"
6" I.C.	9 3/8"	7 7/8"

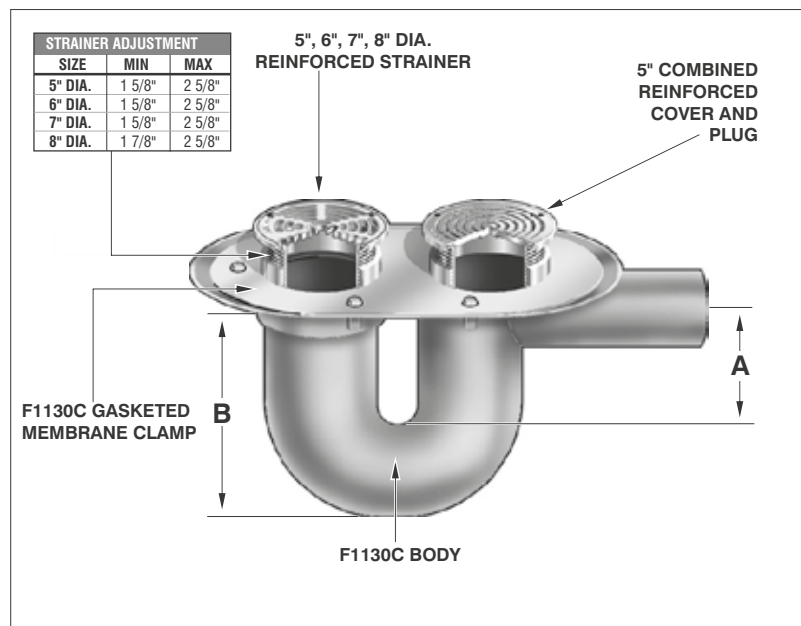


C1500 OPTIONAL VARIATIONS:		
SUFFIX	DESCRIPTION	LIST PRICE
H-1042	"T" wrench tool	\$ 136.00

C1500 DECK CLEANOUT			
MODEL NUMBER	WT. Lbs	DESCRIPTION	NICKEL BRONZE (-1)
C1502X	3.00	2" round deck cleanout	\$ 443.00
C1503X	4.00	3" round deck cleanout	\$ 614.00
C1504X	6.00	4" round deck cleanout	\$ 685.00
C1506X	12.00	6" round deck cleanout	\$ 1180.00

C1600 DEEP SEAL TRAP WITH FLOOR CLEANOUT

C1600



ANSI/ASME RATING
SEE F1100 CHART ON PG. 33 FOR RATINGS








MODEL NUMBER	PIPE SIZE	A	B
C1602	2" no hub	5 3/8"	13 1/2"
C1603	3" no hub	6"	13 1/2"
C1604	4" no hub	6 1/4"	13 1/2"

C1600 OPTIONAL VARIATIONS:		
SUFFIX	DESCRIPTION	LIST PRICE
-13	All galvanized	\$ 477.00

C1600 DEEP SEAL TRAP WITH FLOOR CLEANOUT				
MODEL NUMBER	WT. Lbs	DESCRIPTION	DUCTILE IRON COVER (-4)	NICKEL BRONZE (-1) STAINLESS STEEL (COVER) (-3)
C1602	43.00	Deep seal trap and cleanout	\$ 944.00	\$ 1127.00
C1603	45.00	Deep seal trap and cleanout	\$ 1228.00	\$ 1401.00
C1604	47.00	Deep seal trap and cleanout	\$ 1389.00	\$ 1569.00

ACCESS DOORS

ACCESS DOORS

<p>UA UNIVERSAL ACCESS DOOR</p>	<p>MDW DRYWALL BEAD ACCESS DOOR</p>	<p>CAD CEILING OR WALL ACCESS DOOR</p>	<p>CAD-DW CEILING OR WALL ACCESS DOOR WITH DRYWALL BEAD</p>
			
<p>CAD-PL CEILING OR WALL ACCESS DOOR PLASTER FINISH</p>	<p>CAD-FL CEILING OR WALL ACCESS DOOR, FLASH DOOR WITH FRAME</p>	<p>CAD-FL-PL CEILING OR WALL ACCESS DOOR, FLASH DOOR WITH FRAME AND PLASTER FINISH</p>	<p>CAD-FR CEILING OR WALL ACCESS DOOR FIRE RESISTANT</p>
			
<p>MPFR INSULATED FIRE RATED ACCESS DOOR</p>	<p>MFRU UNINSULATED FIRE RATED ACCESS DOOR</p>	<p>MPFR-DW INSULATED FIRE RATED ACCESS DOOR WITH DRYWALL BEAD</p>	<p>MI-SAD MEDIUM SECURITY ACCESS DOOR</p>
			
<p>MI-SADH HIGH SECURITY ACCESS DOOR</p>	<p>MI-FVP FLASH VALVE PANEL</p>	<p>MI-SF SURFACE ACCESS DOOR</p>	<p>MI-VB RECESSED MOUNTED VALVE BOX</p>
			
<p>MI-VB-SM SURFACE MOUNTED VALVE BOX</p>	<p>PA PLASTIC ACCESS DOOR</p>	<p>FHA, FHG FLOOR ACCESS DOOR</p>	<p>RHA, RHG ROOF HATCH</p>
			

See current AD Access Door Price Book for List Prices and discount structure of the Access Doors. All sales subject to MIFAB's Terms and Warranties Please refer to inside front cover.


MIFAB®

INTERCEPTORS

INTERCEPTORS

REMOVABLE INTERNAL COMPONENTS

MIFAB's single baffle system is removable. Others offer fixed baffles and internal parts that once corroded, compromise the entire interceptor. All of MIFAB's internal parts are removable. This allows for easier maintenance because nothing is fixed and all parts can be removed for maximum access to the inside for cleaning.

SINGLE BOLT

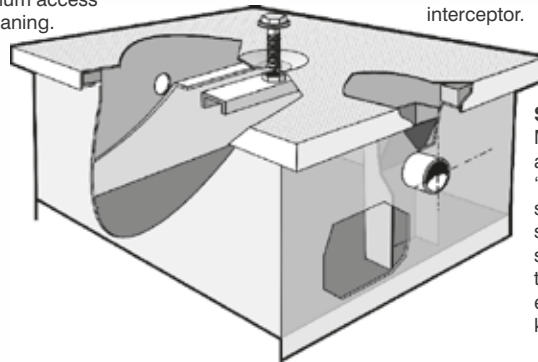
MIFAB's smaller interceptors (up to 25 GPM) have a single 5/8" diameter bolt to secure the lid to the body. Larger interceptors have four large bolts. Others offer screws/wing nuts that become stripped, rusted out, filled with grease/dirt and/or lost. They are also time consuming to remove. MIFAB's lids are easy to remove with the single bolt design, allowing for regular cleaning of the interceptor.

LID

All of MIFAB's interceptors are manufactured with a powder coated, electrostatically applied cathodic epoxy coating as a standard feature. They all have a non-skid tread plate pattern for maximum safety and are recessed into the frame to provide either in ground or above ground installation with the same interceptor.

POWDER EPOXY COATING

MIFAB's interceptors are manufactured with a powder coated, electrostatically applied cathodic epoxy coating as a standard feature for no additional charge. This ensures maximum wearing and resistance to corrosive cleaning agents.



(MI-G ILLUSTRATED)

FEET ON BOTTOM

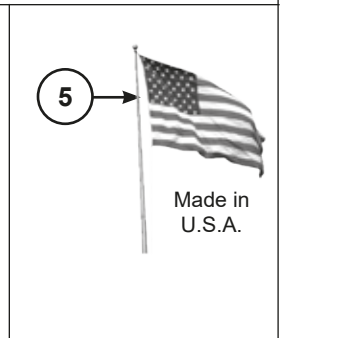



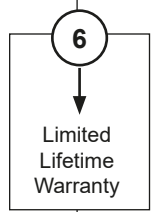
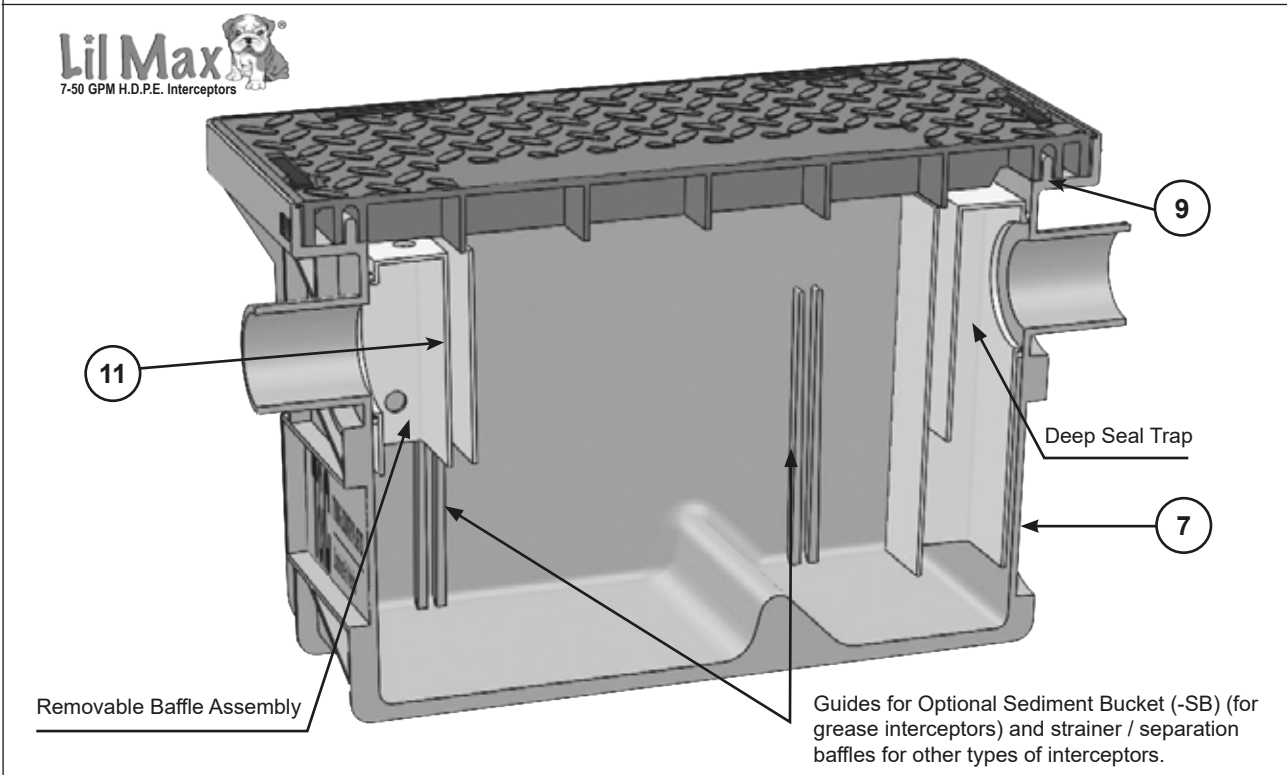


MIFAB's MI-G and MI-G-L grease interceptors have 1/2" feet on the bottom to elevate the interceptor from the wet ground to prevent corrosion.

DEEP SEAL TRAP

MIFAB's deep seal trap is covered by the lid. This permits easier roughing-in for the contractor since the interceptor is a perfect rectangle instead of a seven sided shape that requires extra work and time to install. It is also easier to clean out the deep seal trap with a MIFAB interceptor because one only needs to remove the lid and access is available to the body and the deep seal trap at the same time.

SEWER GAS STOPPER

MIFAB's grease interceptors are manufactured with a "sewer gas stopper" that is sealed on the top and both sides and extends into the static water level to eliminate the possibility of sewer gas entering the grease trap and kitchen area.



1. External Vented Flow Control Fitting

All of MIFAB®'s PDI approved grease interceptors are supplied with an external, vented flow control fitting. Studies have proven that the use of an external, vented flow control fitting results in more effective grease interception because of the air introduced into the drain line through the vent in the top of the flow control fitting. As this air enters the interceptor, grease coats the resulting air bubbles and increases the efficiency of the grease rising to the surface.

2. Structural Integrity

Ribbed body design provides extra structural integrity for in ground installations. The body is manufactured in the USA out of a seamless, injection molded high density polyethylene (H.D.P.E.) with a 3/8" uniform wall thickness. The body is strong but lightweight, allowing it to be installed without the need of a backhoe or crane.

3. Approvals

All eight of the Lil Max® plastic grease interceptors are tested and certified to the PDI G-101, ASME A112.14.3 and CSA B481 Standards and listed with IAPMO. Lil Max grease interceptors are in compliance with International Plumbing Code (I.P.C.) / I.C.C. by I.A.P.M.O.


4. Options and Accessories

MIFAB®'s 35 years of experience with grease interceptors provides us with a superior knowledge of options and accessories often required with grease interceptors. We can expertly provide any of the following options: dosing pump, enzyme port, high level alarm, multiple inlet and outlet ports, sediment bucket and threaded connections.

5. Made in the USA

MIFAB®'s plastic grease and oil interceptors are made in the United States of America and meet the requirements of the Buy American Act.


6. Lifetime Warranty

MIFAB® offers a limited lifetime warranty on all of our plastic grease and oil interceptors.

7. Lightweight

MIFAB®'s Lil Max® plastic grease interceptors are injection molded with Polypropylene material. They weigh significantly less than steel grease interceptors and therefore are much easier to handle and install.

8. Individually Boxed Interceptors

Every Lil Max® plastic grease interceptor is shipped to you in its own cardboard box for easy handling and protection of the product during shipping and handling. All Lil Max interceptors can be shipped via UPS / Fedex.

9. Sealed Lid

The lid sealing gasket is located within the underside of the lid – not in the top of the interceptor. This prevents tearing and wear on the gasket and provides a more secure seal to minimize odors.

10. Easy to Remove Lid

The latches securing the lid to the body are easy to open and are made with an extra wide finger access area. No tools are required to open the lid of the Lil Max® interceptors.

11. Easy to Clean

The internal baffle can be easily removed and the lid covers the entire open area of the inside of the interceptor for complete and unrestricted access to the interior of the interceptor for cleaning.

12. Modularity

The Lil Max® interceptors can be converted at the MIFAB® factory into oil interceptors with the oil draw off and vent connections for applications that require oil interceptors. Lil Max can also be converted into solids, plaster, lint, rice and fish scale interceptors.

*** Complete Range of Sizes**

The Lil Max® grease interceptors are available in 7, 10, 15, 20, 25, 35 and 50 GPM sizes in addition to a 25 GPM low profile model. The 10 through 50 GPM models are also available as oil, solids, plaster, lint, sand, fish scale and rice interceptors.

*** Strong Lid**

Weight load capacity of 350 lbs.

Since 1982, MIFAB® has been manufacturing grease interceptors. Thirty-five years of experience and customer feedback has given us an advantage when it comes to designing and manufacturing the best steel and stainless steel grease interceptors in the market. We have applied this experience to our new range of large, H.D.P.E. patented grease interceptors. We invite you to experience the MIFAB® difference – best in class when it comes to H.D.P.E. grease interceptors. The Big Max® Series of interceptors are also available in the following models: oil, solids, plaster, lint, sand, fish scale and rice.

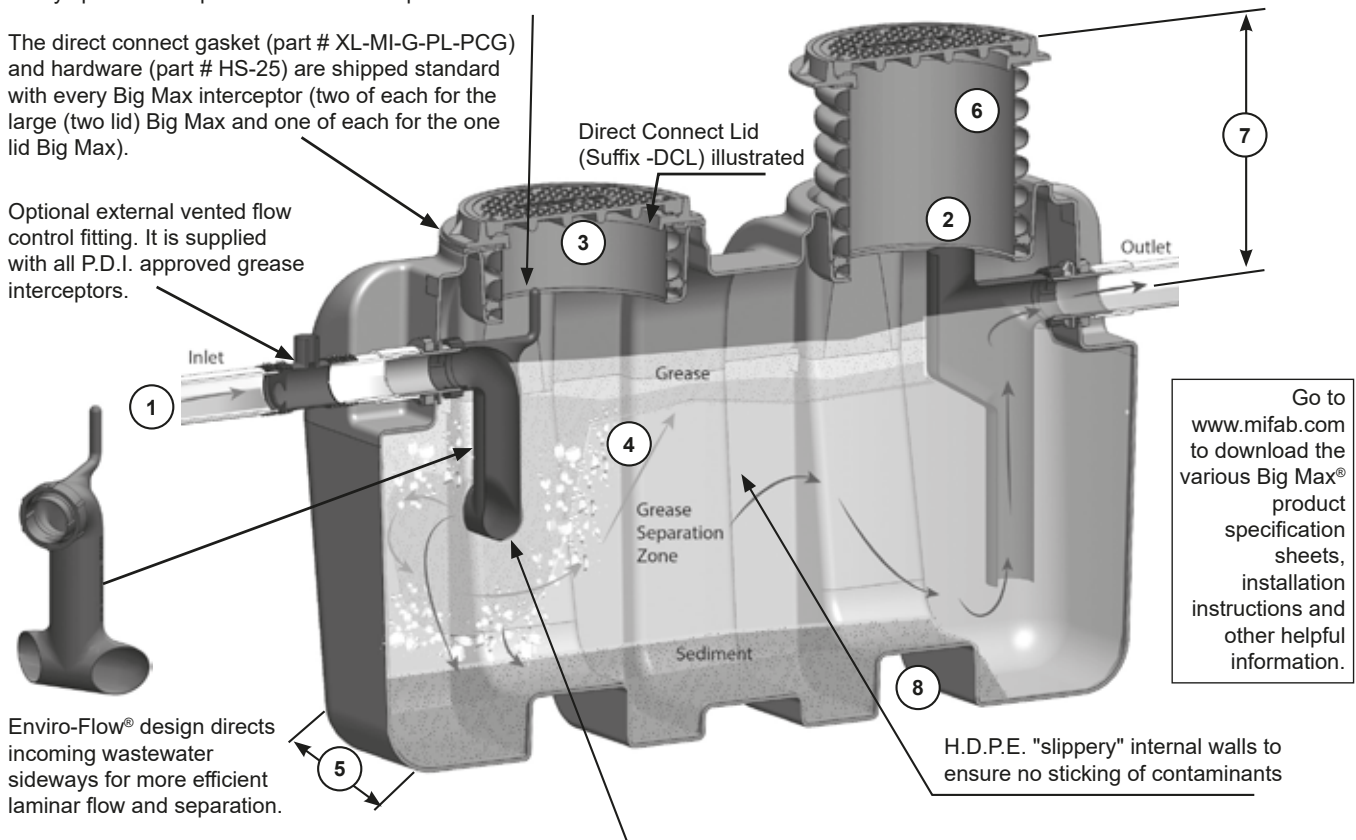
MIFAB®'s Big Max interceptors are engineered to perform based on a balanced air environment within the interceptor. This ensures that the interceptor performs at a high operating efficiency. During regular maintenance, it is important to check that this hole is unobstructed. The blocking of this hole can dramatically reduce the operating performance of the interceptor and result in the accumulated grease waste within the interceptor to be discharged downstream. Ensure that this hole is always positioned upwards - as close as possible to the underside of the lid.

The direct connect gasket (part # XL-MI-G-PL-PCG) and hardware (part # HS-25) are shipped standard with every Big Max interceptor (two of each for the large (two lid) Big Max and one of each for the one lid Big Max).

Optional external vented flow control fitting. It is supplied with all P.D.I. approved grease interceptors.

Enviro-Flow® design directs incoming wastewater sideways for more efficient laminar flow and separation.

BIG MAX® Large H.D.P.E. Interceptors



Go to www.mifab.com to download the various Big Max® product specification sheets, installation instructions and other helpful information.

H.D.P.E. "slippery" internal walls to ensure no sticking of contaminants

MIFAB®'s 35 years of manufacturing interceptors has provided us with a wealth of experience and knowledge on the factors that impact their performance. Our new and innovative Enviro-Flow® inlet and outlet design significantly reduces inlet velocity and creates optimal laminar flow to ensure maximum grease separation efficiency. Flow entering the MIFAB interceptor is directed to the bottom by the inlet baffle to avoid any disturbance of the previously accumulated surface layer of grease / oil in the interceptor. The innovative design of the bottom of the inlet baffle directs the incoming waste water sideways into the interceptor for the most efficient laminar flow. The baffle also serves to reduce the velocity and surge of inflow, providing sufficient retention time for effective separation of the grease. The grease rises to the surface for manual or pump out removal and the baffle is easy to remove for cleaning. The waste water is now relieved of over 90% of the fats, oils, and greases and continues to flow through the interceptor.

External Sampling Port

For jurisdictions that require the installation of an external sampling port, the MIFAB® XL-MI-G-PL-SP is the answer. It is manufactured from HDPE and available with a standard AASHTO H-20 load rated cover. (Specify suffix -SP)



3 - H-20 Load Rated Lid



Multiple inlet / outlet options

Float switch



High Level Alarm Illustrated (Specify suffix -HLA)

Note that the the alarm control box and float switch are not installed at the MIFAB factory. They need to be installed on site.

1. External Vented Flow Control Fitting

All of MIFAB®'s PDI approved grease interceptors are supplied with an external, vented flow control fitting. Studies have proven that the use of an external, vented flow control fitting results in more effective grease interception because of the air introduced into the drain line through the vent in the top of the flow control fitting. As this air enters the interceptor, grease coats the resulting air bubbles and increases the efficiency of the grease rising to the surface.

2. Sample Port Access

Sample port access is provided standard in our interceptors. Simply remove the lid to gain access to the top opening of the internal inlet and outlet piping. A sample of the water discharging from the interceptor can be taken from the top opening of the outlet piping (deep seal trap).

3. H-20 Load Rated Lid

Standard, 20,000 Lb. AASHTO H-20 load rated steel encased composite, gasketed lids and collar are standard to withstand heavy loads

4. Structural Integrity

Ribbed body design provides extra structural integrity for in ground installations. The body is manufactured in the USA out of seamless, rotationally molded High Density Polyethylene with a 3/8" uniform wall thickness. The body is strong but lightweight, allowing it to be installed without the need of a backhoe or crane. The H.D.P.E. material will not crack, chip or bulge under extreme impact, sunlight and / or temperature changes. H.D.P.E. is a much better material for interceptors than fiberglass because H.D.P.E. has resistance to a greater number of chemicals than fiberglass. Fiberglass is also hard and stiff and is subject to cracking. A rotationally molded H.D.P.E. interceptor is simply tougher and has much greater impact resistance vs. fiberglass. Fiberglass interceptors also have a negative environmental impact because they are made with VOCs - (Volatile Organic Compounds). Facilities that produce fiberglass interceptors have a negative impact on the environment because of VOCs they put into the air. Rotationally molded H.D.P.E. interceptors have NO environmental impact.

5. Narrow Width

The 33 1/2" width allows the interceptor to fit through doorways and down stairwells. Two people can carry and install the interceptor.

6. With MIFAB's patented extension system every lid ships with an 18" x 18" piece of ADS corrugated pipe which provides the installer with up to a 24 1/2" "C" dimension.

If a greater "C" dimension is required, the contractor has the option to purchase an extension from MIFAB® or to buy a length of ADS pipe from their local waterworks wholesaler in order to complete the installation immediately. This also means that the cost of the MIFAB® extension (when ordered from a local waterworks wholesaler will be significantly less expensive than buying the same height extension system from others). In addition, extensions from others are only available from that specific manufacturer – resulting in delays and time for production and shipment to the contractor. Flexible extensions make for easier installation where grade may be unlevel.



Key Feature

7. Extra Rough-in Dimension

The standard rough-in dimension ("C" dimension – from the middle of the inlet / outlet to the top of the lid) is 24 1/2" and can be field adjusted by the contractor down to 15 1/2" on the XL-MI-G-PL-750 and to 16" on the XL-MI-G-PL-1150. The 24 1/2" rough-in dimension provided is almost double that of others – making it less likely to buy expensive extensions.

8. Forklift Access

Forklift access points are provided in the bottom of the interceptors to allow for easy handling.

Approvals

MIFAB®'s XL-MI-G-PL-750 and XL-MI-G-PL-1150 grease interceptors are tested and certified to the PDI G-101, ASME A112.14.3 and CSA B481 Standards and listed with IAPMO. Lil Max grease interceptors are in compliance with International Plumbing Code (I.P.C.) / I.C.C. by I.A.P.M.O.



Grease Design Capacity

MIFAB®'s XL-MI-G-PL-750 has a flow rate of 75 GPM and a grease design capacity of 750 lbs. and the XL-MI-G-PL-1150 grease interceptor has a flow rate of 100 GPM and a grease design capacity of 1,150 lbs. These capacities are greater than others in the market.

Grip Points for Anchor Kit

Two grip points are provided on each side of the interceptor for easy handling. These grip points also serve as securing areas for MIFAB®'s high water anchor kit which allows the contractor to secure the interceptor to the ground before concrete is poured around the unit (Suffix –AK).

Options and Accessories

MIFAB®'s 35 years of experience with grease interceptors provides us with a superior knowledge of options and accessories often required with grease interceptors. We can expertly provide any of the following options: dosing pump, enzyme port, high level alarm, multiple inlet and outlet ports, sediment bucket and threaded connections.

Lifetime Warranty. Made in the USA

MIFAB® offers a limited lifetime warranty on all of our plastic grease and oil interceptors. MIFAB®'s plastic grease and oil interceptors are made in the United States of America and meet the requirements of the Buy American Act.



Multiple Inlet/Outlet Options

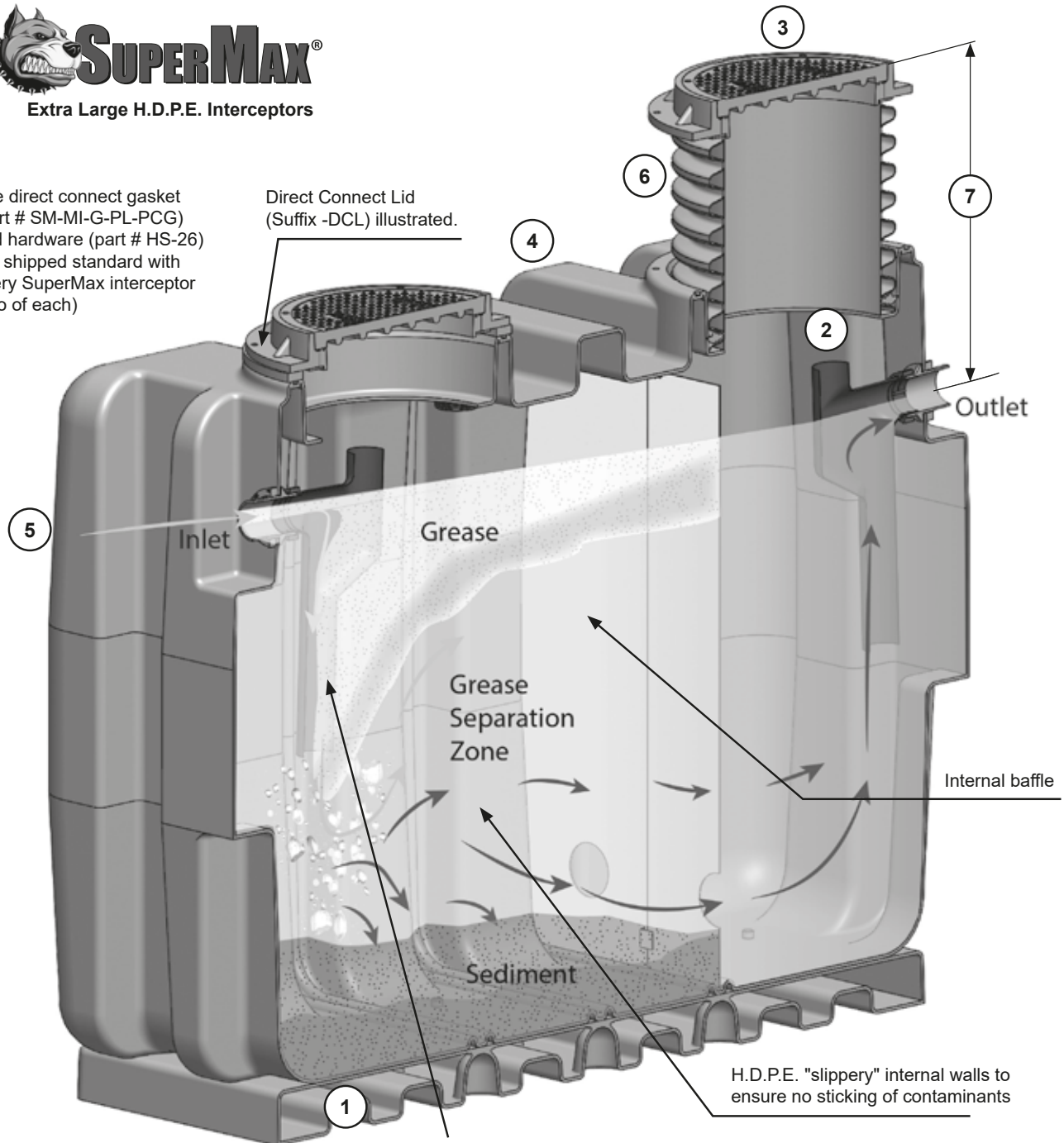
MIFAB®'s interceptors are manufactured with two flat spaces on each side for two optional side inlets or outlets on both sides of the interceptor. This allows for straight through or side inlet/outlet pipe connections. (Specify required suffix for desired optional inlet/outlet).

Since 1982, MIFAB® has been manufacturing grease interceptors. Thirty-five years of experience and customer feedback has given us an advantage when it comes to designing and manufacturing the best steel and stainless steel grease interceptors in the market. We have applied this experience to our new range of large, H.D.P.E., patented grease interceptors. We invite you to experience the MIFAB® difference – best in class when it comes to H.D.P.E. grease interceptors. The SUPERMAX® Series of interceptors are also available as oil interceptors.



The direct connect gasket (part # SM-MI-G-PL-PCG) and hardware (part # HS-26) are shipped standard with every SuperMax interceptor (two of each)

Direct Connect Lid (Suffix -DCL) illustrated.



H.D.P.E. "slippery" internal walls to ensure no sticking of contaminants

MIFAB®'s 35 years of manufacturing interceptors has provided us with a wealth of experience and knowledge on the factors that impact their performance. Our new and innovative Enviro-Flow® inlet and outlet design significantly reduces inlet velocity and creates optimal laminar flow to ensure maximum grease separation efficiency. Flow entering the MIFAB® interceptor is directed to the bottom by the inlet baffle to avoid any disturbance of the previously accumulated surface layer of grease / oil in the interceptor. The innovative design of the bottom of the inlet baffle directs the incoming waste water sideways into the interceptor for the most efficient laminar flow. The baffle also serves to reduce the velocity and surge of inflow, providing sufficient retention time for effective separation of the grease. The grease rises to the surface for manual or pump out removal and the baffle is easy to remove for cleaning. The waste water is now relieved of over 90% of the fats, oils, and greases and continues to flow through the interceptor.

1. Base for Body

A base is always included with the SUPERMAX® interceptors. This is an expensive option from others. The base provides a flat surface so that the interceptor can easily be installed above ground in applications like parking lot spaces. The base is 6" high and is always secured to the underside of the interceptor.

2. Sample Port Access

Sample port access is provided standard in our interceptors. Simply remove the lid to gain access to the top opening of the internal inlet and outlet piping. A sample of the water discharging from the interceptor can be taken from the top opening of the outlet piping (deep seal trap).

3. H-20 Load Rated Lid

Standard, 20,000 Lb. AASHTO H-20 load rated steel encased composite, gasketed lids and collar are standard to withstand heavy loads

4. Structural Integrity

Ribbed body design provides extra structural integrity for in ground installations. The body is manufactured in the USA out of seamless, rotationally molded High Density Polyethylene with a 3/8" uniform wall thickness. The body is strong but lightweight, allowing it to be installed without the need of a backhoe or crane.

5. H.D.P.E. Material

MIFAB®'s SUPERMAX® grease and oil interceptors are made with 3/8" thick rotationally molded H.D.P.E. material. H.D.P.E. is less brittle than fiberglass and less likely to crack during installation. The ribbed body design provides for extra rigidity and is less likely to crack or break when installed underground and subject to earth pressures. H.D.P.E. has resistance to a greater amount of chemicals vs. fiberglass. Fiberglass is also hard and stiff and is subject to cracking. A rotationally molded H.D.P.E. interceptor, is simply tougher and has much greater impact resistance vs. fiberglass.

Fiberglass interceptors have a negative environmental impact because they are made with VOC's - (Volatile Organic Compounds). Facilities that produce fiberglass interceptors have a negative impact on the environment because of VOCs they put into the air. Rotationally molded H.D.P.E. interceptors have NO environmental impact.

6. Extensions

With MIFAB®'s patented extension system every lid ships with an 24" x 24" piece of ADS corrugated pipe which provides the installer with up to a 37.25" "C" dimension. If a greater "C" dimension is required, the contractor has the option to purchase an extension from MIFAB® or to buy a length of ADS pipe from their local waterworks wholesaler in order to complete the installation immediately. This also means that the cost of the MIFAB® extension (when ordered from a local waterworks wholesaler will be significantly less expensive that buying the same height extension system from others). In addition, extensions from others are only available from that specific manufacturer – resulting in delays and time for production and shipment to the contractor. Flexible extensions make for easier installation where grade may be unlevel.


 Key
Feature

7. Extra Rough-in Dimension

The standard "C" dimension on SUPERMAX® models is 37.25" and can be field adjusted by the contractor down to 20.25". The standard "C" dimension from others is typically 18". This means that contractors will not have to buy extensions as often - resulting in savings.

Approvals

MIFAB®'s SUPERMAX® grease interceptors are tested and certified to the ANSI Z1001-2016, ASME A112.14.3, CSA B481 Standards and listed with IAPMO. The SM-MI-G-PL-500 is also tested and certified to the P.D.I. G-101 Standard.


Options and Accessories

MIFAB®'s 35 years of experience with grease interceptors provides us with a superior knowledge of options and accessories often required with grease interceptors. We can expertly provide any of the following options: dosing pump, enzyme port, high level alarm, multiple inlet and outlet ports, sediment bucket, coalescing pack and, threaded connections.

Lifetime Warranty. Made in the USA

MIFAB® offers a limited lifetime warranty on all of our plastic grease and oil interceptors. MIFAB®'s plastic grease and oil interceptors are made in the United States of America and meet the requirements of the Buy American Act.


 Made in
U.S.A.

Multiple Inlet/Outlet Options

MIFAB®'s interceptors are manufactured with flat spaces on each side for two optional side inlets or outlets on both sides of the interceptor. This allows for straight through or side inlet/outlet pipe connections. (Specify required suffix for desired optional inlet/outlet.)

INTRODUCTION

Grease Interceptors

Grease, which also includes fats and oils, has historically caused problems in plumbing drainage systems. Grease easily adheres to the inner surface of most commonly used drainage piping material and over time will form into a hard crust as tough as baked clay. The rougher the inner surface of the pipe, the easier this adherence will occur. Grease is also a problem for sewage treatment plants as it taxes the bacterial process used to break down these complex compounds. The purpose of a grease interceptor is to trap and store the suspended grease from the water passing through it. They are usually connected to kitchen sinks, floor drains, and any other plumbing fixtures in restaurants, hotels and institutions that discharge grease laden waste water. MIFAB's grease interceptors operate on the principle of separation by flotation. As our environmental laws have become more restrictive and maintenance costs have increased, public sewer departments have responded by tightening the list of materials allowed to flow into their systems. Severe fines may be levied on those users found to be in violation. Grease that is removed from the drainage system as close as possible to its source and before it becomes contaminated with other material, can be sold to rendering companies and recycled into a variety of products. It can therefore become an economic asset rather than liability.

Sizing

Reliable performance of any grease interceptor is dependant on its being correctly sized to handle the anticipated drainage load from the fixtures it serves. Each MIFAB interceptor is flow and capacity rated for easy selection when sizing requirements have been established and met. Sizing is based on fixture drainage period, service required and volume of wastewater to be handled. These factors combine to establish the anticipated flow rate and the size of the interceptor required. The flow control fitting that is provided with every MIFAB grease interceptor sized 50 GPM and smaller, is installed in the fixture drain line ahead of the interceptor and controls the flow of drainage to the interceptor's rated capacity. This is especially important when the drainage load exceeds that for which the interceptor is sized to handle. The following sizing formula is based on the P.D.I. G-101 (Plumbing and Drainage Institute) requirements:

1. Calculate the volume in cubic inches of all the fixtures to be served by the Grease Interceptor. (length x width x depth = capacity)
2. * Eg: 15" x 10" x 24" = 3600 cubic inches. Since a three compartment sink is serving the grease interceptor, multiply the single compartment cubic inch capacity by three to obtain the total capacity in cubic inches. (10,800 in³). Divide this number by 231 to convert the volume to US gallons. * Eg: Cubic capacity of 10,800 in³ ÷ 231 = 46.75 gallons; multiplied by 75% = 35.06 U.S.G. Use MIFAB® model number MI-G-6 which has a rated flow capacity of 35 G.P.M.
3. These capacities are based on a one minute drain-down time with the interceptor adjacent to the fixture(s). If a two minute drain-down time is acceptable, then divide the capacity by two.
4. The flow control fitting, supplied with the interceptor, must be in position at all times. If this is removed, or not provided, the interceptor will not function to P.D.I. standards.
5. If an interceptor is to be installed with the top level at the finished floor, an extension type may be required. In that instance, the "C" dimension is required, (center line of inlet/outlet to top of the finished floor) and must be specified at time of ordering.

Fixture Unit Sizing Method

The majority of plumbing codes list the drainage fixture-unit values for plumbing fixtures. For fixtures not listed, the codes provide drainage fixture-unit values based on drain outlet or trap size. Drainage fixture-unit values are converted to GPM discharge rates on the basis of one drainage fixture-unit equaling 7.5 GPM fixture discharge rate. The drainage fixture-unit sizing for grease interceptors is included for those that prefer this approach as an alternative to the conventional (volume) sizing. The following table provides the suggested PDI size grease interceptor based on drainage fixture-unit sizing method.

Fixture Outlet or Size (inches)	Drainage Trap Fixture-unit Value	GPM Discharge Equivalent	Suggested GPM Flow Rate Interceptor	MIFAB Model Number
1-1/4"	1	7.5	10	MI-G-2
1-1/2"	2	15.0	15	MI-G-3
2"	3	22.0	25	MI-G-5
2-1/2"	4	30.0	35	MI-G-6
3"	5	37.5	50	MI-G-7
4"	6	45.0	50	MI-G-7

The following factors may require an increase in the size of the grease interceptor: location, presence of detergents in the waste water, ratio of grease to water, specific gravity weight of the grease filtrates, speed of incoming water flow, presence of large particles mixed with the grease laden water, and percentage of maximum flow capacity. The interceptor should be installed as close as possible to the source of grease to prevent pipes draining into the grease interceptor from becoming clogged as grease-laden water cools before entering the grease interceptor.

MAINTENANCE & GENERAL CONSIDERATIONS

To obtain optimum operating efficiency of a properly sized and installed PDI certified grease interceptor, a regular schedule of maintenance must be adhered to. All PDI certified grease interceptors are furnished with manufacturer's operating and maintenance instructions, which must be followed to insure efficient satisfactory operation.

CLEANING

All grease interceptors must be cleaned regularly. The frequency of grease removal is dependent upon the capacity of the interceptor and the quantity of grease in the waste water. Grease removal intervals may therefore vary from once a week to once in several weeks. When the grease removal interval has been determined for a specific installation, regular cleaning at that interval is necessary to maintain the rated efficiency of the interceptor. After the accumulated grease and waste material has been removed, the interceptor should be thoroughly checked to make certain that inlet, outlet and air relief ports are clear of obstructions.

DISPOSITION OF INTERCEPTED MATERIALS

Grease and other waste matter that has been removed from the interceptor should not be introduced into any drain, sewer, or natural body of water. This waste matter should be placed in proper containers for disposal. Where recovery of grease is desired, it can be handled in a manner suitable to the authorities.

MIFAB INTERCEPTOR SELECTION GUIDE

There are three main types of interceptors: grease, oil and solids. Each of them requires different considerations for sizing, operation and maintenance. The information provided will help the specifier select the correct interceptor for the application. A detailed explanation of the major components and features of each type of interceptor is also provided.

Grease Interceptors

Grease, which also includes fats and oils, has historically caused problems in plumbing drainage systems. Grease easily adheres to the inner surface of most commonly used drainage piping material and over time will form into a hard crust as tough as baked clay. The rougher the inner surface of the pipe, the easier this adherence will occur. Grease is also a problem for sewage treatment plants as it taxes the bacterial process used to break down these complex compounds.

The purpose of a grease interceptor is to trap and store the suspended grease from the water passing through it. They are usually connected to kitchen sinks, floor drains, and any other plumbing fixtures in restaurants, hotels and institutions that discharge grease laden waste water. MIFAB's grease interceptors operate on the principle of separation by flotation.

As our environmental laws have become more restrictive and maintenance costs have increased, public sewer departments have responded by tightening the list of materials allowed to flow into their systems. Severe fines may be levied on those users found to be in violation. Grease that is removed from the drainage system as close as possible to its source and before it becomes contaminated with other material, can be sold to rendering companies and recycled into a variety of products. It can therefore become an economic asset rather than liability.

The specifying engineer should consider the following when specifying grease interceptors: construction / operation, flow control fitting, extensions, cover shrouds and draw-off valves, sizing, installation and maintenance.

Construction / Operation

All of MIFAB's grease, oil and solids interceptors are manufactured with 10 gauge hot rolled steel that is welded together and coated with an electro-statically applied baked epoxy finish. The cover sealing gasket is manufactured with low durometer closed-cell neoprene with self-adhesive backing. The gasket is custom fitted to the interceptor body top rim ledge where it is an integral part of the body. Because of the gasket's thickness and density, it provides an ideal sealing environment for the lid. All of MIFAB's interceptors are supplied with the same gasket. All grease interceptors are supplied with a baffle system engineered to improve the grease/oil separation process. The baffle system is strategically located to direct inflow for maximum efficiency of the interceptor. Flow entering the interceptor is directed to the bottom by the baffle to avoid any disturbance of the previously accumulated surface layer of grease / oil in the device. The baffle also serves to reduce the velocity and surge of inflow, providing sufficient retention time for effective separation of the grease. The grease rises to the surface for manual or draw-off removal and the baffle is easy to remove for cleaning. The waste water is now relieved of over 90% of the fats, oils and greases and continues to flow through the interceptor into the drainage system. Many MIFAB grease interceptors bear the PDI (Plumbing and Drainage Institute) seal. This seal on MIFAB's grease interceptors proves that the designs and ratings marked on the interceptor have met or surpassed all standards established by PDI. All of MIFAB's PDI approved grease interceptors are supplied with external, vented flow control fittings to ensure maximum performance. A detailed description of flow control fittings is on page 198.

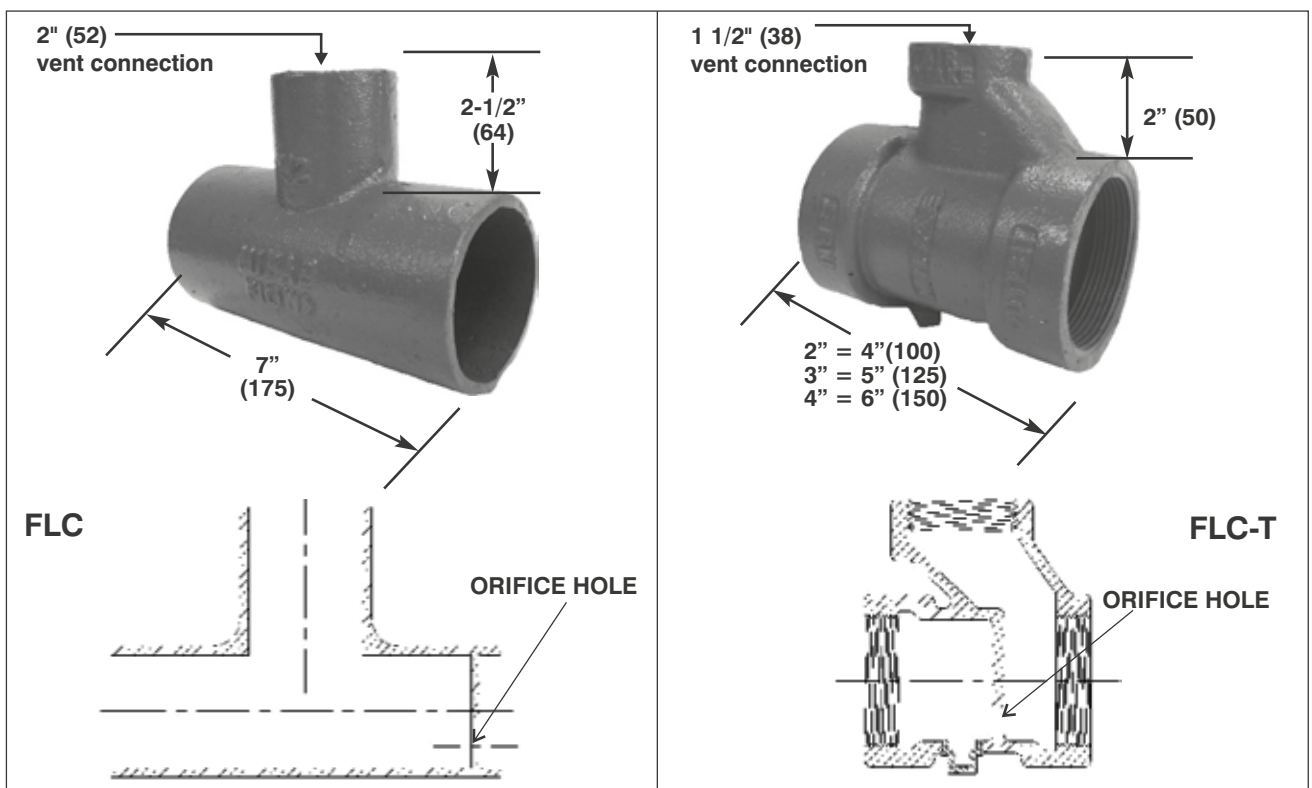
MIFAB FLOW CONTROL FITTING GUIDE

FLOW CONTROL FITTING APPLICATION: Flow control fittings are furnished at no extra cost with all MIFAB® MI-G, MI-G-L MI-G-SD MI-G-SDH and MI-G-L-SDH grease interceptors. They are essential to achieve maximum efficiency.

FLOW CONTROL FITTING DESCRIPTION: Flow control fittings insure 90% or more grease retention efficiency of the interceptor. When consideration isn't given to the flow rate of the waste water to be handled, the actual flow rate through the interceptor usually exceeds its rated maximum. With such flow rate, the interceptor would be overloaded. Retention time within the unit would not be sufficient for maximum separation. The result would be low efficiency, and pollutants left in the waste water would pass through the interceptor, making the installation less than effective. When the flow is controlled by use of a MIFAB® flow control fitting so that it can never exceed the maximum rating of the interceptor, and the interceptor is cleaned on a regular basis, the maximum pollutant retention efficiency will be achieved and maintained.

All flow control fittings are built with an air intake and should be connected to the vent stack or vent not lower than the flow level of the highest drain serviced or terminated in a return bend at the same elevation outside of the building. A vented flow control fitting improves the efficiency of the grease interceptor by introducing air into the body of the interceptor. As the air bubbles rise to the surface, they are coated with grease. This process brings grease to the surface faster, and, as a result, increases the efficiency.

INTERCEPTORS



(DIMENSION) DENOTES MILLIMETRES				
MODEL NO.	FOR USE WITH MIFAB® INTERCEPTOR	NO HUB PIPE CONNECTION SIZE	ORIFICE SIZE	VENT CONNECTION SIZE
FLC-0	MI-G-0	2" (50)	.375" (9)	2" (50)
FLC-1	MI-G-1	2" (50)	.500" (13)	2" (50)
FLC-2	MI-G-2	2" (50)	.656" (16)	2" (50)
FLC-3	MI-G-3	2" (50)	.750" (19)	2" (50)
FLC-4	MI-G-4	3" (75)	1.000" (25)	2" (50)
FLC-5	MI-G-5	3" (75)	1.250" (31)	2" (50)
FLC-6	MI-G-6	3" (75)	1.250" (31)	2" (50)
FLC-7	MI-G-7	3" (75)	2.000" (50)	2" (50)
FLC-XL-0	XL-MI-6-0	4" (102)	2.000" (50)	2" (50)
FLC-XL-1	XL-MI-6-1	4" (102)	2.250" (57)	2" (50)

(DIMENSION) DENOTES MILLIMETRES				
MODEL NO.	FOR USE WITH MIFAB® INTERCEPTOR	I.P.S PIPE CONNECTION SIZE	ORIFICE SIZE	VENT CONNECTION SIZE
FLC-T-0	MI-G-0	2" (50)	.375" (9)	1 1/2" (38)
FLC-T-1	MI-G-1	2" (50)	.500" (13)	1 1/2" (38)
FLC-T-2	MI-G-2	2" (50)	.656" (16)	1 1/2" (38)
FLC-T-3	MI-G-3	2" (50)	.750" (19)	1 1/2" (38)
FLC-T-4	MI-G-4	3" (75)	1.000" (25)	1 1/2" (38)
FLC-T-5	MI-G-5	3" (75)	1.250" (31)	1 1/2" (38)
FLC-T-6	MI-G-6	3" (75)	1.250" (31)	1 1/2" (38)
FLC-T-7	MI-G-7	3" (75)	2.000" (50)	1 1/2" (38)
FLCT-XL-0	XL-MI-6-0	4" (102)	2.000" (50)	1 1/2" (38)
FLCT-XL-1	XL-MI-6-1	4" (102)	2.250" (57)	1 1/2" (38)

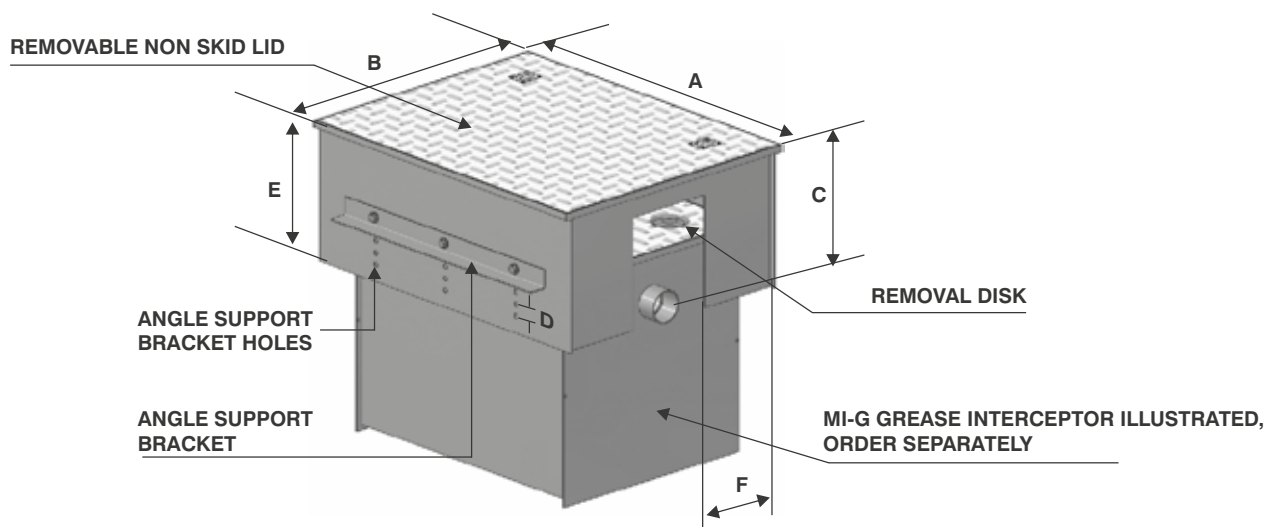
MIFAB INTERCEPTOR SELECTION GUIDE (Cont'd)

Extensions

Extensions should be specified on grease and oil interceptors when the interceptor is buried into the ground, vertical adjustment of the interceptor is necessary to meet the drainage piping, and/or floor level access is required. Extension heights range from four inches to any maximum practical for serviceability. Extensions in excess of 20" are not recommended. One must consider the slope of the drainage piping from the fixtures to the inlet of the interceptor. Typically, one should allow a slope of 1/8" per foot in the drainage pipe. Therefore, there will be many installations, especially with large interceptors, where the sloped drainage pipe ends up below the inlet connection. An extension is added to the top of the interceptor so that the inlet can be lowered to meet the incoming drainage pipe and the lid of the interceptor can be extended to floor level. MIFAB offers three different kinds of extensions: integral, bolt on and cover shrouds. An integral extension is specified by expanding the "C" dimension on the interceptor. The "C" dimension is from the middle of the inlet and outlet to the top of the interceptor. One would specify a "C" dimension to meet the job requirements and the interceptor will be manufactured to that specification. The extension is incorporated into the production of the interceptor to produce a seamless, integral interceptor. A second method of providing an extension is a bolt on design. In this example, a top is manufactured out of the same material as the body. The extension is secured to the body by means of "C lock" devices bearing against its base flange, compressing the sealing gasket to complete the union. The regular lid is bolted to the extension top in the same manner as it would be to the body of a standard interceptor.

Cover Shrouds

In installations where the exact extension dimension required is unknown or where little notice has been provided to the installer advising of the need for an extension; integral and bolt on extensions are impractical due to the time necessary for their fabrication. MIFAB's nationwide network of manufacturer's representatives stock cover shrouds for immediate shipment to jobsites when these situations occur. The cover shroud is adjustable and is recessed into the slab to house the interceptor. Cover shrouds incorporate either standard or draw-off grease interceptors mounted on adjustable elevation cradles in either open or closed bottom housings with non-skid floor level lids. Cover shrouds are particularly important where below floor level installation of draw-off grease interceptors is required, because such models cannot be installed independently with tops at the finished floor level. Specify MIFAB MI-CS Series for use with the MI-G Series grease interceptors and MIFAB MI-CSD Series for use with the MI-G-SD and MI-G-SDH semi-automatic draw off grease interceptors.



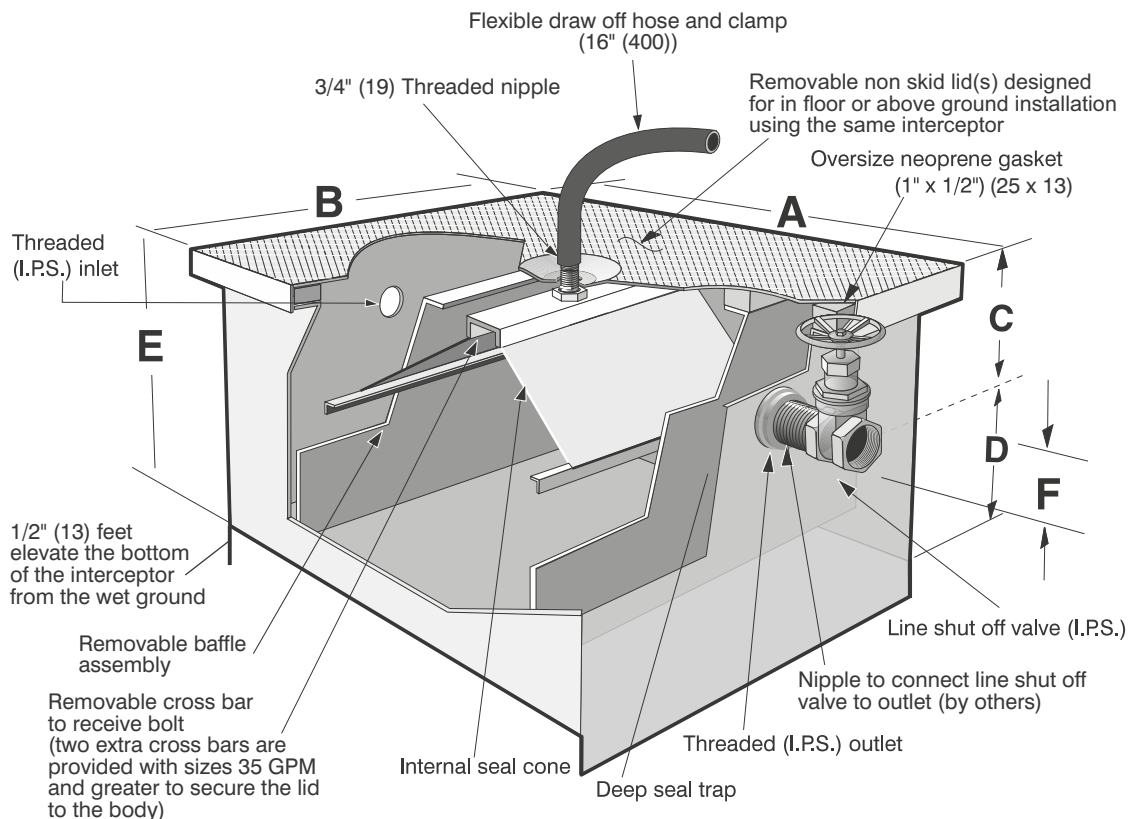
(MI-CS COVER SHROUD ILLUSTRATED)

MIFAB INTERCEPTOR SELECTION GUIDE (Cont'd)

Draw-off valve

All of MIFAB's semi-automatic grease interceptors are manufactured with draw-off valves and are preferred in areas where excessive amounts of grease accumulates because they make the cleaning process easier. The draw-off valve is a gate valve that is connected to the outlet of the interceptor via a pipe nipple. When the accumulated grease is ready to be drawn off, the pipe cap on the top of the interceptor is removed and the draw-off hose is attached with a hose clamp. After warming the interceptor with hot water from the fixture to liquefy the accumulated grease, the draw-off valve is closed to block water escaping through the outlet. Water from the fixture enters at a low flow rate to elevate the liquefied grease into the draw-off pyramid and through the hose to the disposal container. When clear water appears at the hose outlet, the draw-off valve is opened to drop the water level in the interceptor for normal operation. This method of cleaning is more sanitary than the typical manual method. Specify MIFAB Series MI-G-SD, MI-G-SDH and MI-G-L-SDH Series of semi-automatic grease interceptors.

INTERCEPTORS



(MI-G-SDH SEMI-AUTOMATIC GREASE INTERCEPTOR ILLUSTRATED)

HLA SERIES HIGH LEVEL ALARM

The purpose of the High Level Alarm is to monitor and send an audible and visual alarm when the interceptor's grease or oil capacity is approximately 75% full.

High level alarm systems can be installed on any MIFAB grease or oil interceptors to allow the customer to monitor grease and oil levels. This allows the interceptor to be maintained when required.

The -HLA option includes an alarm control box that is weatherproof rated NEMA 4/4X, 6' 120VAC power cord, 360° viewable alarm light, 85db @ 10' solid tone alarm, and a silence and test button that is to be mounted to the nearest structure. It also includes a float switch that is mounted inside the interceptor for oil or grease level detection and is connected to the alarm control box.

List Price for -HLA is \$9472.00

Note: The -HLA is not factory installed by MIFAB. It is shipped loose with the interceptor and is to be connected to the grease / oil interceptor on site.



ALARM CONTROL BOX



FLOAT SWITCH

HLA
SERIES

LD OPTION LEAK DETECTION

The purpose of the Leak Detection system is to monitor any leaks that may occur through the first wall of a double wall interceptor.

The Leak Detection system can only be used in a double wall construction. It is typically used in high risk applications where the seal of the interceptor needs to be monitored.

The Leak Detection option includes an alarm control box that is weatherproof rated NEMA 4/4X, 6' 120VAC power cord, 360° viewable alarm light, 85db @ 10' solid tone alarm, and a silence and test button that is to be mounted to the nearest structure. It also includes a pressure switch that is made from 316 stainless steel and is mounted inside the interceptor for oil or grease level detection and is connected to the alarm control box.

List Price for -LD is \$10,524.00

Note: The -LD is not factory installed by MIFAB. It is shipped loose with the interceptor and is to be connected to the grease / oil interceptor on site.



ALARM CONTROL BOX



LEAK DETECTION SWITCH

LD
OPTION

INTERCEPTORS

DS OPTION ENZYME DOSING PUMP

The purpose of the Enzyme Dosing pump is to release grease and bacteria eating enzymes into the grease interceptor to consume the accumulated grease.

The Enzyme Dosing pump can be ordered with any MIFAB grease interceptor. It is ideal for grease interceptors that are located in high volume kitchens.

The Enzyme Dosing pump includes a 120V fully automatic dosing pump with a programmable 24 hour timer and dosage run time. The system also includes 15' of Poly tubing.

List Price for ENZYME DOSING pump is \$3,820.00



DOSING PUMP

DS
OPTION

DS OPTIONAL VARIATIONS:

SUFFIX	DESCRIPTION	LIST PRICE
-5ENZ	Bacterial enzyme liquid (5 gallon bucket) (Part # is MI-G-DOS-E5)	\$ 4452.00
-BB	Timer battery backup operated	\$ 3896.00

MIFAB GREASE INTERCEPTOR INSTALLATION AND MAINTENANCE GUIDE

Installation Diagrams

Figures A2.5.1 through A2.5.5 are included to illustrate various grease interceptor installations normally encountered in domestic, commercial and institutional systems. These figures will serve as a guide to practical application of grease interceptors.

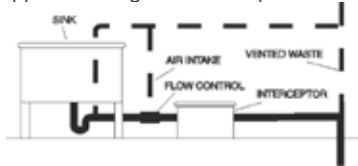


Fig. A2.5.1 Interceptor Serving Trapped and Vented Sink - Flow Control Air Intake Intersects Vent

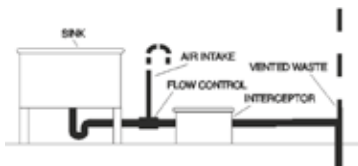


Fig. A2.5.2 Interceptor Serving Sink - Flow Control Air Intake Terminates in a Return Bend Above Flood Level

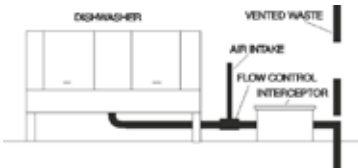


Fig. A2.5.3 Interceptor Serving Dishwasher - Flow Control Air Intake Terminates Above Flood Level

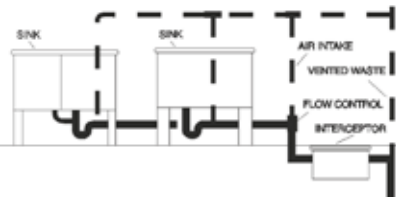


Fig. A2.5.4 Interceptor Serving Two Individually Trapped and Vented Sinks - Flow Control Air Intake Intersects Vent

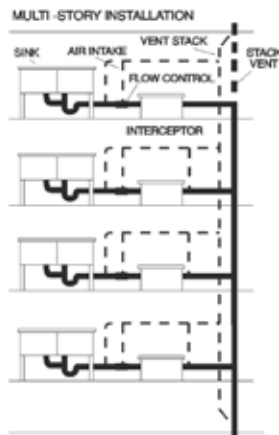


Fig. A2.5.5 Interceptor Serving Trapped and Vented Sinks - Flow Control Air Intakes Intersect Vent

INSTALLATION CONSIDERATIONS

Install interceptor as close as practical to fixture or fixtures being served, see figures A2.5.1 through A2.5.5. The interceptor may be set on the floor, partially recessed in the floor, with top flush with the floor, or fully recessed below the floor to suit piping and structural conditions. Anticipate sufficient clearance for removal of interceptor cover for cleaning. Avoid installation wherein long runs of pipe (exceeding 25 feet (7500)) are necessary to reach interceptor. This precaution will preclude the possibility of pipeline becoming clogged with congealed grease that will collect before reaching the grease interceptor. Do not install grease interceptor in waste line from garbage grinder. Garbage grinder waste must by-pass interceptor, for rapid accumulation of solid matter will greatly reduce grease interceptor efficiency preventing operation in compliance with rated capacity.

FLOW CONTROL

The flow control fitting furnished with PDI certified interceptors must be installed ahead of interceptor in the waste line beyond the last connection from the fixture and as close as possible to the underside of lowest fixture. When waste of two or more sinks or fixtures are combined to be served by one interceptor, a single flow control fitting should be used. Air intake for flow control may terminate under sink drain board as high as possible to prevent overflow or terminate in a return bend at the same height and on outside of building. When fixture is individually trapped and back-vented, air intake may intersect vent stack. All installation recommendations subject to approval of code authority.

VENTING

Grease interceptors must have a vented waste, sized in accordance with code requirements for venting traps to retain water seal and prevent siphoning.

MULTIPLE FIXTURE INSTALLATION

One interceptor to serve multiple fixtures is recommended only where fixtures are located close together. In such installations, each fixture should be individually trapped and back-vented.

MAINTENANCE

GENERAL CONSIDERATIONS

To obtain optimum operating efficiency of a properly sized and installed PDI certified grease interceptor, a regular schedule of maintenance must be adhered to. All PDI certified grease interceptors are furnished with manufacturer's operating and maintenance instructions, which must be followed to insure efficient satisfactory operation.

CLEANING

All grease interceptors must be cleaned regularly. The frequency of grease removal is dependent upon the capacity of the interceptor and the quantity of grease in the waste water. Grease removal intervals may therefore vary from once a week to once in several weeks. When the grease removal interval has been determined for a specific installation, regular cleaning at that interval is necessary to maintain the rated efficiency of the interceptor. After the accumulated grease and waste material has been removed, the interceptor should be thoroughly checked to make certain that inlet, outlet and air relief ports are clear of obstructions.

DISPOSITION OF INTERCEPTED MATERIALS

Grease and other waste matter that has been removed from the interceptor should not be introduced into any drain, sewer, or natural body of water. This waste matter should be placed in proper containers for disposal. Where recovery of grease is desired, it can be handled in a manner suitable to the authorities.

MIFAB INTERCEPTOR SELECTION GUIDE (Cont'd)

Dishwashers

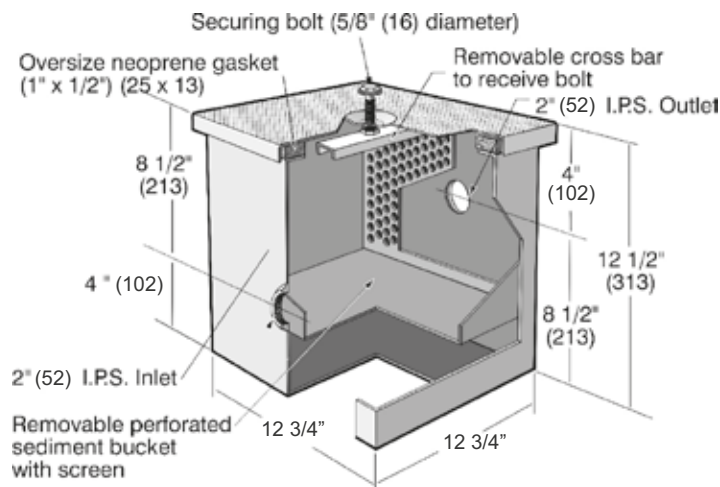
A separate grease interceptor is recommended for each commercial dishwasher. The size of the interceptor is determined by the GPM discharge rate of the dishwasher as specified by the manufacturer.

Floor Drains

Many local plumbing inspectors require that grease laden wastewater flowing into floor drains must flow through a grease interceptor before draining into the sanitary sewer system. In these instances, the flow control fitting must be installed underground, before the inlet to the interceptor, to moderate the flow from the floor drains and to ensure maximum performance. Consideration should be given to providing access to the flow control fitting in these installations for proper cleaning and maintenance. The MIFAB MI-CSD extended cover shroud is best used in these situations because it is long enough to house the grease interceptor and the flow control fitting beside the inlet. A hole can be cut into the lid of the cover shroud to allow the vent piping to connect to the top of the flow control fitting.

Solids interceptors

The interception and retention of solids cannot be overlooked. Materials such as lint, hair, grindings, ceramic waste, plaster, dental wastes, aquarium and other small gravel, jewels and precious metals are a few solids that should pass through a solids interceptor before entering the waste drain line. Deleterious solids should be intercepted to prevent clogging of the drainage lines and valuable materials require interception for retrieval. MIFAB manufactures a complete line of solids interceptors designed to handle any waterborne solids. Most often these interceptors replace the standard traps of the fixtures they serve. The solids interceptor with a low inlet and high outlet becomes the fixture trap. Solids interceptors are manufactured with easily removable strainers or sediment baskets that serve to retain the intercepted solids while allowing water to flow through. It is good engineering practice to specify a solids interceptor immediately before a grease interceptor so that all debris and solid wastes are caught in the solids interceptor before they enter the grease interceptor. This will ensure that the grease interceptor is not filled as quickly with solid wastes that will only impair its efficiency. In addition, most foul odors from grease interceptors are from rotting solids, not from the grease itself. Proper separation of these solids will reduce the odor problem typically experienced with grease interceptors filled with rotting solids. See MIFAB's MI-SOLID, MI-LINT, MI-HAIR and MI-FISH Series of solids interceptors.



(MI-SOLID-M ILLUSTRATED)

INTERCEPTORS

MIFAB OIL INTERCEPTOR SELECTION GUIDE

APPLICATION:

MIFAB® oil interceptors are designed for use in drain lines where oils, sediment and other volatile liquids are found. These drain lines may be from areas in parking garages, machine shops, service stations, aircraft hangars, industrial and manufacturing facilities.

DESIGN:

MIFAB® oil interceptors are designed to protect against water pollution by preventing oils and sediment in waste water from entering drain lines. The design allows intercepted oils to be drawn-off automatically for storage continuously during operation. Sediment should be removed from the interceptor at regular intervals.

SIZING:

1. Determine maximum volume of waste water in G.P.M. or L.P.M., by summing volumes of all discharging fixtures that may enter the drain lines at one time.
2. Select oil interceptor with flow rating equal to peak volume in G.P.M. or L.P.M. (see table on shop drawing.) Provide storage tank capable of handling the volume.

TYPICAL CODE REGULATIONS

Vehicle servicing. When an oil interceptor is installed in an automobile, truck, bus, or tractor garage or in a service station or repair shop with facilities for motor or transmission overhauling, it must have a minimum static water depth of 24 inches (600) below the invert of the interceptor outlet and a minimum static water capacity of 6 cubic feet.

This regulation applies to facilities where not more than three vehicles are serviced. For each additional vehicle up to and including ten, 1 cubic foot of static capacity shall be added. For each vehicle over ten, an additional 0.25 cubic foot shall be added.

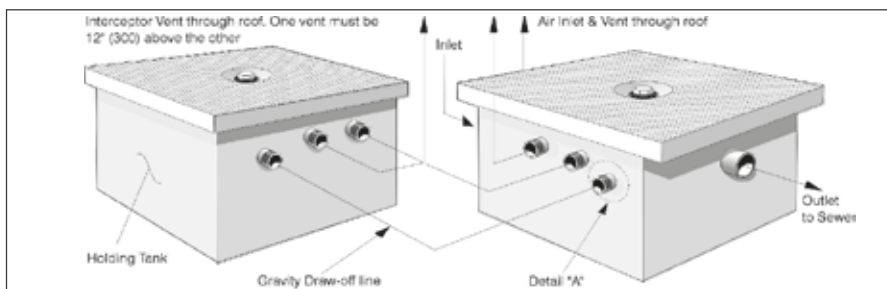
Vehicle storage and servicing. Where motor vehicles are serviced and stored, an oil interceptor shall be installed with a static water capacity of 1 cubic foot for every 100 square feet of area to be drained. The oil interceptor shall have a minimum static water level of 6 cubic feet.

Mechanical car washing. In facilities designed especially for mechanical washing of motor vehicles, a sand and gravel interceptor shall be installed to receive the waste water from all washing facilities. A minimum static water level of 2.5 feet and a minimum static water capacity of 50 cubic feet shall be maintained.

Where motor cleaning services are rendered at mechanical car washing facilities, an oil interceptor shall be installed in that section of the drainage system which receives waste water from this operation.

Vehicle storage. In motor vehicle storage facilities, a combination interceptor-drain shall be installed with a static water level of 1 gallon for every 100 square feet of area to be drained.

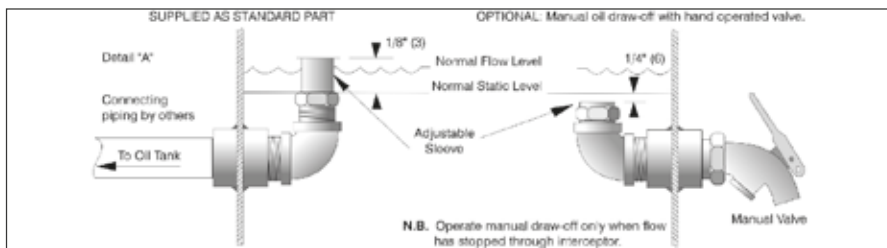
Manual car washing. In a one-car washing facility, a combination interceptor-drain shall be installed with a minimum static water capacity of 30 gallons.



GRAVITY OIL DRAW-OFF

DRAW-OFF CONNECTIONS

Connect to Holding Tank which must be vented



(Dimension) Denotes Millimetres

OIL DRAW-OFF

Oil draw-off funnel is adjustable to the gravity height of oil and gallon per minute flow. It leads in to oil discharge pipe, from which suitable disposal of oil can be made in the most economical way.

After interceptor is installed, establish operating water level by running water through interceptor at maximum flow rate expected. Adjust vertical draw-off pipe 1/8" (3) to 1/4" (6) above water line. Periodic checking of this level after interceptor is in operation will assure proper functioning of the oil draw-off. If drawn off oil contains any water, raise vertical draw-off pipe until only oil flows from interceptor.

MI-G HYDRO MECHANICAL GREASE INTERCEPTOR

MI-G

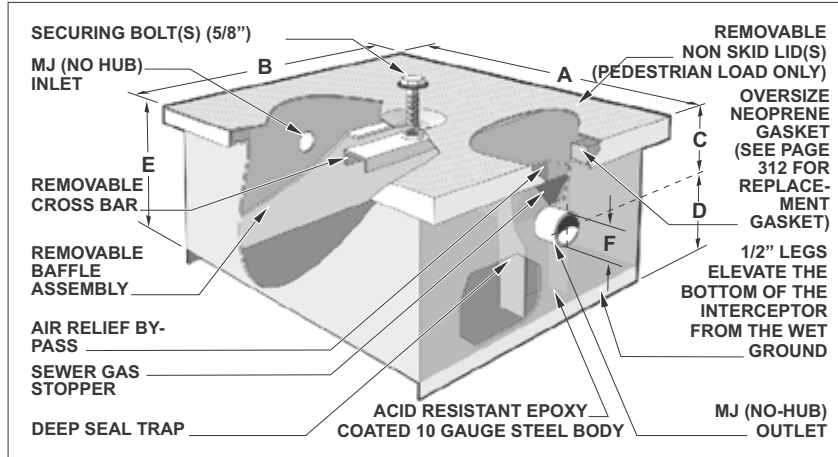
NOTE: MI-G and MI-G-L Series of grease interceptors are shipped with an external vented flow control fitting packed within interceptor.



FLC (No Hub) Flow Control Fitting (See page 287)

MIFAB is a recognized industry leader in the field of interceptor design and production.

As such, we offer a variety of specialized options and site-specific applications too numerous to list in this price guide. For features such as sacrificial anode packs, all stainless steel construction and a variety of other special features, please see our Engineering Catalog or consult your local code official.



MODEL NO.	US GPM	CAP. LBS.	LIQUID HOLDING CAP. (U.S.G.)	A IN	B IN	C IN	D IN	E IN	F IN	NO. OF LIDS	NO. OF BOLTS
MI-G-0	4	8	4.43	16.75	11.25	2.5	8.5	11.0	2	1	1
MI-G-1	7	14	6.00	17.75	13.75	3.5	8.5	12.0	2	1	1
MI-G-2	10	20	9.74	21.25	15.75	3.5	9.5	13.0	2	1	1
MI-G-3	15	30	13.59	23.75	15.75	3.5	11.5	15.0	2	1	1
MI-G-4	20	40	16.18	23.75	15.75	3.5	14.0	17.5	3	1	1
MI-G-5	25	50	23.34	27.75	18.75	3.5	14.0	17.5	3	1	1
MI-G-6	35	70	41.31	31.25	23.75	5.5	16.5	22.0	3	1	2 cross bars, 4 bolts
MI-G-7	50	100	46.82	31.25	23.75	5.5	18.5	24.0	3	1	2 cross bars, 4 bolts

NOTE: The "A" and "B" dimensions represent the largest dimension of the interceptor. Since the lid overhangs the body by 1/2" on all sides, deduct 1" from the stated dimensions in the charts above to determine the actual body length & width.

MODEL NUMBER	US GPM	LIST PRICE	SEDIMENT BUCKET "SB"	BOLT ON EXTENSION (PER 6") (ADD)	ADDITIONAL "C" UP TO 6" (ADD)	PER 1" OF "C" DIM. OVER 6" (ADD)	ANCHOR FLANGE "FL"	FLANGE & MEMBRANE CLAMP "FLM"	HEAVY DUTY REINFORCED LID "HD" 10,000 LBS. LIVE LOAD (ADD)	TILE RECESS (1/8") "TL" (ADD)
MI-G-0	4	\$2,285.00	\$1,623.00	\$6,170.00	\$3,709.00	\$151.00	\$1,117.00	\$1,486.00	\$4,503.00	\$4,589.00
MI-G-1	7	\$3,168.00	\$1,623.00	\$7,128.00	\$3,709.00	\$151.00	\$1,117.00	\$1,486.00	\$5,043.00	\$4,589.00
MI-G-2	10	\$3,727.00	\$1,623.00	\$7,466.00	\$4,161.00	\$208.00	\$1,298.00	\$1,562.00	\$6,506.00	\$4,643.00
MI-G-3	15	\$5,519.00	\$1,623.00	\$8,133.00	\$4,275.00	\$235.00	\$1,298.00	\$1,562.00	\$7,191.00	\$5,630.00
MI-G-4	20	\$6,753.00	\$1,663.00	\$8,764.00	\$4,275.00	\$265.00	\$1,401.00	\$1,562.00	\$7,530.00	\$6,296.00
MI-G-5	25	\$7,589.00	\$1,756.00	\$9,067.00	\$4,563.00	\$301.00	\$1,458.00	\$1,741.00	\$7,952.00	\$7,278.00
MI-G-6	35	\$9,378.00	\$1,880.00	\$9,877.00	\$5,109.00	\$330.00	\$1,533.00	\$1,809.00	\$10,942.00	\$8,932.00
MI-G-7	50	\$12,420.00	\$2,812.00	\$10,405.00	\$5,523.00	\$383.00	\$1,562.00	\$2,057.00	\$12,007.00	\$12,413.00

Suffix -DP for dosing pump - Add (\$4,393.00 all Models). Suffix -HLA, high level alarm - Add (\$10,894.00 all Models). Suffix -AL, aluminum lid - (MI-G-0 to MI-G-3, \$1,232.00), (MI-G-4 to MI-G-7, \$1,726.00). Suffix -T for threaded inlet and outlet connections - Add \$121.00 for 2", \$242.00 for 3". Suffix -AP for anode pack - \$2,536.00

MI-G-L HYDRO MECHANICAL GREASE INTERCEPTOR - LOW ROUGH-IN

MI-G-L

Sample box to be installed on outlet side of interceptor See page 313 for List Prices



Effluent Sample Box (SUFFIX - SMPB)



MODEL NO.	US GPM	CAP. LBS.	LIQUID HOLDING CAP. (U.S.G.)	A IN	B IN	C IN	D IN	E IN	F IN	NO. OF LIDS	NO. OF BOLTS
MI-G-L-20	20	40	16.76	34	24	4	7	11	3	1	4
MI-G-L-35	35	70	24.76	42	28	4	7	11	3	2	8
MI-G-L-50	50	100	29.33	46	30	4	7	11	3	2	8

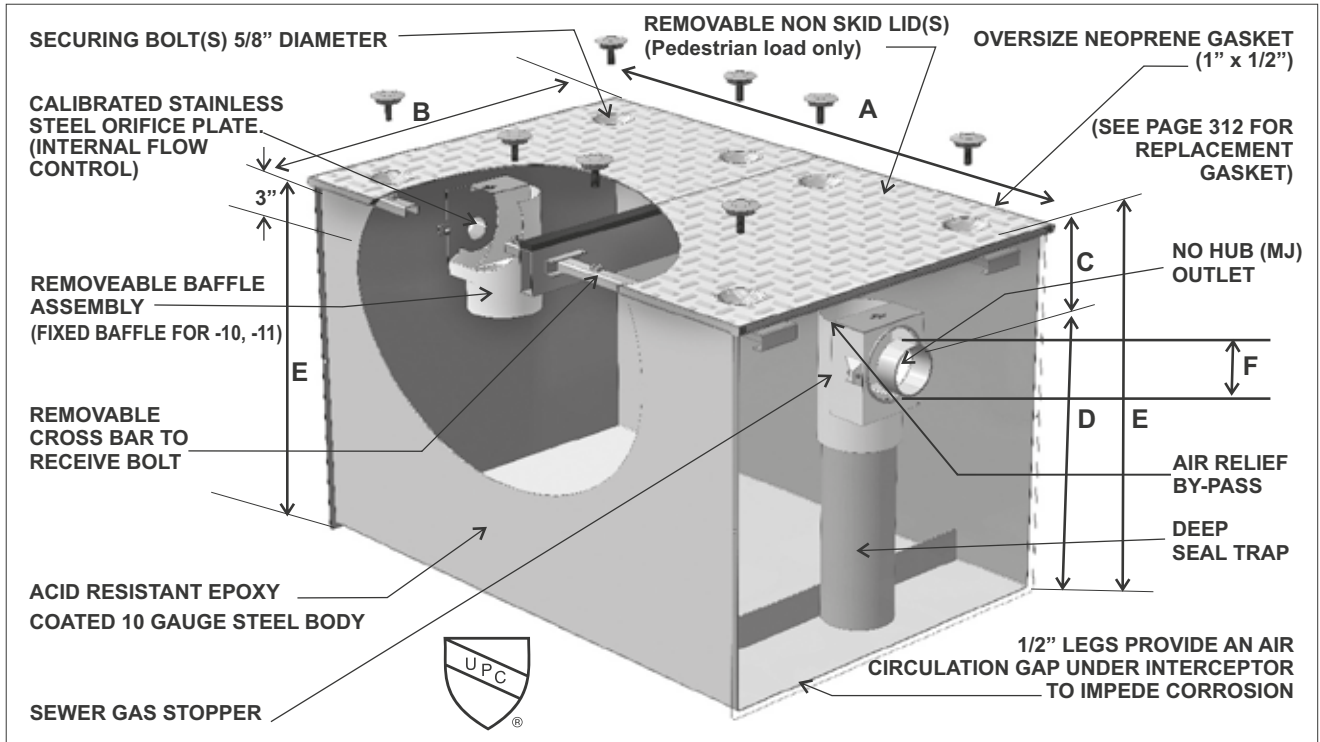
MODEL NUMBER	US GPM	LIST PRICE	SEDIMENT BUCKET "SB"	ANCHOR FLANGE "FL"	FLANGE & MEMBRANE CLAMP "FLM"	HEAVY DUTY REINFORCED LID "HD" 10,000 LBS. LIVE LOAD (ADD)
MI-G-L-20	20	\$9,107.00	\$1,286.00	\$1,446.00	\$1,612.00	\$13,864.00
MI-G-L-35	35	\$11,724.00	\$1,770.00	\$1,576.00	\$1,852.00	\$18,440.00
MI-G-L-50	50	\$19,866.00	\$1,822.00	\$1,609.00	\$2,132.00	\$23,725.00

NOTE: The "C" dimension is from the center of the inlet/outlet (invert) to the top of the interceptor. Inlet & outlet "C" dimensions are always the same.

INTERCEPTORS

XL-MI-G THE PERFORMERS: 75 TO 750 G.P.M. LARGE CAPACITY GREASE INTERCEPTOR

XL-MI-G



INTERCEPTORS

MIFAB® is a recognized industry leader in the field of interceptor design and production.

As such, we offer a variety of specialized options and site-specific applications too numerous to list in this price guide. For features such as sacrificial anode packs, all stainless steel construction and a variety of other special features, please see our Engineering Catalog or consult your local MIFAB® representative.

MODEL NO.	US GPM	CAP. LBS.	LIQUID HOLDING CAPACITY (U.S.G.)	A IN	B IN	C IN	D IN	E IN	F IN	NO. OF LIDS	NO. OF BOLTS
XL-MI-G-0	75	150	108.05	42	28	6	26	32	4	2	8
XL-MI-G-1	100	200	192.73	42	37	8	22	30	4	2	8
XL-MI-G-2	125	250	226.91	50	38	8	24	32	4	2	8
XL-MI-G-3	150	300	264.61	56	39	8	24	32	4	3	12
XL-MI-G-4	200	400	395.64	70	44	10	34	44	4	6	24
XL-MI-G-5	250	500	501.00	75	46	10	38	48	4	6	24
XL-MI-G-6	300	600	579.87	77	49	12	40	52	4	6	24
XL-MI-G-7	350	700	612.18	80	51	12	40	52	6	6	24
XL-MI-G-8	400	800	805.09	84	56	14	44	58	6	8	32
XL-MI-G-9	500	1000	1172.34	92	61	14	54	68	6	8	32
XL-MI-G-10	600	1200	1807.79	102	74	14	62	76	8	9	36
XL-MI-G-11	750	1500	2580.71	108	76	14	66	80	8	9	36

NOTE: The "A" and "B" dimensions represent the largest dimension of the interceptor. Since the lid overhangs the body by 1/2" on all sides, deduct 1" from the stated dimensions in the charts below to determine the actual body length & width.

NOTE: The "C" dimension is from the center of the inlet/outlet (invert) to the top of the interceptor. Inlet & outlet "C" dimensions are always the same.

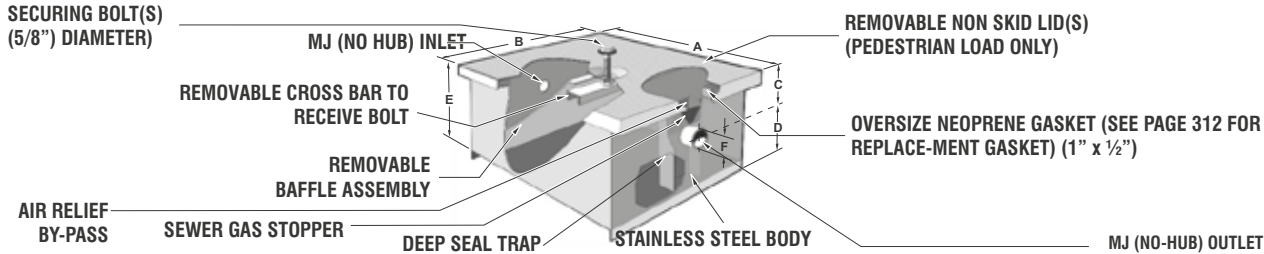
MODEL NUMBER	US GPM	LIST PRICE	SEDIMENT BUCKET "SB"	BOLT ON EXTENSION (PER 6") (ADD)	ADDITIONAL "C" UP TO 10" (ADD)	PER 1" OF "C" DIM. OVER "10" (ADD)	ANCHOR FLANGE "FL"	FLANGE & MEMBRANE CLAMP "FLM"	HEAVY DUTY REINFORCED LID "HD" 10,000 LBS. LIVE LOAD (ADD)
XL-MI-G-0	75	\$25,026.00	\$3,091.00	\$2,973.00	\$2,973.00	\$235.00	\$1,825.00	\$3,319.00	\$7,952.00
XL-MI-G-1	100	\$28,162.00	\$3,374.00	\$3,340.00	\$3,340.00	\$251.00	\$2,042.00	\$3,711.00	\$10,942.00
XL-MI-G-2	125	\$29,723.00	\$3,525.00	\$3,532.00	\$3,532.00	\$270.00	\$2,448.00	\$4,149.00	\$12,007.00
XL-MI-G-3	150	\$31,279.00	\$3,541.00	\$3,716.00	\$3,716.00	\$288.00	\$2,854.00	\$4,594.00	\$14,051.00
XL-MI-G-4	200	\$45,362.00	\$3,719.00	\$6,686.00	\$6,686.00	\$301.00	\$3,059.00	\$5,371.00	\$16,025.00
XL-MI-G-5	250	\$52,818.00	\$3,926.00	\$8,305.00	\$8,305.00	\$330.00	\$4,078.00	\$7,240.00	\$22,119.00
XL-MI-G-6	300	\$62,252.00	\$4,632.00	\$9,928.00	\$9,928.00	\$371.00	\$4,615.00	\$7,812.00	\$28,397.00
XL-MI-G-7	350	\$69,140.00	\$4,957.00	\$11,533.00	\$11,533.00	\$416.00	\$5,157.00	\$8,657.00	\$33,485.00
XL-MI-G-8	400	\$76,171.00	\$5,655.00	\$13,450.00	\$13,450.00	\$458.00	\$5,648.00	\$9,476.00	\$44,065.00
XL-MI-G-9	500	\$90,160.00	\$5,879.00	\$17,334.00	\$17,334.00	\$497.00	\$6,123.00	\$10,296.00	\$47,114.00
XL-MI-G-10	600	\$107,454.00	\$6,673.00	\$20,378.00	\$20,378.00	\$652.00	\$7,411.00	\$10,615.00	\$55,586.00
XL-MI-G-11	750	\$122,268.00	\$7,411.00	\$24,086.00	\$24,086.00	\$930.00	\$9,263.00	\$14,824.00	\$74,109.00

Suffix -DP for dosing pump - Add (\$4,393.00 all Models). Suffix -HLA, high level alarm - Add (\$10,894.00 all Models).

Suffix -AL, aluminum lid(s) - Add (\$4,884.00 all other Models). Suffix -T for threaded inlet and outlet connections - Add \$121.00 for 2", \$242.00 for 3", \$483.00 for 4", \$604.00 for 6" and \$725.00 for 8". Suffix -AP for anode pack - \$2,536.00

MI-G-SS 4 TO 50 G.P.M. STAINLESS STEEL GREASE INTERCEPTOR

MI-G-SS



MODEL NO.	US GPM	CAP. LBS.	LIQUID HOLDING CAP. (U.S.G.)	A IN	B IN	C IN	D IN	E IN	F IN	NO. OF LIDS	NO. OF BOLTS
MI-G-0-SS	4	8	4.43	16.75	11.25	2.5	8.5	11.0	2	1	1
MI-G-1-SS	7	14	6.00	17.75	13.75	3.5	8.5	12.0	2	1	1
MI-G-2-SS	10	20	9.74	21.25	15.75	3.5	9.5	13.0	2	1	1
MI-G-3-SS	15	30	13.59	23.75	15.75	3.5	11.5	15.0	2	1	1
MI-G-4-SS	20	40	16.18	23.75	15.75	3.5	14.0	17.5	3	1	1
MI-G-5-SS	25	50	23.34	27.75	18.75	3.5	14.0	17.5	3	1	1
MI-G-6-SS	35	70	41.31	31.25	23.75	5.5	16.5	22.0	3	1	4
MI-G-7-SS	50	100	46.82	31.25	23.75	5.5	18.5	24.0	3	1	4

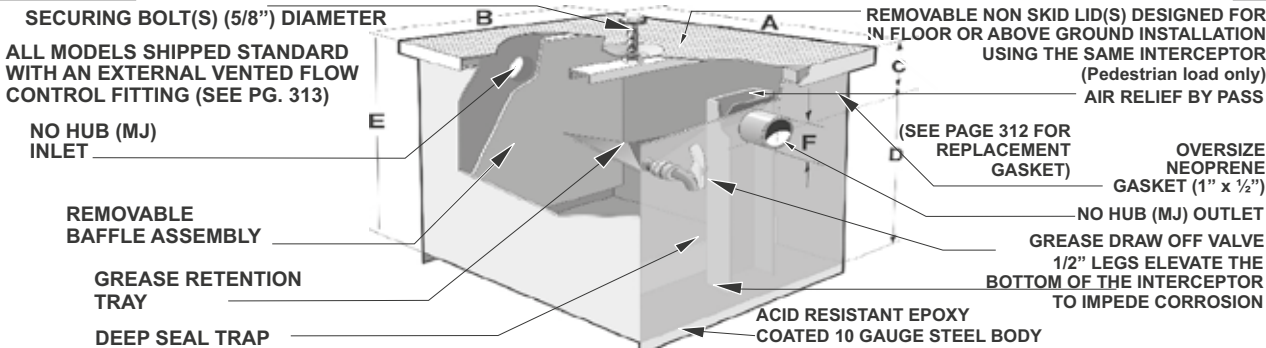
NOTE: The "A" and "B" dimensions represent the largest dimension of the interceptor. Since the lid overhangs the body by 1/2" on all sides, deduct 1" from the stated dimensions in the charts above to determine the actual body length & width.

MODEL NUMBER	US GPM	LIST PRICE	SEDIMENT BUCKET "SB"	BOLT ON EXTENSION (PER 6") (ADD)	ADDITIONAL "C" UP TO 6" (ADD)	PER 1" OF "C" DIM. OVER 6" (ADD)	ANCHOR FLANGE "FL"	FLANGE & MEMBRANE CLAMP "FLM"	HEAVY DUTY REINFORCED LID "HD" 10,000 LBS. LIVE LOAD (ADD)	TILE RECESS 1/8" "TL" (ADD)
MI-G-0-SS	4	\$5,711.00	\$3,505.00	\$10,696.00	\$10,696.00	\$516.00	\$3,249.00	\$3,908.00	\$11,232.00	\$4,589.00
MI-G-1-SS	7	\$7,928.00	\$3,505.00	\$10,696.00	\$10,696.00	\$516.00	\$3,249.00	\$3,908.00	\$12,581.00	\$4,589.00
MI-G-2-SS	10	\$9,313.00	\$3,505.00	\$10,401.00	\$10,401.00	\$516.00	\$3,249.00	\$3,908.00	\$13,523.00	\$4,643.00
MI-G-3-SS	15	\$13,797.00	\$3,505.00	\$10,686.00	\$10,686.00	\$583.00	\$3,249.00	\$3,908.00	\$14,551.00	\$5,630.00
MI-G-4-SS	20	\$16,884.00	\$3,585.00	\$10,686.00	\$10,686.00	\$658.00	\$3,498.00	\$3,907.00	\$15,404.00	\$6,296.00
MI-G-5-SS	25	\$18,967.00	\$3,798.00	\$11,391.00	\$11,391.00	\$745.00	\$3,651.00	\$4,349.00	\$16,262.00	\$7,278.00
MI-G-6-SS	35	\$23,444.00	\$4,062.00	\$12,771.00	\$12,771.00	\$826.00	\$3,824.00	\$4,693.00	\$17,972.00	\$8,932.00
MI-G-7-SS	50	\$31,047.00	\$6,071.00	\$13,814.00	\$13,814.00	\$963.00	\$3,908.00	\$5,144.00	\$18,831.00	\$12,413.00

Suffix -DP for dosing pump - Add (\$4,393.00 all Models). Suffix -HLA, high level alarm - Add (\$10,894.00 all Models). Suffix -AL, aluminum lid - (MI-G-0-SS to MI-G-3-SS, \$1,232.00), (MI-G-4-SS to MI-G-7-SS, \$1,726.00). Suffix -T for threaded inlet and outlet connections - Add \$242.00 for 2", \$483.00 for 3"

MI-G-SD 7 TO 75 G.P.M. GREASE INTERCEPTOR WITH DRAW OFF VALUE

MI-G-SD



MIFAB is a recognized industry leader in the field of interceptor design and production. As such, we offer a variety of specialized options and site-specific applications too numerous to list in this price guide. For features such as sacrificial anode packs, all stainless steel construction and a variety of other special features, please see our Engineering Catalog or consult your local MIFAB representative.

MODEL NO.	US GPM	CAP. LBS.	LIQUID HOLDING CAP. (U.S.G.)	A IN	B IN	C IN	D IN	E IN	F IN	NO. OF LIDS	NO. OF BOLTS
MI-G-SD-1	7	14	6.00	17.75	13.75	3.5	8.5	12.0	2	1	1
MI-G-SD-2	10	20	9.74	21.25	15.75	3.5	9.5	13.0	2	1	1
MI-G-SD-3	15	30	13.59	23.75	15.75	3.5	11.5	15.0	2	1	1
MI-G-SD-4	20	40	16.18	23.75	15.75	3.5	14.0	17.5	3	1	1
MI-G-SD-5	25	50	23.34	27.75	18.75	3.5	14.0	17.5	3	1	1
MI-G-SD-6	35	70	41.31	31.25	23.75	5.5	16.5	22.0	3	1	4
MI-G-SD-7	50	100	46.82	31.25	23.75	5.5	18.5	24.0	3	1	4
MI-G-SD-8	75	150	108.05	42	28	6	26	32	4	2	8

NOTE: The "A" and "B" dimensions represent the largest dimension of the interceptor. Since the lid overhangs the body by 1/2" on all sides, deduct 1" from the stated dimensions in the charts above to determine the actual body length & width.

NOTE: The "C" dimension is from the center of the inlet/outlet (invert) to the top of the interceptor. Inlet & outlet "C" dimensions are always the same.

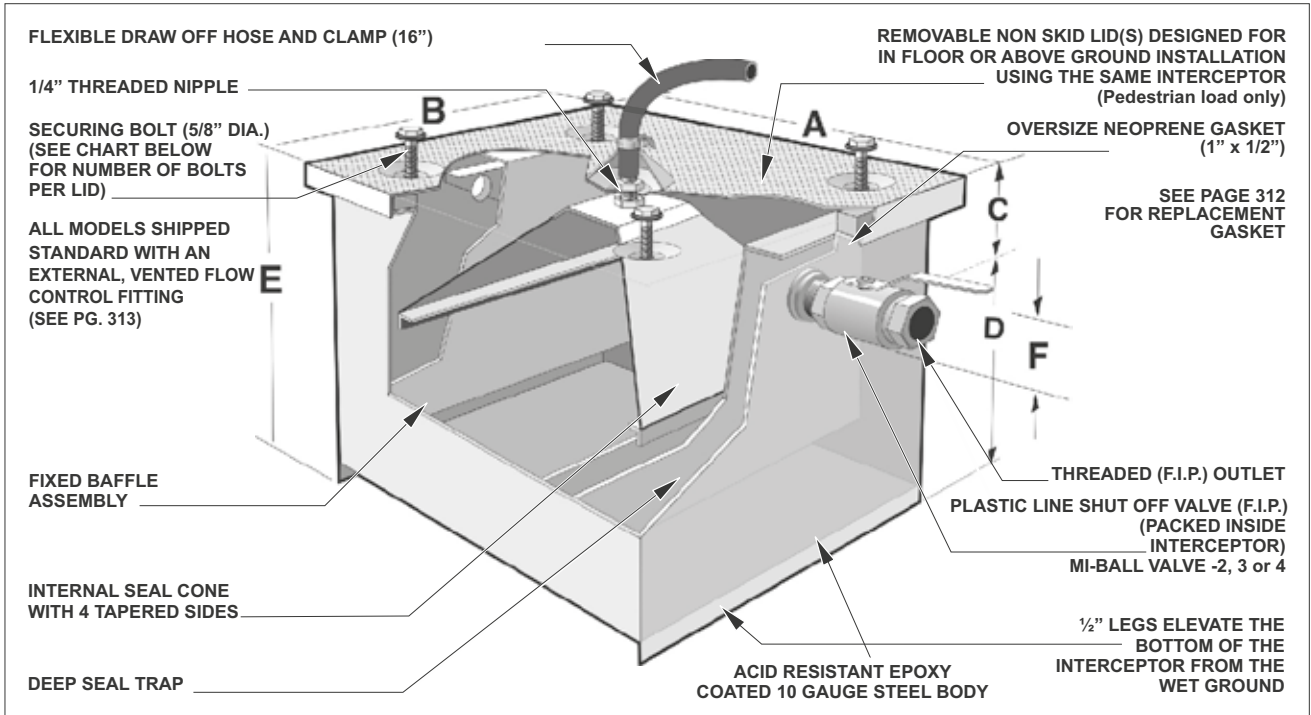
MODEL NUMBER	US GPM	LIST PRICE	SEDIMENT BUCKET "SB"	TILE RECESS 1/8" "TL" (ADD)	ADD FOR COVER SHROUD (MI-CSD) (ADD)	ANCHOR FLANGE "FL"	FLANGE & MEMBRANE CLAMP "FLM"	HEAVY DUTY REINFORCED LID "HD" 10,000 LBS. LIVE LOAD (ADD)
MI-G-SD-1	7	\$4,545.00	\$1,623.00	\$4,589.00	\$6,659.00	\$1,117.00	\$1,486.00	\$6,353.00
MI-G-SD-2	10	\$6,019.00	\$1,623.00	\$4,643.00	\$7,565.00	\$1,298.00	\$1,562.00	\$6,506.00
MI-G-SD-3	15	\$6,810.00	\$1,623.00	\$5,630.00	\$8,412.00	\$1,298.00	\$1,562.00	\$7,191.00
MI-G-SD-4	20	\$8,367.00	\$1,663.00	\$6,296.00	\$8,699.00	\$1,401.00	\$1,562.00	\$7,530.00
MI-G-SD-5	25	\$10,344.00	\$1,756.00	\$7,278.00	\$9,044.00	\$1,458.00	\$1,741.00	\$7,952.00
MI-G-SD-6	35	\$11,591.00	\$1,880.00	\$8,932.00	\$9,723.00	\$1,533.00	\$1,809.00	\$10,942.00
MI-G-SD-7	50	\$13,790.00	\$2,812.00	\$12,413.00	\$10,037.00	\$1,562.00	\$2,057.00	\$12,007.00
MI-G-SD-8	75	\$16,967.00	\$3,167.00	\$13,340.00	\$12,345.00	\$1,872.00	\$3,419.00	\$12,374.00

Suffix -DP for dosing pump - Add (\$4,393.00 all Models). Suffix -HLA, high level alarm - Add (\$10,894.00 all Models). Suffix -AL, aluminum lid - (MI-G-SD-1 to MI-G-SD-4, \$1,232.00), (MI-G-SD-5 to MI-G-SD-8, \$1,726.00). Suffix -T for threaded inlet and outlet connections - Add \$121.00 for 2", \$242.00 for 3", \$483.00 for 4". Suffix -AP for anode pack - \$2,536.00

MI-G-SDH (With Draw-off Hose) SEMI AUTOMATIC 7 TO 50 G.P.M. GREASE INTERCEPTOR

MI-G-SDH

INTERCEPTORS



MODEL NO.	US GPM	CAP. LBS.	LIQUID HOLDING CAPACITY (U.S.G.)	A IN	B IN	C IN	D IN	E IN	F IN	NO. OF LIDS	NO. OF BOLTS
MI-G-SDH-1	7	14	8.44	20.25	16.25	3.5	8.5	12	2	1	10
MI-G-SDH-2	10	20	13.00	23.75	18.25	3.5	9.5	13	2	1	12
MI-G-SDH-3	15	30	18.28	26.75	18.25	3.5	11.5	15	2	1	14
MI-G-SDH-4	20	40	21.33	26.25	18.25	3.5	14	17.5	3	1	14
MI-G-SDH-5	25	50	29.43	30.25	21.25	3.5	14	17.5	3	1	16
MI-G-SDH-6	35	70	50.00	33.75	26.25	5.5	16.5	22	3	1	18
MI-G-SDH-7	50	100	56.67	33.75	26.25	5.5	18.5	24	3	1	18

NOTE: The "A" and "B" dimensions represent the largest dimension of the interceptor. Since the lid overhangs the body by 1/2" on all sides, deduct 1" from the stated dimensions in the charts below to determine the actual body length & width.

MODEL NUMBER	US GPM	LIST PRICE	ADD FOR COVER SHROUD (MI-CSD) (ADD)	BOLT ON EXTENSION (PER 6") (ADD)	ADDITIONAL "C" UP TO 6" (ADD)	ANCHOR FLANGE "-FL"	FLANGE AND MEMBRANE CLAMP "-FLM"
MI-G-SDH-1	7	\$8,109.00	\$6,659.00	\$7,128.00	\$3,709.00	\$1,117.00	\$1,486.00
MI-G-SDH-2	10	\$9,588.00	\$7,565.00	\$7,466.00	\$4,161.00	\$1,298.00	\$1,562.00
MI-G-SDH-3	15	\$10,215.00	\$8,412.00	\$8,133.00	\$4,275.00	\$1,298.00	\$1,562.00
MI-G-SDH-4	20	\$13,132.00	\$8,699.00	\$8,764.00	\$4,275.00	\$1,401.00	\$1,562.00
MI-G-SDH-5	25	\$15,231.00	\$9,044.00	\$9,067.00	\$4,563.00	\$1,458.00	\$1,741.00
MI-G-SDH-6	35	\$15,630.00	\$9,723.00	\$9,877.00	\$5,109.00	\$1,533.00	\$1,809.00
MI-G-SDH-7	50	\$17,845.00	\$10,037.00	\$10,405.00	\$5,523.00	\$1,562.00	\$2,057.00

Suffix -DP for dosing pump - Add (\$4,393.00 all Models). Suffix -HLA, high level alarm - Add (\$10,894.00 all Models). Suffix -AL, aluminum lid - (MI-G-SDH-1 to MI-G-SDH-3, \$1,232.00), (MI-G-SDH-4 to MI-G-SDH-7, \$1,726.00) Suffix -AP for anode pack - \$2,536.00

MODEL NO.	US GPM	CAP. LBS.	LIQUID HOLDING CAPACITY (U.S.G.)	A IN	B IN	C IN	D IN	E IN	F IN	NO. OF LIDS	NO. OF BOLTS
MI-G-L-SDH-20	20	40	20.13	36.5	26.5	4	7	11	3	1	18
MI-G-L-SDH-35	35	70	28.84	44.5	30.5	4	7	11	3	1	18
MI-G-L-SDH-50	50	100	33.77	48.5	32.5	4	7	11	3	1	18

NOTE: The "C" dimension is from the center of the inlet/outlet (invert) to the top of the interceptor. Inlet & outlet "C" dimensions are always the same.

MODEL NUMBER	US GPM	LIST PRICE	ANCHOR FLANGE "-FL"	FLANGE & MEMBRANE CLAMP "-FLM"
MI-G-L-SDH-20	20	\$15,149.00	\$1,446.00	\$1,612.00
MI-G-L-SDH-35	35	\$21,358.00	\$1,576.00	\$1,852.00
MI-G-L-SDH-50	50	\$26,198.00	\$1,609.00	\$2,132.00

MI-CS

COVER SHROUDS for 4 to 100 US G.P.M PDI GREASE INTERCEPTORS

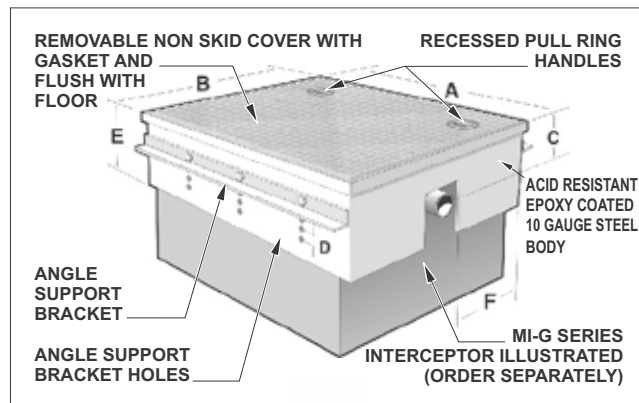
MI-CS

The shroud provides support for the interceptor and adjustability of the inlet and outlet dimensions to match drainage piping where necessary. The shroud can be set in the slab at the time of pouring. The shroud is secured and suspended in the slab by its anchoring flanges. The interceptor is easily accessible for cleaning and inspection simply by removing the cover that sits flush with the floor.

MI-CS FOR MI-G SERIES GREASE INTERCEPTORS

MODEL NO.	USE WITH INTERCEPTOR	A IN	B IN	C IN	D IN	E IN	F IN
MI-CS-4	MI-G-0	21.75	16.25	5	1.00	11.75	4.25
MI-CS-7	MI-G-1	22.75	18.75	6	1.00	11.75	5.50
MI-CS-10	MI-G-2	26.25	20.75	6	1.00	11.75	6.25
MI-CS-15	MI-G-3	28.75	20.75	6	1.00	11.75	6.25
MI-CS-20	MI-G-4	28.75	20.75	6	1.25	14.75	6.25
MI-CS-25	MI-G-5	32.75	23.75	6	1.25	14.75	7.00
MI-CS-35	MI-G-6	36.25	28.75	8	1.25	14.75	8.75
MI-CS-50	MI-G-7	36.25	28.75	8	1.25	14.75	8.75
MI-CS-75*	XL-MI-G-0	47	33	8	1.25	14.75	9.50
MI-CS-100*	XL-MI-G-1	47	42	8	1.25	14.75	9.50

NOTE: *75 & 100 GPM require 2 lids.



MODEL NUMBER	LIST PRICE	TILE RECESS 1/8" "TL" (ADD)	ANCHOR FLANGE "FL"	FLANGE & MEMBRANE CLAMP "FLM"	HEAVY DUTY REINFORCED LID "HD" 10,000 LB.S LIVE LOAD (ADD)
MI-CS-4	\$5,246.00	\$4,589.00	\$1,117.00	\$1,486.00	\$4,503.00
MI-CS-7	\$6,010.00	\$4,589.00	\$1,117.00	\$1,486.00	\$5,043.00
MI-CS-10	\$6,263.00	\$4,643.00	\$1,298.00	\$1,562.00	\$6,506.00
MI-CS-15	\$6,703.00	\$5,630.00	\$1,298.00	\$1,562.00	\$7,191.00
MI-CS-20	\$7,135.00	\$6,296.00	\$1,401.00	\$1,562.00	\$7,530.00
MI-CS-25	\$7,320.00	\$7,278.00	\$1,458.00	\$1,741.00	\$7,952.00
MI-CS-35	\$7,284.00	\$8,932.00	\$1,533.00	\$1,809.00	\$10,942.00
MI-CS-50	\$8,072.00	\$12,413.00	\$1,562.00	\$2,057.00	\$12,007.00
MI-CS-75	\$9,626.00	\$13,340.00	\$1,825.00	\$3,419.00	\$12,835.00
MI-CS-100	\$11,107.00	\$14,085.00	\$2,042.00	\$3,710.00	\$13,100.00

MI-CS Series supplied with one interior & one exterior angle support bracket per side. Interior angle bracket to support interceptor (purchased separately), exterior angle bracket to form anchor flange.

NOTE: The "C" dimension is with the support brackets in the top set of holes. Increase this dimension by "D" for each set of holes the support brackets are moved down, to a maximum of five sets.

Suffix -AL, aluminum lid - (MI-CS-4 to MI-CS-15, \$1,627.00), (MI-CS-20 to MI-CS-100, \$2,545.00). Suffix -AP for anode pack - \$2,536.00

INTERCEPTORS

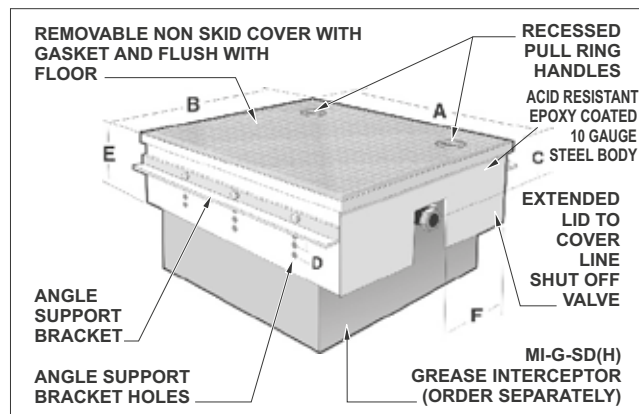
MI-CSD

FOR MI-G-SD(H) SERIES DRAW-OFF GREASE INTERCEPTORS

MI-CSD

MODEL NO.	USE WITH INTERCEPTOR	A IN	B IN	C IN	D IN	E IN	F IN
MI-CSD-7	MI-G-SD(H)-1	32.75	18.75	6	1.00	11.75	5.50
MI-CSD-10	MI-G-SD(H)-2	36.25	20.75	6	1.00	11.75	6.25
MI-CSD-15	MI-G-SD(H)-3	38.75	20.75	6	1.00	11.75	6.25
MI-CSD-20	MI-G-SD(H)-4	38.75	20.75	6	1.25	14.75	6.25
MI-CSD-25	MI-G-SD(H)-5	42.75	23.75	6	1.25	14.75	7.00
MI-CSD-35	MI-G-SD(H)-6	46.25	28.75	8	1.25	14.75	8.75
MI-CSD-50	MI-G-SD(H)-7	46.25	28.75	8	1.25	14.75	8.75
MI-CSD-75*	MI-G-SD(H)-8	47.00	33	8	1.25	14.75	9.50

NOTE: *75 & 100 GPM requires 2 lids.



MODEL NUMBER	LIST PRICE	TILE RECESS 1/8" "TL" (ADD)	ANCHOR FLANGE "FL"	FLANGE & MEMBRANE CLAMP "FLM"	HEAVY DUTY REINFORCED LID "HD"
MI-CSD-7	\$6,930.00	\$4,648.00	\$1,117.00	\$1,486.00	\$5,043.00
MI-CSD-10	\$7,565.00	\$4,654.00	\$1,298.00	\$1,562.00	\$6,506.00
MI-CSD-15	\$8,412.00	\$5,630.00	\$1,298.00	\$1,562.00	\$7,191.00
MI-CSD-20	\$8,699.00	\$6,296.00	\$1,401.00	\$1,562.00	\$7,530.00
MI-CSD-25	\$9,044.00	\$7,278.00	\$1,458.00	\$1,741.00	\$7,952.00
MI-CSD-35	\$9,723.00	\$8,932.00	\$1,533.00	\$1,809.00	\$10,942.00
MI-CSD-50	\$10,037.00	\$12,413.00	\$1,562.00	\$2,057.00	\$12,007.00
MI-CSD-75	\$11,441.00	\$13,340.00	\$1,872.00	\$3,419.00	\$12,835.00

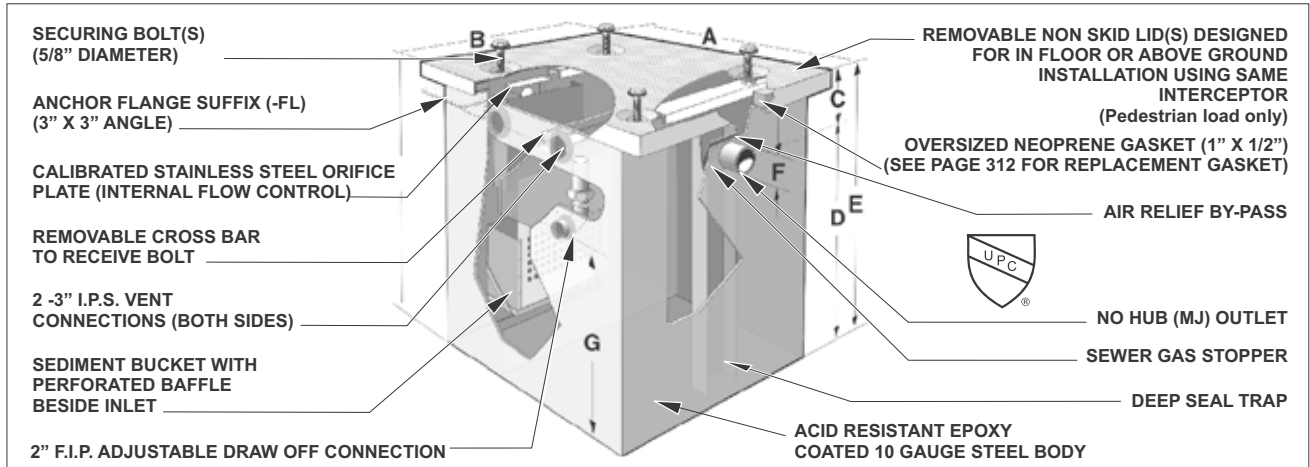
MI-CS Series supplied with one interior & one exterior angle support bracket per side. Interior angle bracket to support Interceptor (purchased separately), exterior angle bracket to form anchor flange.

NOTE: The "C" dimension is with the support brackets in the top set of holes. Increase this dimension by "D" for each set of holes the support brackets are moved down, to a maximum of five sets.

Suffix -AL, aluminum lid - (MI-CSD-7 to MI-CSD-20, \$1,954.00), (MI-CSD-25 to MI-CSD-75, \$2,930.00). Suffix -AP for anode pack - \$2,536.00

MI-O 10 to 500 US G.P.M. OIL INTERCEPTOR

MI-O



INTERCEPTORS

NOTE: Optional holding tank (SUFFIX-HT) may be required. Holding tank is same size as interceptor. Check with local code authorities.

MIFAB is a recognized industry leader in the field of interceptor design and production. As such, we offer a variety of specialized options and site-specific applications too numerous to list in this price guide. For features such as sacrificial anode packs, all stainless steel construction and a variety of other special features, please see our Engineering Catalog or consult your local MIFAB representative.

MODEL NO.	US GPM	LIQUID HOLDING CAPACITY		A	B	C	D	E	F	G	NO. OF LIDS	NO. OF BOLTS
		U.S.G.	CU.FT.	IN	IN	IN	IN	IN	IN	IN		
MI-O-A	10	9.73	1.30	21.25	15.75	3.5	9.5	13	2	4	1	1
MI-O-B	15	13.59	1.82	23.75	15.75	3.5	11.5	15	2	6	1	1
MI-O-C	20	20.07	2.68	23.75	15.75	3.5	14	17.5	3	8	1	1
MI-O-1	25	55.15	7.37	28	22	6	26	32	3	19	1	4
MI-O-2	35	74.67	9.98	34	24	6	26	32	3	19	1	4
MI-O-3	50	80.76	10.80	34	24	6	28	34	3	21	1	4
MI-O-4	75	165.68	22.15	48	34	8	28	36	4	21	2	8
MI-O-5	100	185.21	24.76	51	36	8	28	36	4	21	2	8
MI-O-6	125	195.17	26.09	53	36	8	28	36	4	21	2	8
MI-O-7	150	214.30	28.65	58	36	10	28	38	4	21	3	12
MI-O-8	200	308.57	41.25	68	38	10	32	42	4	25	6	24
MI-O-9	250	426.39	57.00	74	40	12	38	50	4	31	6	24
MI-O-10	300	549.71	73.49	78	44	12	40	52	4	33	6	24
MI-O-11	350	621.30	83.06	80	46	12	40	52	6	33	6	24
MI-O-12	400	664.52	88.83	82	48	12	42	54	6	35	6	24
MI-O-13	450	690.91	92.36	84	50	12	42	54	6	35	6	24
MI-O-14	500	781.82	104.51	86	52	12	46	58	6	39	6	24

NOTE: The "A" and "B" dimensions represent the largest dimension of the interceptor. Since the lid overhangs the body by 1/2" on all sides, deduct 1" from the stated dimensions in the charts below to determine the actual body length & width.

NOTE: The "C" dimension is from the center of the inlet/outlet (invert) to the top of the interceptor. Inlet & outlet "C" dimensions are always the same.

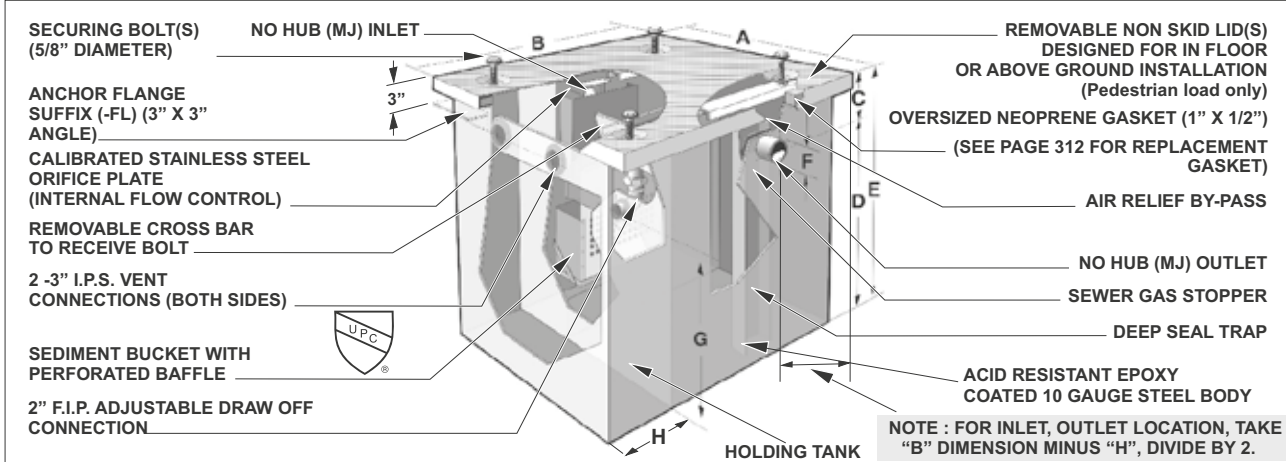
MODEL NUMBER	US GPM	LIST PRICE	BOLT ON EXTENSION (PER 6") (ADD)	MI-O-A to MI-O-3 ADDITIONAL "-C" UP TO 6" (ADD)	PER 1" OF "C" DIM. OVER 6" (ADD) OVER 10" FOR MI-O-4 AND LARGER	ANCHOR FLANGE "-FL"	FLANGE & MEMBRANE CLAMP "-FLM"	HEAVY DUTY REINFORCED LID "-HD" 10,000 LBS. LIVE LOAD (ADD)	HOLDING TANK "-HT" (ADD)
				UP TO 10" "C" FOR MI-O-4 & LARGER					
MI-O-A	10	\$5,091.00	\$4,764.00	\$4,764.00	\$208.00	\$1,298.00	\$1,562.00	\$5,412.00	\$2,760.00
MI-O-B	15	\$6,985.00	\$4,827.00	\$4,827.00	\$235.00	\$1,298.00	\$1,562.00	\$5,819.00	\$3,598.00
MI-O-C	20	\$8,443.00	\$4,963.00	\$4,963.00	\$265.00	\$1,401.00	\$1,562.00	\$6,161.00	\$4,356.00
MI-O-1	25	\$9,170.00	\$5,109.00	\$5,109.00	\$301.00	\$1,458.00	\$1,741.00	\$6,506.00	\$4,722.00
MI-O-2	35	\$11,149.00	\$5,300.00	\$5,300.00	\$330.00	\$1,533.00	\$1,809.00	\$7,191.00	\$5,732.00
MI-O-3	50	\$14,996.00	\$6,326.00	\$6,326.00	\$383.00	\$1,562.00	\$2,057.00	\$7,530.00	\$7,721.00
MI-O-4	75	\$25,973.00	\$3,563.00	\$3,563.00	\$235.00	\$1,702.00	\$3,083.00	\$7,952.00	\$13,388.00
MI-O-5	100	\$28,162.00	\$3,716.00	\$3,716.00	\$251.00	\$1,904.00	\$3,451.00	\$10,942.00	\$14,535.00
MI-O-6	125	\$32,856.00	\$3,864.00	\$3,864.00	\$270.00	\$2,282.00	\$3,864.00	\$12,007.00	\$16,899.00
MI-O-7	150	\$34,876.00	\$4,015.00	\$4,015.00	\$288.00	\$2,659.00	\$4,275.00	\$14,051.00	\$17,966.00
MI-O-8	200	\$49,269.00	\$5,743.00	\$5,743.00	\$301.00	\$2,849.00	\$4,998.00	\$16,025.00	\$25,317.00
MI-O-9	250	\$57,055.00	\$7,467.00	\$7,467.00	\$330.00	\$3,805.00	\$6,481.00	\$22,119.00	\$29,414.00
MI-O-10	300	\$64,605.00	\$9,076.00	\$9,076.00	\$371.00	\$4,302.00	\$7,271.00	\$28,397.00	\$33,305.00
MI-O-11	350	\$72,106.00	\$10,751.00	\$10,751.00	\$416.00	\$4,794.00	\$8,057.00	\$33,485.00	\$37,189.00
MI-O-12	400	\$85,423.00	\$12,542.00	\$12,542.00	\$458.00	\$5,092.00	\$8,562.00	\$38,562.00	\$42,811.00
MI-O-13	450	\$90,912.00	\$14,637.00	\$14,637.00	\$481.00	\$5,394.00	\$9,074.00	\$44,065.00	\$48,918.00
MI-O-14	500	\$96,400.00	\$16,743.00	\$16,743.00	\$497.00	\$5,696.00	\$9,588.00	\$47,114.00	\$53,996.00

Suffix -HLA, high level alarm - Add **\$10,894.00** all Models). Suffix -AL, aluminum lid - (MI-O-A to MI-O-3, **\$1,627.00**), (MI-O-4 to MI-O-8, **\$2,930.00**), MI-O-9 to MI-O-14, **\$4,884.00**). Suffix -T for threaded inlet and outlet connections - Add **\$121.00** for 2", **\$242.00** for 3", **\$483.00** for 4", **\$604.00** for 6". Suffix -AP for anode pack - **\$2,536.00**

MI-O-HU

10 to 500 US G.P.M. OIL INTERCEPTOR WITH INTEGRAL OIL STORAGE TANK

MI-O-HU



MIFAB is a recognized industry leader in the field of interceptor design and production.

As such, we offer a variety of specialized options and site-specific applications too numerous to list in this price guide. For features such as sacrificial anode packs, all stainless steel construction and a variety of other special features, please see our Engineering Catalog or consult your local MIFAB representative.

Optional high level alarm: **Suffix -HLA**, high level alarm - Add **(\$10,894.00** all Models). **Suffix -AL**, aluminum lid - (MI-O-HU-A to MI-O-HU-3, **\$2,930.00**), (MI-O-HU-4 to MI-O-HU-8, **\$4,069.00**), (MI-O-HU-9 to MI-O-HU-14, **\$6,510.00**). **Suffix -T** for threaded inlet and outlet connections - Add **\$121.00** for 2", **\$242.00** for 3", **\$483.00** for 4", **\$604.00** for 6". **Suffix -AP** for anode pack - **\$2,536.00**

MODEL NO.	US GPM	INTERCEPTOR LIQUID HOLDING CAPACITY (U.S.G.)	A IN	B IN	C IN	D IN	E IN	F IN	G IN	H IN	HOLDING TANK CAP.			TOTAL OPERATING LBS.	NO. OF LIDS	NO. OF BOLTS
											CU. FT. of liquid	Lbs. of liquid	U.S.G. of liquid			
MI-O-HU-A	10	10.66	24	26	4	9	13	2	4	10	1.2	74.93	8.98	326.12	1	4
MI-O-HU-B	15	15.06	26	26.50	4	11	15	2	6	10	1.64	102.40	12.27	400.08	1	4
MI-O-HU-C	20	18.08	26	26.50	4	13.50	17.5	3	8	10	1.92	119.88	14.36	457.50	1	4
MI-O-HU-1	25	63.12	29	46	4.5	25.5	30	3	20	21.5	8.69	542.60	65.00	1466.71	2	8
MI-O-HU-2	35	100.23	37	44.5	5	26	31	3	20.5	15.5	8.16	509.51	61.04	1880.36	4	16
MI-O-HU-3	50	163.07	43	65.5	6	26	32	3	20.5	26.0	15.65	977.19	117.06	3087.07	4	16
MI-O-HU-4	75	201.89	49	65	9.5	26.5	36	4	20.5	22.5	16.27	1015.90	121.70	3513.86	4	16
MI-O-HU-5	100	302.91	58	90	9.5	26.5	36	4	20.5	37	31.78	1984.34	237.71	5866.90	9	36
MI-O-HU-6	125	344.42	62	90	12	28	40	4	22	37	35.97	2245.97	269.06	6580.28	9	36
MI-O-HU-7	150	356.85	66	76	14	30	44	4	24	28	31.11	1942.51	232.70	6536.30	9	36
MI-O-HU-8	200	452.72	73.25	90	17.5	30.5	48	4	24.5	36.5	46.39	2896.59	347.00	8803.22	9	36
MI-O-HU-9	250	588.97	73.25	90	15.5	35.5	51	4	29.5	31	46.65	2912.83	348.94	9997.11	9	36
MI-O-HU-10	300	814.82	94.875	86	15.5	36.5	52	6	29.5	23.5	46.16	2882.23	345.28	12312.77	9	36
MI-O-HU-11	350	1066.06	100.875	94	16.5	43.5	60	6	36.5	30.5	76.01	4746.06	568.55	16624.95	9	36
MI-O-HU-12	400	1109.11	107.875	91	17	43	60	6	36	28.5	75.17	4693.61	562.27	17052.63	9	36
MI-O-HU-13	450	1113.05	118.875	83	17	43	60	6	36	26.0	75.70	4726.71	566.24	17236.29	9	36
MI-O-HU-14	500	1240.03	118.875	83	20	46	66	6	39	24.0	74.75	4667.39	559.13	18483.51	9	36

NOTE: The "A" and "B" dimensions represent the largest dimension of the interceptor. Since the lid overhangs the body by 1/2" (13) on all sides, deduct 1" (25) from the stated dimensions in the charts below to determine the actual body length & width.

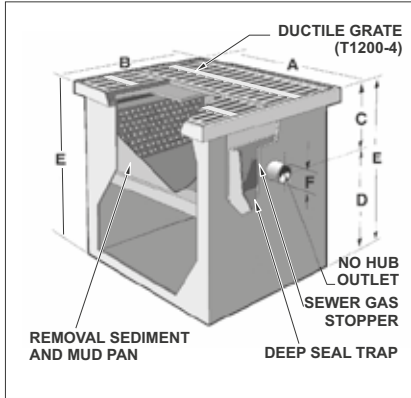
NOTE: The "C" dimension is from the center of the inlet/outlet (invert) to the top of the interceptor. Inlet & outlet "C" dimensions are always the same.

MODEL NUMBER	US GPM	LIST PRICE	BOLT ON EXTENSION (PER 6") (ADD)	MI-O-HU-A to MI-O-HU-3	PER 1" OF "C" DIM.	ANCHOR FLANGE "FL"	FLANGE & MEMBRANE CLAMP "FLM"	HEAVY DUTY REINFORCED LID "HD" 10,000 LBS. LIVE LOAD (ADD)	DOUBLE WALL (ADD) DESIGN
				ADDITIONAL "C" UP TO 6" (ADD) UP TO 10" "C" FOR MI-O-HU-4 & LARGER	OVER "6" (ADD) OVER 10" FOR MI-O-HU-4 AND LARGER				
MI-O-HU-A	10	\$7,635.00	\$7,152.00	\$7,152.00	\$298.00	\$1,941.00	\$2,335.00	\$8,628.00	\$7,620.00
MI-O-HU-B	15	\$10,474.00	\$7,240.00	\$7,240.00	\$361.00	\$1,941.00	\$2,335.00	\$9,166.00	\$10,669.00
MI-O-HU-C	20	\$12,665.00	\$7,458.00	\$7,458.00	\$411.00	\$2,103.00	\$2,335.00	\$9,705.00	\$12,193.00
MI-O-HU-1	25	\$13,751.00	\$7,658.00	\$7,658.00	\$447.00	\$2,195.00	\$2,602.00	\$10,240.00	\$13,716.00
MI-O-HU-2	35	\$16,708.00	\$7,944.00	\$7,944.00	\$488.00	\$2,283.00	\$2,696.00	\$10,784.00	\$16,766.00
MI-O-HU-3	50	\$22,488.00	\$9,490.00	\$9,490.00	\$575.00	\$2,335.00	\$3,082.00	\$11,334.00	\$22,862.00
MI-O-HU-4	75	\$38,960.00	\$5,343.00	\$5,343.00	\$361.00	\$2,569.00	\$4,643.00	\$11,914.00	\$39,624.00
MI-O-HU-5	100	\$42,265.00	\$5,572.00	\$5,572.00	\$380.00	\$2,877.00	\$5,180.00	\$16,427.00	\$42,854.00
MI-O-HU-6	125	\$49,246.00	\$5,805.00	\$5,805.00	\$411.00	\$3,418.00	\$5,805.00	\$18,007.00	\$50,294.00
MI-O-HU-7	150	\$52,301.00	\$6,027.00	\$6,027.00	\$431.00	\$3,989.00	\$6,417.00	\$21,082.00	\$53,082.00
MI-O-HU-8	200	\$73,882.00	\$8,628.00	\$8,628.00	\$447.00	\$4,258.00	\$7,496.00	\$24,049.00	\$74,647.00
MI-O-HU-9	250	\$85,585.00	\$11,196.00	\$11,196.00	\$500.00	\$5,716.00	\$9,705.00	\$33,163.00	\$87,088.00
MI-O-HU-10	300	\$96,909.00	\$13,625.00	\$13,625.00	\$575.00	\$6,454.00	\$10,927.00	\$42,594.00	\$99,530.00
MI-O-HU-11	350	\$111,268.00	\$16,124.00	\$16,124.00	\$635.00	\$7,191.00	\$12,078.00	\$50,239.00	\$110,589.00
MI-O-HU-12	400	\$127,467.00	\$18,816.00	\$18,816.00	\$687.00	\$7,635.00	\$12,745.00	\$57,837.00	\$127,177.00
MI-O-HU-13	450	\$146,393.00	\$21,944.00	\$21,944.00	\$721.00	\$8,081.00	\$13,623.00	\$66,105.00	\$145,147.00
MI-O-HU-14	500	\$161,623.00	\$25,124.00	\$25,124.00	\$754.00	\$8,561.00	\$14,378.00	\$70,693.00	\$160,353.00

Suffix -HLA, high level alarm - Add **(\$10,894.00** all Models). **Suffix -AL**, aluminum lid - (MI-O-HU-A to MI-O-HU-3, **\$2,930.00**), (MI-O-HU-4 to MI-O-HU-8, **\$4,069.00**), (MI-O-HU-9 to MI-O-HU-14, **\$6,510.00**). **Suffix -T** for threaded inlet and outlet connections - Add **\$121.00** for 2", **\$242.00** for 3", **\$483.00** for 4", **\$604.00** for 6". **Suffix -AP** for anode pack - **\$2,536.00**

MI-OS MI-OS OIL/SEDIMENT INTERCEPTOR

MI-OS



Note: GPM flow rate is based on pipe size

MODEL NO.	SLUDGE CAP. LBS.	GRATE FREE AREA	NO. OF GRATES	A IN	B IN	C IN	D IN	E IN	F IN	LIQUID HOLDING CAP. USG	LIQUID HOLDING CAP. CU. FT.
MI-OS-1	12	49	1	24.375	12.5	4.5	10.5	15.0	2	12	1.6
MI-OS-2	60	131	2	24.375	24.5	7.625	17.625	25.25	4	40	6.13
MI-OS-3	100	262	3	36.625	24.375	11	22	33	4	77	10.25
MI-OS-4	200	393	4	48.750	24.375	11	22	33	4	103	15.8
MI-OS-5	300	524	8	48.750	48.675	11	22	33	4	193.33	29.7

MODEL NUMBER	LIST PRICE	ADDITIONAL "C" UP TO 6" (ADD)	PER 1" OF "C" DIM. OVER "6" (ADD)	ANCHOR FLANGE "-FL"	FLANGE & MEMBRANE CLAMP "-FLM"	Heavy Duty Solid Traffic Cover (10,000 lbs. max. live load) "-SC"
MI-OS-1	\$3,348.00	\$561.00	\$85.00	\$698.00	\$963.00	\$628.00
MI-OS-2	\$9,029.00	\$841.00	\$127.00	\$963.00	\$1,448.00	\$1,251.00
MI-OS-3	\$12,831.00	\$1,113.00	\$181.00	\$1,212.00	\$1,825.00	\$2,042.00
MI-OS-4	\$19,012.00	\$1,676.00	\$265.00	\$1,594.00	\$2,345.00	\$2,721.00
MI-OS-5	\$25,098.00	\$2,213.00	\$351.00	\$2,103.00	\$3,096.00	\$3,593.00

Suffix: -DI - No hub inlet connection - \$121.00 for 2" and \$483.00 for 4" Located opposite side of outlet

INTERCEPTORS

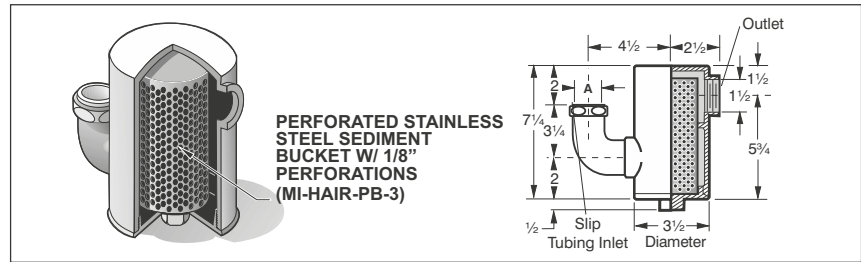
MI-HAIR

LAVATORY MOUNTED HAIR & SEDIMENT INTERCEPTOR

MI-HAIR

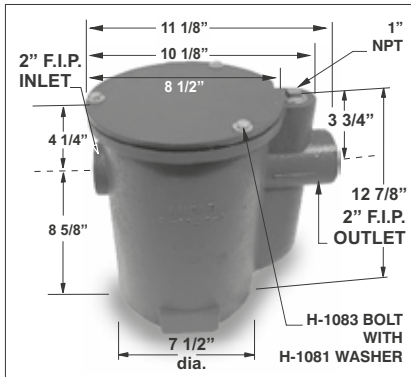


MODEL NO.	LIST PRICE (Cast Iron)	SHIPPING WEIGHT LBS.	CHROME PLATED (-49) (Add)	REPLACEMENT SS BUCKET "-SSB" (ADD)	POLISHED BRASS "-2" (Add)
MI-HAIR	\$1199.00	6	\$589.00	\$259.00	\$706.00



MI-SOLID-S SUSPENDED SEDIMENT and SOLIDS INTERCEPTOR


MI-SOLID-S



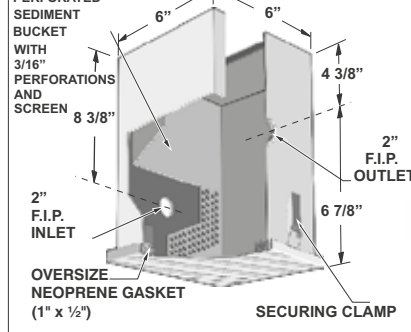
MODEL NUMBER	US GPM	LIST PRICE	STAINLESS STEEL BODY "-SS" (ADD)	REPLACEMENT BUCKET "-SB" (ADD)	STAINLESS STEEL MESH ON BUCKET "-SSM" (ADD)
MI-SOLID-S	15	\$1,291.00	\$1,627.00	\$522.00	\$405.00
MI-SOLID-LB	15	\$4,516.00	\$1,627.00	\$522.00	\$405.00
MI-SOLID-M	20	\$1,296.00	\$2,240.00	\$1,234.00	\$446.00
MI-SOLID-L	30	\$4,624.00	\$2,987.00	\$2,093.00	\$728.00

Note: The MI-SOLID-S has an internal sediment bucket with 1/8" perforations. The MI-SOLID-M and MI-SOLID-L have 3/16" perforations in their sediment buckets.


MI-SOLID-L



MI-SOLID-LB

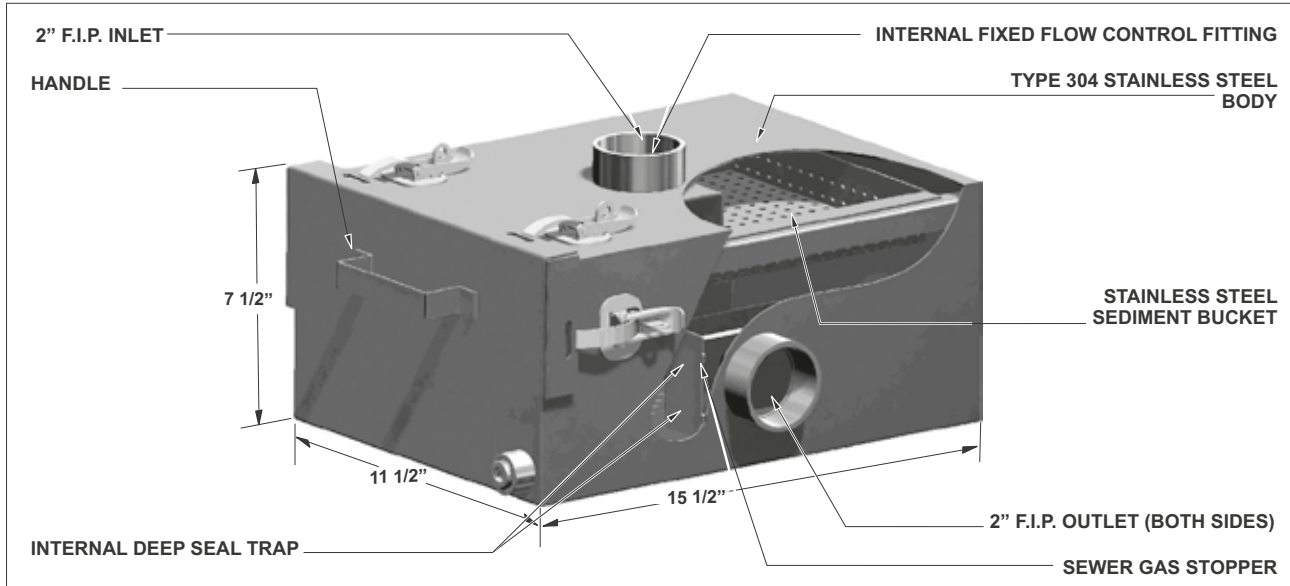


MI-SOLID-M



MI-SOLID-SA SIDE ACCESS SOLIDS INTERCEPTOR

MI-SOLID-SA



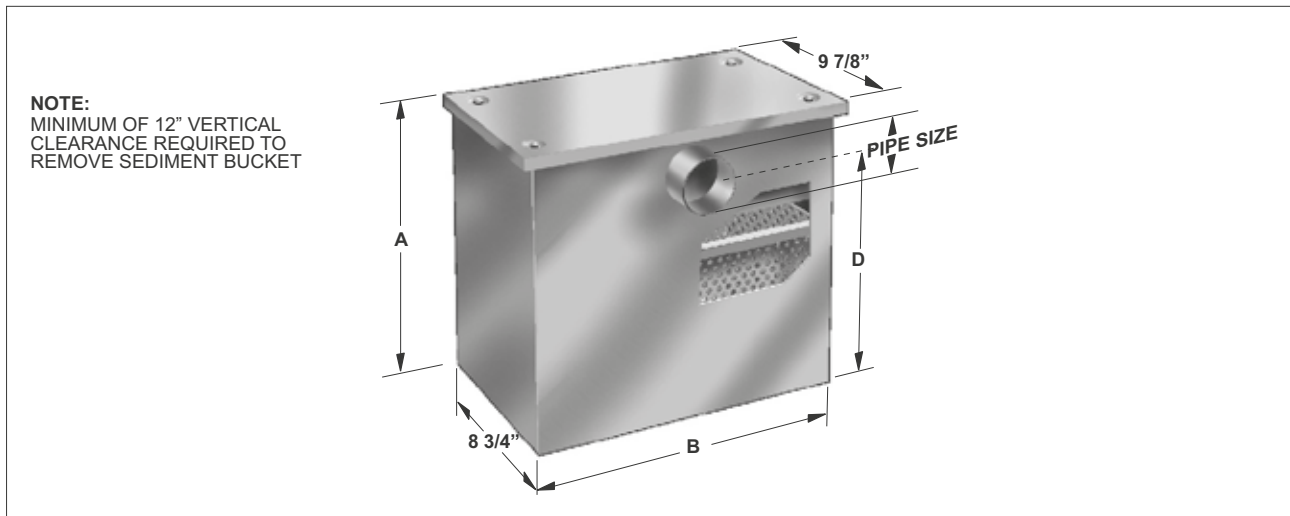
MODEL NO	CAPACITY GPM	SHIPPING WEIGHT LBS	LIST PRICE
MI-SOLID-SA	35	22	\$ 7,498.00

MODEL NUMBER	US GPM	LIST PRICE	"-RB"	"-SSM"	"-6"	"-RL"
MI-SOLID-SA	35	\$7,498.00	\$2,586.00	\$984.00	\$394.00	\$449.00

INTERCEPTORS

MI-SOLID-TA TOP ACCESS SOLIDS INTERCEPTOR

MI-SOLID-TA

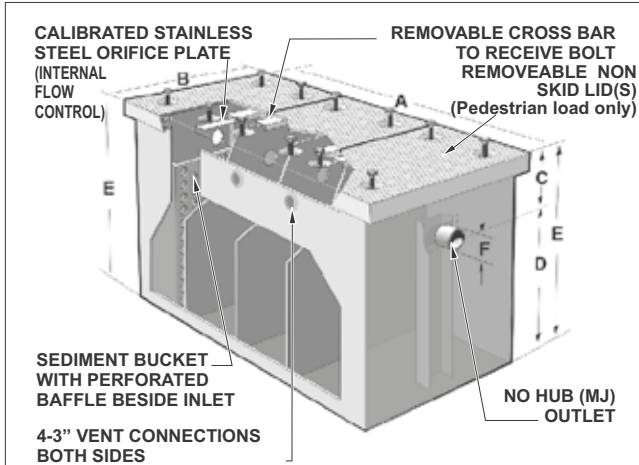


NOTE:
MINIMUM OF 12" VERTICAL CLEARANCE REQUIRED TO REMOVE SEDIMENT BUCKET

MODEL NUMBER	US GPM	LIST PRICE EPOXY COATED MILD STEEL	LIST PRICE STAINLESS STEEL "-304 SS"	REPLACEMENT S.S. BUCKET "-RB" (ADD)	MODEL NO.	PIPE SIZE	A IN	B IN	C IN	D IN
MI-SOLID-TA-0	4	\$1,769.00	\$2,749.00	\$953.00	MI-SOLID-TA-0	2"	11"	9 7/8"	2.5"	8 1/2"
MI-SOLID-TA-1	7	\$1,811.00	\$2,920.00	\$997.00	MI-SOLID-TA-1	2"	12"	11 7/8"	3.5"	8 1/2"
MI-SOLID-TA-2	10	\$1,904.00	\$3,144.00	\$1,090.00	MI-SOLID-TA-2	2"	13"	14"	3.5"	9 1/2"
MI-SOLID-TA-3	15	\$2,094.00	\$3,544.00	\$1,221.00	MI-SOLID-TA-3	2"	15"	16 3/4"	3.5"	11 1/2"
MI-SOLID-TA-4	20	\$2,267.00	\$3,854.00	\$1,318.00	MI-SOLID-TA-4	3"	17 1/2"	17 1/4"	3.5"	14"
MI-SOLID-TA-5	25	\$2,517.00	\$4,484.00	\$1,538.00	MI-SOLID-TA-5	3"	17 1/2"	19 7/8"	3.5"	14"
MI-SOLID-TA-6	35	\$2,719.00	\$5,027.00	\$1,723.00	MI-SOLID-TA-6	3"	22"	22 1/2"	5.5"	16 1/2"
MI-SOLID-TA-7	50	\$2,973.00	\$5,663.00	\$1,925.00	MI-SOLID-TA-7	3"	24"	22 1/2"	5.5"	18 1/2"
MI-SOLID-TA-8	75	\$3,283.00	\$6,345.00	\$2,037.00	MI-SOLID-TA-8	4"	32"	22 1/2"	6"	26"
MI-SOLID-TA-9	100	\$4,137.00	\$7,230.00	\$2,415.00	MI-SOLID-TA-9	4"	35"	24 3/8"	7"	28"
MI-SOLID-TA-10	125	\$4,271.00	\$7,520.00	\$2,645.00	MI-SOLID-TA-10	4"	39"	24 3/8"	8"	31"
MI-SOLID-TA-11	150	\$4,359.00	\$7,748.00	\$2,875.00	MI-SOLID-TA-11	4"	43"	24 3/8"	9"	34"

MI-SAND SAND AND GRIT INTERCEPTORS

MI-SAND



Note: GPM flow rate is based on pipe size

MODEL NO.	LIQUID HOLDING Cap. USG	A IN	B IN	C IN	D IN	E IN	F IN	NO. OF LIDS / BOLTS	
MI-SAND-1	323	60	36	22	38	60	4	3	12
MI-SAND-2	405	72	36	22	38	60	4	3	12
MI-SAND-3	540	96	36	22	38	60	6	4	16
MI-SAND-4	608	108	36	22	38	60	6	5	20
MI-SAND-5	700	120	36	22	38	60	6	5	20
MI-SAND-6	810	144	36	22	38	60	8	6	24
MI-SAND-7	1013	180	36	22	38	60	8	8	32

NOTE: The "C" dimension is from the center of the inlet/outlet (invert) to the top of the interceptor. Inlet & outlet "C" dimensions are always the same.

NOTE: The "A" and "B" dimensions represent the largest dimension of the interceptor. Since the lid overhangs the body by 1/2" on all sides, deduct 1" from the stated dimensions in the charts about to determine the actual body length & width

INTERCEPTORS

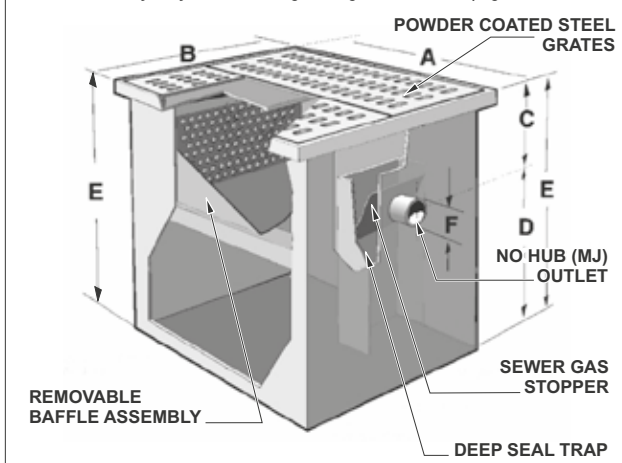
MODEL NUMBER	LIQUID HOLDING CAP. USG	LIST PRICE	Bolt on Extension (Per 6") (Add)	Additional "-C" Up to 6" (Add)	Per 1" of "C" Dim. over "6" (Add)	Anchor Flange "-FL"	Flange & Membrane Clamp "-FLM"	Heavy Duty Reinforced Lid "-HD" 10,000 Lb.s Live Load (Add)
MI-SAND-1	323	\$38,263.00	\$1,168.00	\$1,168.00	\$181.00	\$1,676.00	\$2,593.00	\$1,501.00
MI-SAND-2	405	\$56,439.00	\$1,435.00	\$1,435.00	\$239.00	\$1,916.00	\$2,966.00	\$1,884.00
MI-SAND-3	540	\$75,576.00	\$2,069.00	\$2,069.00	\$330.00	\$3,830.00	\$3,985.00	\$2,755.00
MI-SAND-4	608	\$77,349.00	\$2,517.00	\$2,517.00	\$390.00	\$4,308.00	\$5,932.00	\$3,142.00
MI-SAND-5	700	\$84,366.00	\$2,870.00	\$2,870.00	\$419.00	\$4,785.00	\$6,300.00	\$3,416.00
MI-SAND-6	810	\$87,015.00	\$3,467.00	\$3,467.00	\$481.00	\$5,743.00	\$7,782.00	\$3,766.00
MI-SAND-7	1013	\$103,613.00	\$3,830.00	\$3,830.00	\$570.00	\$7,177.00	\$9,632.00	\$4,724.00

Suffix -AL, for aluminum lid, Add (\$4,884.00 each Model). Suffix -AP for anode pack - \$2,536.00. Suffix -T for threaded inlet and outlet connections - Add \$121.00 for 2", \$242.00 for 3", \$483.00 for 4", \$604.00 for 6" and \$725.00 for 8"

MI-SD SEDIMENT DRAIN INTERCEPTOR

MI-SD

Note: For heavy duty, traffic rated grates, go to MI-OS on page 212



Note: GPM flow rate is based on pipe size

MODEL NO.	STATIC CAP. USG	CAP USG	A IN	B IN	C IN	D IN	E IN	F IN	NO. OF GRATES
MI-SD-1	3.5	12	12	14	4.5	10.5	15	2	1
MI-SD-2	6.5	23	16	20.75	7.5	12.5	20	3	1
MI-SD-3	22	77	20.5	27.0	7.625	17.625	25.25	3	1
MI-SD-4	30	105	20.5	27.0	10	23	33	3	1
MI-SD-5	55	193	24.375	24.5	10	22	32	3	2
MI-SD-6	100	350	48.625	24.5	10	22	32	3	4
MI-SD-7	140	438	48.625	30.5	11	27	38	4	6
MI-SD-8	214	665	60.50	36.5	11	27	38	4	9
MI-SD-9	330	910	72.625	36.5	11	27	38	4	9
MI-SD-10	374	1155	96.625	36.5	15	29	44	4	12

NOTE: The "A" and "B" dimensions represent the largest dimension of the interceptor. Since the lid overhangs the body by 1/2" on all sides, deduct 1" from the stated dimensions in the charts above to determine the actual body length & width.

NOTE: For solid cover, specify -SC. This product a no hub inlet connection (same size as outlet) (No Add).

MODEL NUMBER	US GPM	LIST PRICE	ADDITIONAL "-C" UP TO 6" (ADD)	PER 1" OF "C" DIM. OVER "6" (ADD)	ANCHOR FLANGE "-FL"	FLANGE & MEMBRANE CLAMP "-FLM"
MI-SD-1	3.5	\$3,341.00	\$466.00	\$112.00	\$555.00	\$742.00
MI-SD-2	6.5	\$3,522.00	\$500.00	\$151.00	\$595.00	\$834.00
MI-SD-3	22	\$7,411.00	\$652.00	\$151.00	\$742.00	\$1,117.00
MI-SD-4	30	\$7,782.00	\$652.00	\$151.00	\$777.00	\$1,151.00
MI-SD-5	55	\$10,008.00	\$834.00	\$186.00	\$990.00	\$1,389.00
MI-SD-6	100	\$14,085.00	\$1,300.00	\$279.00	\$1,210.00	\$1,766.00
MI-SD-7	140	\$15,933.00	\$1,670.00	\$334.00	\$1,298.00	\$2,040.00
MI-SD-8	214	\$18,159.00	\$1,852.00	\$357.00	\$1,486.00	\$2,408.00
MI-SD-9	330	\$20,378.00	\$2,408.00	\$466.00	\$1,766.00	\$2,593.00
MI-SD-10	374	\$25,941.00	\$3,617.00	\$652.00	\$2,040.00	\$2,966.00

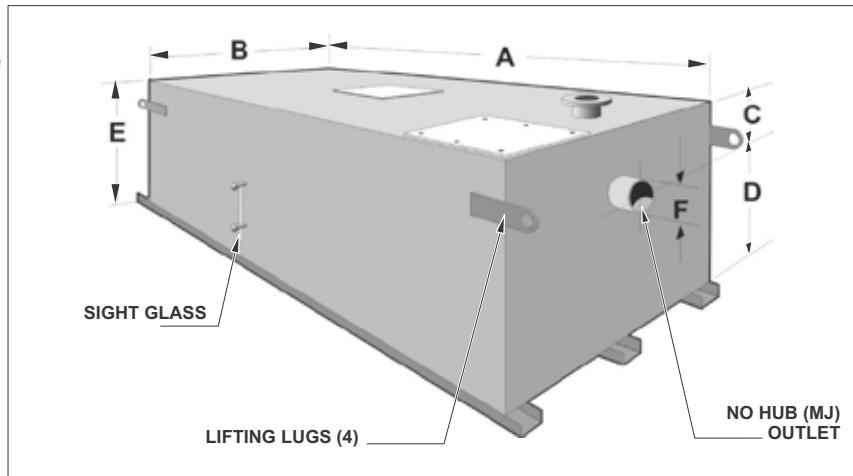
Suffix -T for threaded inlet and outlet connections - Add \$121.00 for 2", \$242.00 for 3", \$483.00 for 4". Suffix -AP for anode pack - \$2,536.00

MI-HEL

HELIPORT FUEL SPILL INTERCEPTORS

MI-HEL

The MIFAB® MI-HEL heliport fuel spill interceptor is designed for use where there is the potential of an aircraft fuel leak entering the storm sewer system, (such as a roof top helipad), where the regular roof drains are connected to a municipal storm sewer system. The MI-HEL is constructed from high strength 1/4" plate steel and features: outlet vent connection, internal vent connection, gasketed access covers with stainless steel bolts, 2" fuel drain connection, 1" fresh water inlet supply connection with gate valve, back flow preventer, automatic water level controlling float valve, external sight glass level indicator with drain cocks, 2" interceptor drain plugs, channel support rails and body corner lifting lugs. The unit is regularly furnished with a two part epoxy interior and exterior coating.



MODEL NO.	LIST PRICE
MI-HEL-1	P.O.A.
MI-HEL-2	P.O.A.
MI-HEL-3	P.O.A.
MI-HEL-4	P.O.A.
MI-HEL-5	P.O.A.
MI-HEL-6	P.O.A.

MODEL NO.	STATIC VOLUME CAP. USG	CU. FT.	FUEL RETENTION CAP. USG	A IN	B IN	C IN	D IN	E IN	F IN
MI-HEL-1	135	18.0	35	90	36	12	36	48	6
MI-HEL-2	175	23.3	65	126	48	12	36	48	6
MI-HEL-3	200	26.6	90	132	63	12	36	48	6
MI-HEL-4	300	40.0	195	192	92	12	36	48	6
MI-HEL-5	350	46.6	220	213	96	12	36	48	6
MI-HEL-6	400	52.48	250	240	96	12	36	48	6

NOTE: Add SUFFIX "-TO" for top outlet, (No Add)

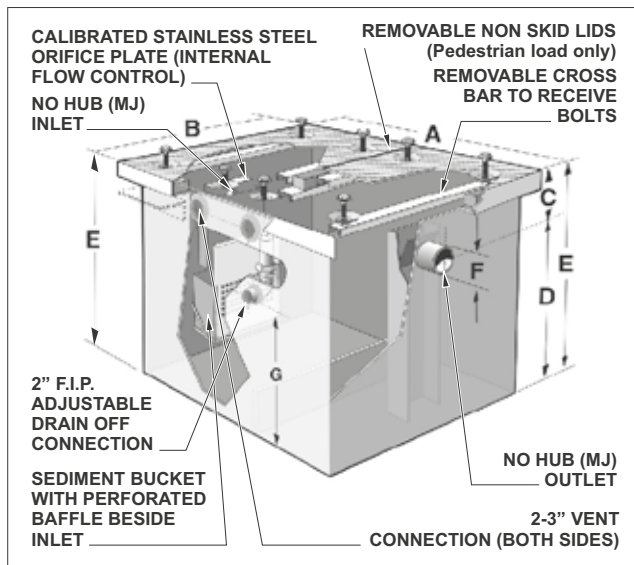
INTERCEPTORS

MI-SAND/OIL

SAND AND OIL INTERCEPTOR

MI-SAND/OIL

MODEL NO.	LIQUID HOLDING CAP. USG	A IN	B IN	C IN	D IN	E IN	F IN	G IN	NO. OF LIDS/BOLTS
MI-SO-0	108.9	42	28	6	26	32	4	19	2 8
MI-SO-1	192.7	55	37	8	26	34	4	19	2 8
MI-SO-2	226.9	58	38	8	28	36	4	21	3 12
MI-SO-3	264.6	61	39	8	28	36	4	23	3 12
MI-SO-4	395.6	70	44	10	34	44	4	27	6 24
MI-SO-5	500.6	75	46	10	38	48	4	31	6 24
MI-SO-6	579.7	77	49	12	40	52	6	32	6 24
MI-SO-7*	612.2	80	51	12	40	52	6	36	8 32
MI-SO-8*	785.9	84	56	14	44	58	6	46	8 32
MI-SO-9*	1172.3	92	61	14	54	68	6	46	8 32
MI-SO-10*	1807.8	102	74	14	62	76	8	53	9 36
MI-SO-11*	2105.3	108	76	14	66	80	8	57	9 36



NOTE: The "A" and "B" dimensions represent the largest dimension of the interceptor. Since the lid overhangs the body by 1/2" on all sides, deduct 1" from the stated dimensions in the charts above to determine the actual body length & width

NOTE: The "C" dimension is from the center of the inlet/outlet (invert) to the top of the interceptor. Inlet & outlet "C" dimensions are always the same Optional high level alarm. SUFFIX "-HLA" available

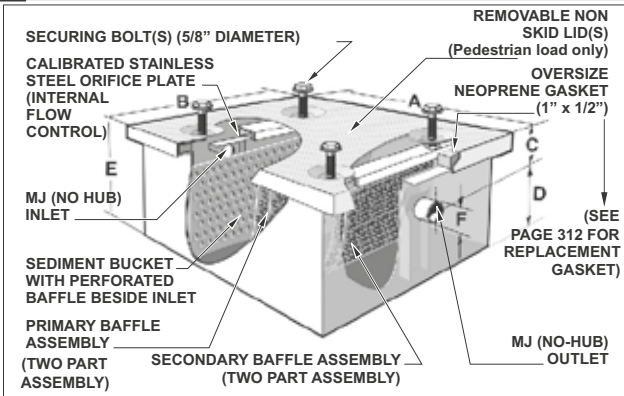
Add (\$9,515.00 all Models). Optional aluminum lid, Suffix -AL, Add (\$6,142.00 each Model).

MODEL NUMBER	US GPM	LIST PRICE	BOLT ON EXTENSION (PER 6") (ADD)	ADDITIONAL "C" UP TO 6" (ADD)	PER 1" OF "C" DIM. OVER "6" (ADD)	ANCHOR FLANGE "FL"	FLANGE AND MEMBRANE CLAMP "FLM"	HEAVY DUTY REINFORCED LID "HD" 10,000 LB.S LIVE LOAD (ADD)
MI-SO-0	109	\$39,356.00	\$1,206.00	\$1,206.00	\$186.00	\$1,724.00	\$2,593.00	\$1,542.00
MI-SO-1	193	\$58,052.00	\$1,480.00	\$1,480.00	\$245.00	\$1,972.00	\$2,966.00	\$1,940.00
MI-SO-2	227	\$75,576.00	\$2,131.00	\$2,131.00	\$340.00	\$3,948.00	\$4,594.00	\$2,837.00
MI-SO-3	265	\$77,234.00	\$2,591.00	\$2,591.00	\$400.00	\$4,441.00	\$5,932.00	\$3,234.00
MI-SO-4	396	\$84,366.00	\$2,958.00	\$2,958.00	\$432.00	\$4,929.00	\$6,300.00	\$3,514.00
MI-SO-5	580	\$87,015.00	\$3,578.00	\$3,578.00	\$492.00	\$5,917.00	\$7,782.00	\$3,884.00
MI-SO-6	612	\$103,613.00	\$3,948.00	\$3,948.00	\$585.00	\$7,399.00	\$9,632.00	\$4,871.00

Suffix -HLA, high level alarm - Add (\$10,894.00 all Models). Optional aluminum lid, Suffix -AL, Add (\$6,510.00 each Model). Suffix -T for threaded inlet and outlet connections - Add \$121.00 for 2", \$242.00 for 3", \$483.00 for 4", \$604.00 for 6" and \$725.00 for 8". Suffix -AP for anode pack - \$2,536.00

MI-FISH FISH SCALE INTERCEPTOR

MI-FISH



MODEL NO.	INTERCEPTOR LIQUID HOLDING CAPACITY (U.S.G.)	A IN	B IN	C IN	D IN	E IN	F IN	NO.OF LIDS / BOLTS	
MI-FISH-1	34.29	29.5	20	3	17	20	2	1	4
MI-FISH-2	40.74	29.5	20.5	4	20	24	3	1	4
MI-FISH-3	80.18	33.5	26	4	26	30	3	2	4
MI-FISH-4	114.03	37.5	30	4	28	32	3	2	8
MI-FISH-5	155.64	55.5	26	6	30	36	4	2	8
MI-FISH-6	213.80	67.5	28	8	32	40	6	3	12
MI-FISH-7	302.26	67.5	28	10	44	54	6	3	12
MI-FISH-8	404.91	67.5	30	12	54	66	6	3	12
MI-FISH-9	506.42	67.5	40	10	50	60	6	3	12
MI-FISH-10	868.65	91.5	40	8	54	62	6	4	16
MI-FISH-11	1017.35	98	50	12	54	66	6	4	16
MI-FISH-12	1536.00	98	50	12	80	92	6	4	16

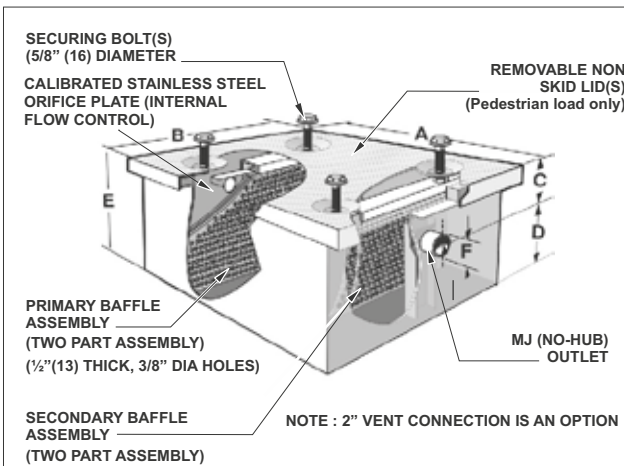
INTERCEPTORS

MODEL NUMBER	US GPM	LIST PRICE	TILE RECESS 1/8" "TL" (ADD)	ADDITIONAL "C" UP TO 6" (ADD)	PER 1" OF "C" DIM. OVER "6" (ADD)	ANCHOR FLANGE "FL"	FLANGE & MEMBRANE CLAMP "FLM"	HEAVY DUTY REINFORCED LID "HD" 10,000 LBS. LIVE LOAD (ADD)	REPLACEMENT BAFFLE "RSSB" (ADD)
MI-FISH-1	34	\$11,735.00	\$9,366.00	\$1,768.00	\$124.00	\$1,017.00	\$2,131.00	\$7,411.00	\$725.00
MI-FISH-2	40	\$11,858.00	\$12,785.00	\$1,797.00	\$124.00	\$1,256.00	\$2,159.00	\$7,782.00	\$725.00
MI-FISH-3	80	\$14,085.00	\$13,340.00	\$2,115.00	\$124.00	\$1,421.00	\$2,439.00	\$8,191.00	\$1,010.00
MI-FISH-4	111	\$16,677.00	\$14,085.00	\$2,466.00	\$175.00	\$1,577.00	\$3,004.00	\$11,286.00	\$1,451.00
MI-FISH-5	155	\$18,527.00	\$15,565.00	\$2,466.00	\$192.00	\$1,818.00	\$3,307.00	\$14,497.00	\$1,647.00
MI-FISH-6	213	\$18,900.00	\$16,307.00	\$2,466.00	\$210.00	\$1,825.00	\$3,641.00	\$16,531.00	\$1,845.00
MI-FISH-7	302	\$22,233.00	\$17,791.00	\$2,466.00	\$245.00	\$1,845.00	\$4,501.00	\$29,452.00	\$2,129.00
MI-FISH-8	405	\$25,941.00	\$19,271.00	\$2,466.00	\$279.00	\$2,040.00	\$4,978.00	\$39,744.00	\$2,278.00
MI-FISH-9	506	\$27,791.00	\$20,011.00	\$2,988.00	\$279.00	\$2,177.00	\$5,410.00	\$48,579.00	\$2,490.00
MI-FISH-10	750	\$55,586.00	\$25,941.00	\$7,411.00	\$742.00	\$2,593.00	\$7,411.00	\$74,112.00	\$3,255.00
MI-FISH-11	1017	\$68,549.00	\$31,501.00	\$8,154.00	\$1,117.00	\$3,341.00	\$11,117.00	\$92,643.00	\$4,069.00
MI-FISH-12	1536	\$81,524.00	\$37,058.00	\$9,263.00	\$1,486.00	\$3,709.00	\$12,971.00	\$111,168.00	\$4,884.00

Suffix - AL, aluminum lid, Add (\$3,255.00 all Models). Suffix -AP for anode pack - \$2,536.00. Suffix -T for threaded inlet and outlet connections - Add \$121.00 for 2", \$242.00 for 3", \$483.00 for 4", \$604.00 for 6"

MI-LINT LINT INTERCEPTOR

MI-LINT



MODEL NO.	INTERCEPTOR LIQUID HOLDING CAPACITY (U.S.G.)	A IN	B IN	C IN	D IN	E IN	F IN	NO.OF LIDS / BOLTS	
MI-LINT-1	34.29	29.5	20	3	17	20	2	1	4
MI-LINT-2	40.74	29.5	20.5	4	20	24	3	1	4
MI-LINT-3	80.18	33.5	26	4	26	30	3	2	4
MI-LINT-4	114.03	37.5	30	4	28	32	4	2	8
MI-LINT-5	155.64	55.5	26	6	30	36	4	2	8
MI-LINT-6	213.80	67.5	28	8	32	40	6	3	12
MI-LINT-7	302.26	67.5	28	10	44	54	6	3	12
MI-LINT-8	404.91	67.5	30	12	54	66	6	3	12
MI-LINT-9	506.42	67.5	40	10	50	60	6	3	12
MI-LINT-10	868.65	91.5	40	8	54	62	6	4	16
MI-LINT-11	1017.35	98	50	12	54	66	6	4	16
MI-LINT-12	1536.00	98	50	12	80	92	6	4	16

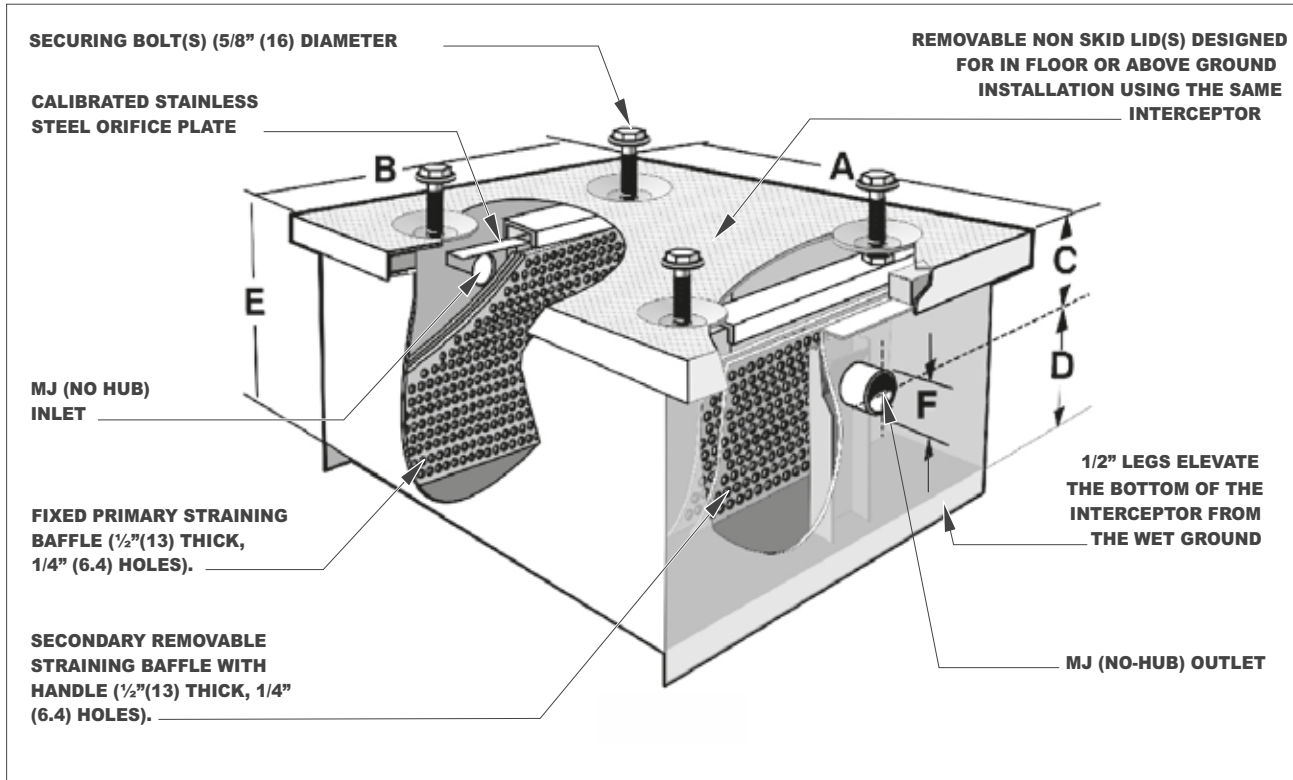
NOTE: The "A" and "B" dimensions represent the largest dimension of the interceptor. Since the lid overhangs the body by 1/2" on all sides, deduct 1" from the stated dimensions in the charts above to determine the actual body length & width.

MODEL NUMBER	US GPM	LIST PRICE	SEDIMENT BUCKET "SB" (ADD)	BOLT ON EXTENSION (PER 6") (ADD)	ADDITIONAL "C" UP TO 6" (ADD)	PER 1" OF "C" DIM. OVER "6" (ADD)	ANCHOR FLANGE "FL"	FLANGE & MEMBRANE CLAMP "FLM"	HEAVY DUTY REINFORCED LID "HD" 10,000 LBS. LIVE LOAD (ADD)	REPLACEMENT BAFFLE "RSSB" (ADD)
MI-LINT-1	34	\$10,043.00	\$1,948.00	\$1,768.00	\$1,768.00	\$124.00	\$1,017.00	\$2,131.00	\$7,411.00	\$725.00
MI-LINT-2	40	\$11,169.00	\$2,890.00	\$1,797.00	\$1,797.00	\$124.00	\$1,256.00	\$2,159.00	\$7,782.00	\$725.00
MI-LINT-3	80	\$11,687.00	\$3,167.00	\$2,115.00	\$2,115.00	\$124.00	\$1,421.00	\$2,439.00	\$8,191.00	\$1,010.00
MI-LINT-4	111	\$13,752.00	\$3,468.00	\$2,466.00	\$2,466.00	\$175.00	\$1,577.00	\$3,004.00	\$11,286.00	\$1,451.00
MI-LINT-5	155	\$15,160.00	\$3,617.00	\$2,466.00	\$2,466.00	\$192.00	\$1,818.00	\$3,307.00	\$14,497.00	\$1,647.00
MI-LINT-6	213	\$16,645.00	\$3,802.00	\$2,466.00	\$2,466.00	\$210.00	\$1,825.00	\$3,641.00	\$16,531.00	\$1,845.00
MI-LINT-7	302	\$19,352.00	\$4,632.00	\$2,466.00	\$2,466.00	\$245.00	\$1,845.00	\$4,501.00	\$29,452.00	\$2,129.00
MI-LINT-8	405	\$22,063.00	\$5,655.00	\$2,466.00	\$2,466.00	\$279.00	\$2,040.00	\$4,978.00	\$39,744.00	\$2,278.00
MI-LINT-9	506	\$24,776.00	\$6,024.00	\$2,988.00	\$2,988.00	\$279.00	\$2,177.00	\$5,410.00	\$48,579.00	\$2,490.00
MI-LINT-10	750	\$51,852.00	\$7,411.00	\$7,411.00	\$7,411.00	\$742.00	\$2,593.00	\$7,411.00	\$74,112.00	\$3,255.00
MI-LINT-11	1017	\$62,976.00	\$11,117.00	\$8,154.00	\$8,154.00	\$1,117.00	\$3,341.00	\$11,117.00	\$92,643.00	\$4,069.00
MI-LINT-12	1536	\$77,779.00	\$12,972.00	\$9,263.00	\$9,263.00	\$1,486.00	\$3,709.00	\$12,971.00	\$111,168.00	\$4,884.00

Suffix - AL, aluminum lid, Add (\$3,255.00 all Models). Suffix -AP for anode pack - \$2,536.00. Suffix -T for threaded inlet and outlet connections - Add \$121.00 for 2", \$242.00 for 3", \$483.00 for 4", \$604.00 for 6"

MI-RICE RICE INTERCEPTOR

MI-RICE



INTERCEPTORS

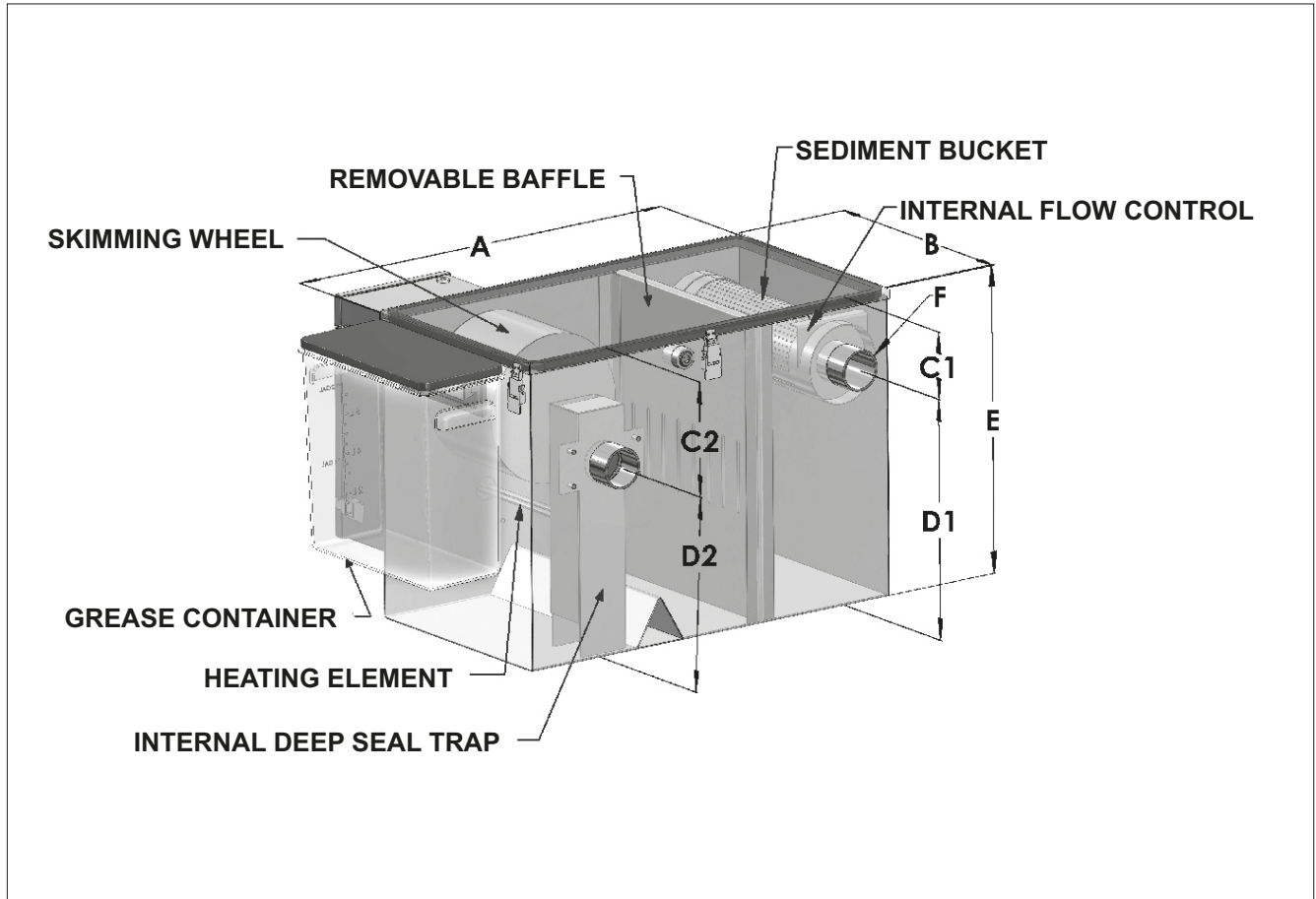
MODEL NO.	US GPM	A IN	B IN	C IN	D IN	E IN	F IN	NO.OF LIDS / BOLTS	
MI-RICE-1	34	29.5	20	3	17	20	2	1	4
MI-RICE-2	40	29.5	20.5	4	20	24	3	1	4
MI-RICE-3	80	33.5	26	4	26	30	3	2	4
MI-RICE-4	111	37.5	30	4	28	32	3	2	8
MI-RICE-5	155	55.5	26	6	30	36	4	2	8
MI-RICE-6	213	67.5	28	8	32	40	6	3	12
MI-RICE-7	302	67.5	28	10	44	54	6	3	12
MI-RICE-8	405	67.5	30	12	54	66	6	3	12
MI-RICE-9	506	67.5	40	10	50	60	6	3	12
MI-RICE-10	750	91.5	40	8	54	62	6	4	16
MI-RICE-11	1017	98	50	12	54	66	6	4	16
MI-RICE-12	1536	98	50	12	80	92	6	4	16

NOTE: The "A" and "B" dimensions represent the largest dimension of the interceptor (lid). Since the lid overhangs the body by 1/2" on all sides, deduct 1" from the stated dimensions in the charts above to determine the actual body length & width.

MODEL NUMBER	US GPM	LIST PRICE	SEDIMENT BUCKET "SB" (ADD)	BOLT ON EXTENSION (PER 6") (ADD)	ADDITIONAL "-C" UP TO 6" (ADD)	PER 1" OF "C" DIM. OVER "6" (ADD)	ANCHOR FLANGE "-FL"	FLANGE & MEMBRANE CLAMP "-FLM"	HEAVY DUTY REINFORCED LID "HD" 10,000 LBS. LIVE LOAD (ADD)	REPLACEMENT BAFFLE "RSSB" (ADD)
MI-RICE-1	34	\$10,043.00	\$1,948.00	\$1,768.00	\$1,768.00	\$124.00	\$1,017.00	\$2,131.00	\$7,411.00	\$725.00
MI-RICE-2	40	\$11,169.00	\$2,890.00	\$1,797.00	\$1,797.00	\$124.00	\$1,256.00	\$2,159.00	\$7,782.00	\$725.00
MI-RICE-3	80	\$11,687.00	\$3,167.00	\$2,115.00	\$2,115.00	\$124.00	\$1,421.00	\$2,439.00	\$8,191.00	\$1,010.00
MI-RICE-4	111	\$13,752.00	\$3,468.00	\$2,466.00	\$2,466.00	\$175.00	\$1,577.00	\$3,004.00	\$11,286.00	\$1,451.00
MI-RICE-5	155	\$15,160.00	\$3,617.00	\$2,466.00	\$2,466.00	\$192.00	\$1,818.00	\$3,307.00	\$14,497.00	\$1,647.00
MI-RICE-6	213	\$16,645.00	\$3,802.00	\$2,466.00	\$2,466.00	\$210.00	\$1,825.00	\$3,641.00	\$16,531.00	\$1,845.00
MI-RICE-7	302	\$19,352.00	\$4,632.00	\$2,466.00	\$2,466.00	\$245.00	\$1,845.00	\$4,501.00	\$29,452.00	\$2,129.00
MI-RICE-8	405	\$22,063.00	\$5,655.00	\$2,466.00	\$2,466.00	\$279.00	\$2,040.00	\$4,978.00	\$39,744.00	\$2,278.00
MI-RICE-9	506	\$24,776.00	\$6,024.00	\$2,988.00	\$2,988.00	\$279.00	\$2,177.00	\$5,410.00	\$48,579.00	\$2,490.00
MI-RICE-10	750	\$51,852.00	\$7,411.00	\$7,411.00	\$7,411.00	\$742.00	\$2,593.00	\$7,411.00	\$74,112.00	\$3,255.00
MI-RICE-11	1017	\$62,976.00	\$11,117.00	\$8,154.00	\$8,154.00	\$1,117.00	\$3,341.00	\$11,117.00	\$92,643.00	\$4,069.00
MI-RICE-12	1536	\$77,779.00	\$12,972.00	\$9,263.00	\$9,263.00	\$1,486.00	\$3,709.00	\$12,971.00	\$111,168.00	\$4,884.00

Suffix -AL, aluminum lid, Add (\$3,255.00 all Models). Suffix -AP for anode pack - \$2,536.00. Suffix -T for threaded inlet and outlet connections - Add \$121.00 for 2", \$242.00 for 3", \$483.00 for 4", \$604.00 for 6"

INTERCEPTORS



The MI-G-AD Series is an automatic recovery grease interceptor that is self cleaning and requires minimal maintenance. The unit intercepts solids with an internal sediment bucket and extracts free floating oil and grease from the unit automatically into a separate holding compartment.

The MI-G-AD Series should be used in large restaurants, kitchens, institutions, industrial facilities such as food processing and packaging plants where fats, oil and grease (FOG) drains into the wastewater.

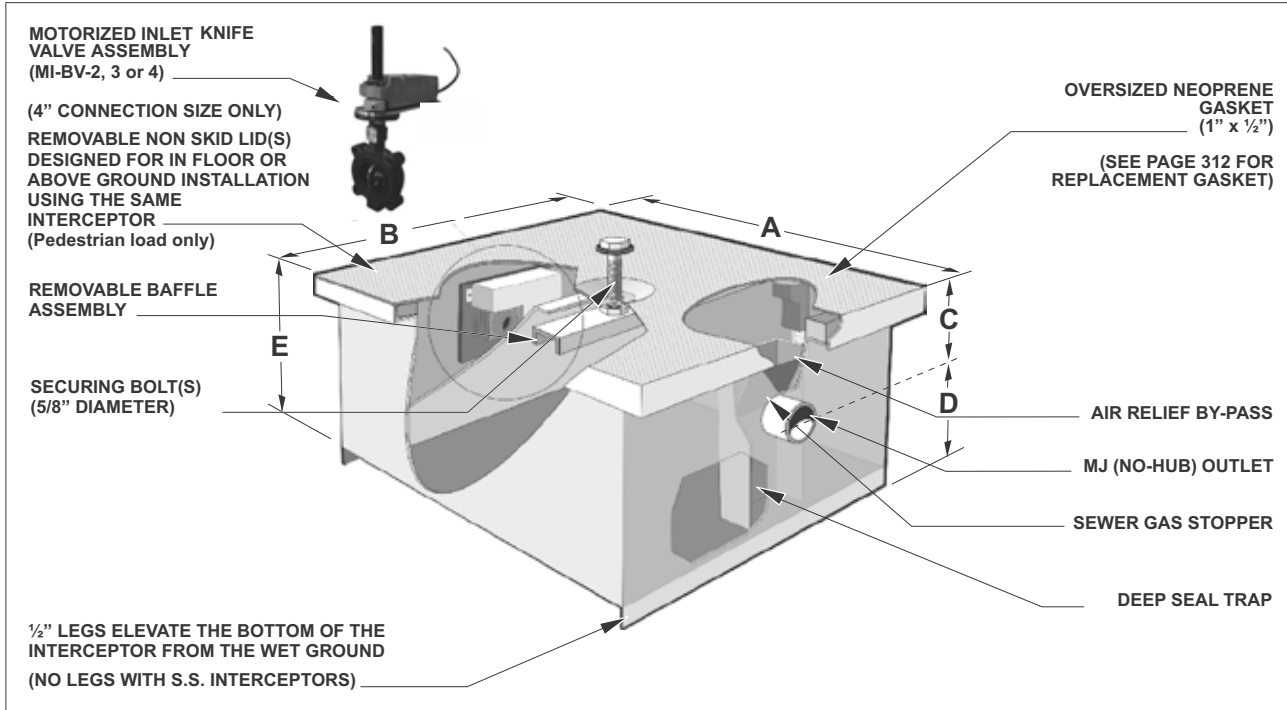
The MI-G-AD includes a stainless steel body with a deep seal trap, sewer gas stopper, air relief bypass, grease and oil collection container, 24 hour timer with heating element and automatic skimming drum.

MODEL NUMBER	US GPM	GREASE CAP. LBS.	A IN	B IN	C1 IN	C2 IN	D1 IN	D2 IN	E IN	F IN
MI-G-AD-3	15	30	24.5	14	4	9	9.5	4.5	13.5	2
MI-G-AD-4	20	40	24.5	14	4	7.5	9.5	6	13.5	2
MI-G-AD-5	25	50	26	14	4	9	12.5	7.5	16.5	2
MI-G-AD-6	35	70	34.5	16	4	8	12.5	8.5	16.5	3
MI-G-AD-7	50	100	39.5	16	5	8.5	12.5	9	17.5	3
MI-G-AD-8	75	150	43.5	16	5	9	16.5	12.5	21.5	4
MI-G-AD-9	100	200	60	21	4.5	9	20	15.5	24.5	4

MI-E-G

4 TO 50 US G.P.M. ELECTRONIC GREASE INTERCEPTOR

MI-E-G



INTERCEPTORS

MIFAB's electronic grease interceptor monitors the grease level within the interceptor. A control panel built into a standard electrical box consists of a multi-level LED display that alerts the operator to the current grease level. A green light on the control panel indicates normal operating conditions. At 50% grease storage capacity, the green light will change to yellow. At 75% grease storage capacity, the yellow light changes to red, the alarm will sound, and the inlet will be closed by a motorized valve. The closed inlet prevents additional grease from entering the interceptor and from discharging into the piping system. The operator must remove the lid of the interceptor and remove the accumulated grease and clean off the grease sensing probe to ensure that the motorized valve opens and regular operation can resume. A back-up battery ensures continued operation during short power failures and closes for safety during extended failures. The control panel and internal controls are pre-wired by MIFAB. 115 volt main to 24 volt transformer and low voltage wiring from the control panel to probe inside of the interceptor to be provided by others.

MIFAB is a recognized industry leader in the field of interceptor design and production.

As such, we offer a variety of specialized options and site-specific applications too numerous to list in this price guide. For features such as sacrificial anode packs, all stainless steel construction and a variety of other special features, please see our Engineering Catalog or consult your local MIFAB representative.

MODEL NO.	US GPM	CAP. LBS.	LIQUID HOLDING CAPACITY (U.S.G.)	A IN	B IN	C IN	D IN	E IN	F IN	NO. OF LIDS	NO. OF BOLTS
MI-E-G-0	4	8	4.43	16.75	11.25	7.5	8.5	16.0	2	1	1
MI-E-G-1	7	14	6.00	17.75	13.75	7.5	8.5	16.0	2	1	1
MI-E-G-2	10	20	9.74	21.25	15.75	7.5	9.5	17.0	2	1	1
MI-E-G-3	15	30	13.59	23.75	15.75	7.5	11.5	19.0	2	1	1
MI-E-G-4	20	40	16.18	23.75	15.75	7.5	14.0	21.5	3	1	1
MI-E-G-5	25	50	23.34	27.75	18.75	7.5	14.0	21.5	3	1	1
MI-E-G-6	35	70	41.31	31.25	23.75	7.5	16.5	24.0	3	2	4
MI-E-G-7	50	100	46.82	31.25	23.75	7.5	16.5	26.0	3	2	4

NOTE: The "A" and "B" dimensions represent the largest dimension of the interceptor. since the lid overhangs the body by 1/2" (13) on all sides, deduct 1" (25) from the stated dimensions in the charts below to determine the actual body length & width.

NOTE: The "C" dimension is from the center of the inlet/outlet (invert) to the top of the interceptor inlet & outlet "C" dimensions are always the same.

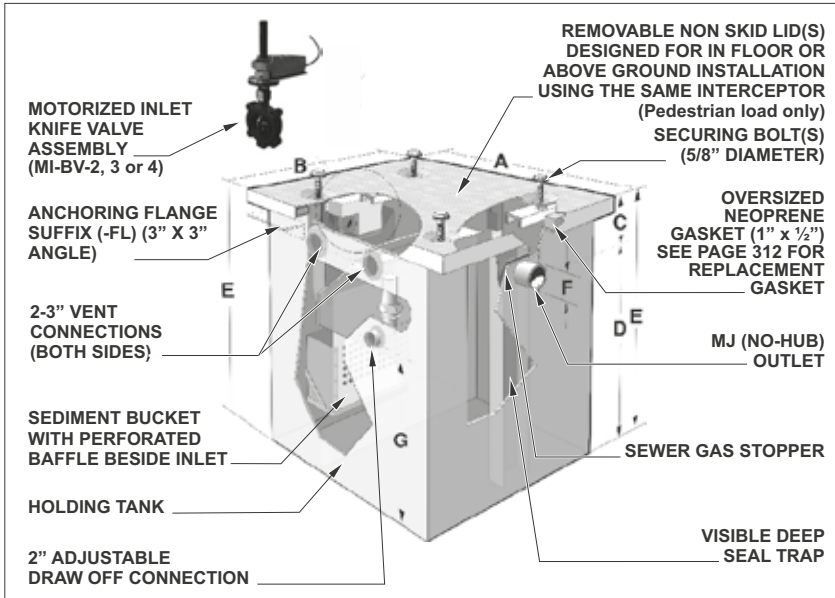
MODEL NUMBER	US GPM	LIST PRICE	SEDIMENT BUCKET "-SB"	BOLT ON EXTENSION (PER 6") (ADD)	ADDITIONAL "-C" UP TO 6" (ADD)	ANCHOR FLANGE "-FL"	PER 1" OF "C" DIM. OVER "6" (ADD)	FLANGE & MEMBRANE CLAMP "-FLM"	HEAVY DUTY REINFORCED LID "-HD" 10,000 LBS. LIVE LOAD (ADD)
MI-E-G-0	4	\$13,352.00	\$1,623.00	\$6,170.00	\$3,709.00	\$151.00	\$1,117.00	\$1,486.00	\$4,503.00
MI-E-G-1	7	\$14,262.00	\$1,623.00	\$7,128.00	\$3,709.00	\$151.00	\$1,117.00	\$1,486.00	\$5,043.00
MI-E-G-2	10	\$14,838.00	\$1,623.00	\$7,466.00	\$4,161.00	\$208.00	\$1,298.00	\$1,562.00	\$6,506.00
MI-E-G-3	15	\$16,680.00	\$1,623.00	\$8,133.00	\$4,275.00	\$235.00	\$1,298.00	\$1,562.00	\$7,191.00
MI-E-G-4	20	\$17,949.00	\$1,663.00	\$8,764.00	\$4,275.00	\$265.00	\$1,401.00	\$1,562.00	\$7,530.00
MI-E-G-5	25	\$18,808.00	\$1,756.00	\$9,067.00	\$4,563.00	\$301.00	\$1,458.00	\$1,741.00	\$7,952.00
MI-E-G-6	35	\$20,648.00	\$1,880.00	\$9,877.00	\$5,109.00	\$330.00	\$1,533.00	\$1,809.00	\$10,942.00
MI-E-G-7	50	\$23,777.00	\$2,812.00	\$10,405.00	\$5,523.00	\$383.00	\$1,562.00	\$2,057.00	\$12,007.00

Suffix -AL, for aluminum lid, Add - (MI-E-G-0 to MI-E-G-3, \$1,173.00), (MI-E-G-4 to MI-E-G-7, \$1,726.00) NOTE: Suffix -DP for dosing pump - Add (\$4,393.00 all Models). Suffix -T for threaded inlet and outlet connections - Add \$121.00 for 2", \$242.00 for 3". Suffix -AP for anode pack - \$2,536.00

MI-E-O

10 TO 500 US G.P.M. ELECTRONIC OIL INTERCEPTORS

MI-E-O



MIFAB's electronic oil interceptor monitors the oil level within the interceptor. A control panel built into a standard electrical box consists of a multi-level LED display that alerts the operator to the current oil level. A green light on the control panel indicates normal operating conditions. At 50% oil storage capacity, the green light will change to yellow. At 75% oil storage capacity, the yellow light changes to red, the alarm will sound, and the inlet will be closed by a motorized valve. The closed inlet prevents additional oil from entering the interceptor and from discharging into the piping system. The operator must remove the lid of the interceptor and remove the accumulated oil and clean off the oil sensing probe to ensure that the motorized valve opens and regular operation can resume. A back-up battery ensures continued operation during short power failures and closes for safety during extended failures. The control panel and internal controls are pre-wired by MIFAB. 115 volt main to 24 volt transformer and low voltage wiring from the control panel to probe inside of the interceptor to be provided by others.

INTERCEPTORS

MODEL NO.	US GPM	A IN	B IN	C IN	D IN	E IN	F IN	G IN	LIQUID HOLDING CAP.		NO. OF LIDS	NO. OF BOLTS
									USG	CU. FT.		
MI-E-O-A	10	21.25	15.75	3.5	9.5	13	2	4	9.73	1.00	1	1
MI-E-O-B	15	23.75	15.75	3.5	11.5	15	2	6	13.59	1.20	1	1
MI-E-O-C	20	23.75	15.75	3.5	14	17.5	3	8	20.07	1.35	1	1
MI-E-O-1	25	28	22	6	26	32	3	19	55.15	6.25	1	4
MI-E-O-2	35	34	24	6	26	32	3	19	74.67	8.40	1	4
MI-E-O-3	50	34	24	6	28	34	3	21	80.76	9.10	1	4
MI-E-O-4	75	48	34	8	28	36	4	21	165.68	19.98	2	8
MI-E-O-5	100	51	36	8	28	36	4	21	245.21	22.76	2	8
MI-E-O-6	125	53	36	8	28	36	4	21	195.17	24.73	2	8
MI-E-O-7	150	58	36	10	28	38	4	21	214.30	28.60	3	12
MI-E-O-8	200	68	38	10	32	42	4	25	308.57	42.88	6	24
MI-E-O-9	250	74	40	12	38	50	4	31	426.39	53.44	6	24
MI-E-O-10	300	78	44	12	40	52	4	33	549.71	64.30	6	24
MI-E-O-11	350	80	46	12	40	52	6	33	621.30	69.25	6	24
MI-E-O-12	400	82	48	12	42	54	6	35	664.52	78.38	6	24
MI-E-O-13	450	84	50	12	42	54	6	35	690.91	83.95	6	24
MI-E-O-14	500	86	52	12	46	58	6	39	781.82	98.92	6	24

NOTE: The "A" and "B" dimensions represent the largest dimension of the interceptor. Since the lid overhangs the body by 1/2" on all sides, deduct 1" from the stated dimensions in the charts below to determine the actual body length & width.
NOTE: The "C" dimension is from the center of the inlet/outlet (invert) to the top of the interceptor. Inlet & outlet "C" dimensions are always the same.

MODEL NUMBER	US GPM	LIST PRICE	BOLT ON EXTENSION (PER 6") (ADD)	ADDITIONAL "C" UP TO 6" (ADD) UP TO 10" "C" FOR MI-E-O-4 & LARGER	PER 1" OF "C" DIM. OVER "6" (ADD) OVER 10" FOR MI-E-O-4 & LARGER	ANCHOR FLANGE "FL"	FLANGE & MEMBRANE CLAMP "FLM"	HEAVY DUTY REINFORCED LID "HD" 10,000 LBS. LIVE LOAD (ADD)	HOLDING TANK "HT" (ADD)
MI-E-O-A	10	\$17,071.00	\$4,764.00	\$4,764.00	\$208.00	\$1,298.00	\$1,562.00	\$5,412.00	\$2,760.00
MI-E-O-B	15	\$18,967.00	\$4,827.00	\$4,827.00	\$235.00	\$1,298.00	\$1,562.00	\$5,819.00	\$3,598.00
MI-E-O-C	20	\$20,425.00	\$4,963.00	\$4,963.00	\$265.00	\$1,401.00	\$1,562.00	\$6,161.00	\$4,356.00
MI-E-O-1	25	\$21,151.00	\$5,109.00	\$5,109.00	\$301.00	\$1,458.00	\$1,741.00	\$6,506.00	\$4,722.00
MI-E-O-2	35	\$23,132.00	\$5,300.00	\$5,300.00	\$330.00	\$1,533.00	\$1,809.00	\$7,191.00	\$5,732.00
MI-E-O-3	50	\$26,978.00	\$6,326.00	\$6,326.00	\$383.00	\$1,562.00	\$2,057.00	\$7,530.00	\$7,721.00
MI-E-O-4	75	\$39,664.00	\$3,563.00	\$3,563.00	\$235.00	\$1,702.00	\$3,083.00	\$7,952.00	\$13,388.00
MI-E-O-5	100	\$41,851.00	\$3,716.00	\$3,716.00	\$251.00	\$1,904.00	\$3,451.00	\$10,942.00	\$14,535.00
MI-E-O-6	125	\$46,547.00	\$3,864.00	\$3,864.00	\$270.00	\$2,282.00	\$3,864.00	\$12,007.00	\$16,899.00
MI-E-O-7	150	\$48,569.00	\$4,015.00	\$4,015.00	\$288.00	\$2,659.00	\$4,275.00	\$14,051.00	\$17,966.00
MI-E-O-8	200	\$62,959.00	\$5,743.00	\$5,743.00	\$301.00	\$2,849.00	\$4,998.00	\$16,025.00	\$25,317.00
MI-E-O-9	250	\$68,331.00	\$7,467.00	\$7,467.00	\$330.00	\$3,805.00	\$6,481.00	\$22,119.00	\$29,414.00
MI-E-O-10	300	\$76,797.00	\$9,076.00	\$9,076.00	\$371.00	\$4,302.00	\$7,271.00	\$28,397.00	\$33,305.00
MI-E-O-11	350	\$85,795.00	\$10,751.00	\$10,751.00	\$416.00	\$4,794.00	\$8,057.00	\$33,485.00	\$37,189.00
MI-E-O-12	400	\$96,426.00	\$12,542.00	\$12,542.00	\$458.00	\$5,092.00	\$8,562.00	\$38,562.00	\$42,811.00
MI-E-O-13	450	\$108,589.00	\$14,637.00	\$14,637.00	\$481.00	\$5,394.00	\$9,074.00	\$44,065.00	\$48,918.00
MI-E-O-14	500	\$118,752.00	\$16,743.00	\$16,743.00	\$497.00	\$5,696.00	\$9,588.00	\$47,114.00	\$53,996.00

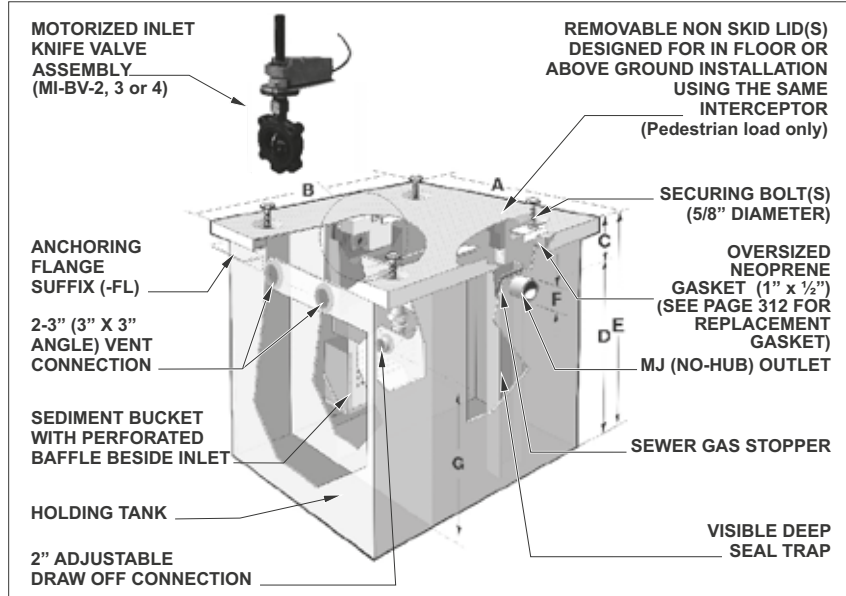
Add Suffix -AL, for aluminum lid, Add - (MI-E-O-A to MI-E-O-3, \$1,627.00), (MI-E-O-4 to MI-E-O-8, \$2,930.00), (MI-E-O-9 to MI-E-O-14, \$4,884.00).
 Suffix -T for threaded inlet and outlet connections - Add \$121.00 for 2", \$242.00 for 3", \$483.00 for 4", \$604.00 for 6". Suffix -AP for anode pack - \$2,536.00

MI-E-O-HU

10 TO 500 US G.P.M. ELECTRONIC OIL INTERCEPTORS WITH INTEGRAL OIL STORAGE TANK

MI-E-O-HU

MIFAB's electronic oil interceptor monitors the oil level within the interceptor. A control panel built into a standard electrical box consists of a multi-level LED display that alerts the operator to the current oil level. A green light on the control panel indicates normal operating conditions. At 50% oil storage capacity, the green light will change to yellow. At 75% oil storage capacity, the yellow light changes to red, the alarm will sound, and the inlet will be closed by a motorized valve. The closed inlet prevents additional oil from entering the interceptor and from discharging into the piping system. The operator must remove the lid of the interceptor and remove the accumulated oil and clean off the oil sensing probe to ensure that the motorized valve opens and regular operation can resume. A back-up battery ensures continued operation during short power failures and closes for safety during extended failures. The control panel and internal controls are pre-wired by MIFAB. 115 volt main to 24 volt transformer and low voltage wiring from the control panel to probe inside of the interceptor to be provided by others.



INTERCEPTORS

MODEL NO.	US GPM	A IN	B IN	C IN	D IN	E IN	F IN	G IN	H IN	INTERCEPTOR LIQUID HOLDING CAPACITY (U.S.G.)	HOLDING TANK CAP. CU. FT. of liquid	Lbs. of liquid	U.S.G. of liquid	TOTAL OPERATING LBS.	NO. OF LIDS	NO. OF BOLTS
MI-E-O-HU-A	10	24	26	4	9	13	2	4	10	10.66	1.2	74.93	8.98	326.12	1	4
MI-E-O-HU-B	15	26	26.50	4	11	15	2	6	10	15.06	1.64	102.40	12.27	400.08	1	4
MI-E-O-HU-C	20	26	26.50	4	13.50	17.5	3	8	10	18.08	1.92	119.88	14.36	457.50	1	4
MI-E-O-HU-1	25	29	46	4.5	25.5	30	3	20	21.5	63.12	8.69	542.60	65.00	1466.71	2	8
MI-E-O-HU-2	35	37	44.5	5	26	31	3	20.5	15.5	100.23	8.16	509.51	61.04	1880.36	4	16
MI-E-O-HU-3	50	43	65.5	6	26	32	3	20.5	26.0	163.07	15.65	977.19	117.06	3087.07	4	16
MI-E-O-HU-4	75	49	65	9.5	26.5	36	4	20.5	22.5	201.89	16.27	1015.90	121.70	3513.86	4	16
MI-E-O-HU-5	100	58	90	9.5	26.5	36	4	20.5	37	302.91	31.78	1984.34	237.71	5866.90	4	16
MI-E-O-HU-6	125	62	90	12	28	40	4	22	37	344.42	35.97	2245.97	269.06	6580.28	9	36
MI-E-O-HU-7	150	66	76	14	30	44	4	24	28	356.85	31.11	1942.51	232.70	6536.30	9	36
MI-E-O-HU-8	200	73.25	90	17	30.5	48	4	24.5	36.5	452.72	46.39	2896.59	347.00	8803.22	9	36
MI-E-O-HU-9	250	73.25	90	15.5	35.5	51	4	29.5	31	588.97	46.65	2912.83	348.94	9997.11	9	36
MI-E-O-HU-10	300	94.875	86	15.5	36.5	52	6	29.5	23.5	814.82	46.16	2882.23	345.28	12312.77	9	36
MI-E-O-HU-11	350	100.875	94	16.5	43.5	60	6	36.5	30.5	1066.06	76.01	4746.06	568.55	16624.95	9	36
MI-E-O-HU-12	400	107.875	91	17	43	60	6	36	28.5	1109.11	75.17	4693.61	562.27	17052.63	9	36
MI-E-O-HU-13	450	118.875	83	17	43	60	6	36	26	1113.05	75.70	4726.71	566.24	17236.29	9	36
MI-E-O-HU-14	500	118.875	83	20	46	66	6	39	24	1240.03	74.75	4667.39	559.13	18483.51	9	36

NOTE: The "A" and "B" dimensions represent the largest dimension of the interceptor. Since the lid overhangs the body by 1/2" (13) on all sides, deduct 1" (25) from the stated dimensions in the charts above to determine the actual body length & width.

NOTE: The "C" dimension is from the center of the inlet/outlet (invert) to the top of the interceptor. Inlet & outlet "C" dimensions are always the same.

MODEL NUMBER	US GPM	LIST PRICE	BOLT ON EXTENSION (PER 6") (ADD)	ADDITIONAL "C" UP TO 6" (ADD) UP TO 10" "C" FOR MI-E-O-HU-4 & LARGER	PER 1" OF "C" DIM. OVER 6" (ADD) OVER 10" FOR MI-E-O-HU-4 AND LARGER	ANCHOR FLANGE "FL"	FLANGE & MEMBRANE CLAMP "FLM"	HEAVY DUTY REINFORCED LID "HD" 10,000 LBS LIVE LOAD (ADD)
MI-E-O-HU-A	10	\$18,855.00	\$7,152.00	\$7,152.00	\$298.00	\$1,941.00	\$2,335.00	\$8,628.00
MI-E-O-HU-B	15	\$21,776.00	\$7,240.00	\$7,240.00	\$361.00	\$1,941.00	\$2,335.00	\$9,166.00
MI-E-O-HU-C	20	\$24,033.00	\$7,458.00	\$7,458.00	\$411.00	\$2,103.00	\$2,335.00	\$9,705.00
MI-E-O-HU-1	25	\$25,146.00	\$7,658.00	\$7,658.00	\$447.00	\$2,195.00	\$2,602.00	\$10,240.00
MI-E-O-HU-2	35	\$28,188.00	\$7,944.00	\$7,944.00	\$488.00	\$2,283.00	\$2,696.00	\$10,784.00
MI-E-O-HU-3	50	\$34,133.00	\$9,490.00	\$9,490.00	\$575.00	\$2,335.00	\$3,082.00	\$11,334.00
MI-E-O-HU-4	75	\$49,662.00	\$5,343.00	\$5,343.00	\$361.00	\$2,569.00	\$4,643.00	\$11,914.00
MI-E-O-HU-5	100	\$52,967.00	\$5,572.00	\$5,572.00	\$380.00	\$2,877.00	\$5,180.00	\$16,427.00
MI-E-O-HU-6	125	\$59,950.00	\$5,805.00	\$5,805.00	\$411.00	\$3,418.00	\$5,805.00	\$18,007.00
MI-E-O-HU-7	150	\$63,003.00	\$6,027.00	\$6,027.00	\$431.00	\$3,989.00	\$6,417.00	\$21,082.00
MI-E-O-HU-8	200	\$84,584.00	\$8,628.00	\$8,628.00	\$447.00	\$4,258.00	\$7,496.00	\$24,049.00
MI-E-O-HU-9	250	\$96,290.00	\$11,196.00	\$11,196.00	\$500.00	\$5,716.00	\$9,705.00	\$33,163.00
MI-E-O-HU-10	300	\$107,615.00	\$13,625.00	\$13,625.00	\$575.00	\$6,454.00	\$10,927.00	\$42,594.00
MI-E-O-HU-11	350	\$122,271.00	\$16,124.00	\$16,124.00	\$635.00	\$7,191.00	\$12,078.00	\$50,239.00
MI-E-O-HU-12	400	\$139,141.00	\$18,816.00	\$18,816.00	\$687.00	\$7,635.00	\$12,745.00	\$57,837.00
MI-E-O-HU-13	450	\$157,397.00	\$21,944.00	\$21,944.00	\$721.00	\$8,081.00	\$13,623.00	\$66,105.00
MI-E-O-HU-14	500	\$172,624.00	\$25,124.00	\$25,124.00	\$754.00	\$8,561.00	\$14,378.00	\$70,693.00

Add Suffix -AL, for aluminum lid, Add - (MI-E-O-HU-A to MI-E-O-HU-3, \$2,930.00), (MI-E-O-HU-4 to MI-E-O-HU-8, \$4,069.00), (MI-E-O-HU-9 to MI-E-O-HU-14, \$6,510.00). Suffix -T for threaded inlet and outlet connections - Add \$121.00 for 2", \$242.00 for 3", \$483.00 for 4", \$604.00 for 6". Suffix -AP for anode pack - \$2,536.00

MI-G-BO BOLT ON (FIXED) EXTENSIONS FOR MI-G GREASE INTERCEPTORS

MI-G-BO



(Shipped with sealing gasket and lockdown hardware)

MODEL NO.	USE WITH	US GPM	LIST PRICE	A IN	B IN	E IN	NO. BOLTS
MI-G-BO-4-6	MI-G-4	20	\$8,764.00	23.75	15.75	6	1
MI-G-BO-4-12	MI-G-4	20	\$17,528.00	23.75	15.75	12	1
MI-G-BO-5-6	MI-G-5	25	\$9,067.00	27.75	18.75	6	1
MI-G-BO-5-12	MI-G-5	25	\$18,132.00	27.75	18.75	12	1
MI-G-BO-6-6	MI-G-6	35	\$9,877.00	31.25	23.25	6	4
MI-G-BO-6-12	MI-G-6	35	\$19,755.00	31.25	23.25	12	4
MI-G-BO-7-6	MI-G-7	50	\$10,405.00	31.25	23.25	6	4
MI-G-BO-7-12	MI-G-7	50	\$20,810.00	31.25	23.25	12	4

Note : All bolt on extensions are made with 10 gauge, powder epoxy coated steel.

XL-MI-G-BO BOLT ON (FIXED) EXTENSIONS FOR XL-MI-G GREASE INTERCEPTORS

XL-MI-G-BO

INTERCEPTORS



(Shipped with sealing gasket and lockdown hardware)

MODEL NO.	USE WITH	US GPM	LIST PRICE	A IN	B IN	E IN	NO. BOLTS
XL-MI-G-BO-0-6	XL-MI-G-0	75	\$2,973.00	42	28	6	8
XL-MI-G-BO-1-6	XL-MI-G-1	100	\$3,340.00	55	37	6	8
XL-MI-G-BO-2-6	XL-MI-G-2	125	\$3,532.00	58	38	6	12
XL-MI-G-BO-3-6	XL-MI-G-3	150	\$3,716.00	61	39	6	12
XL-MI-G-BO-4-6	XL-MI-G-4	200	\$6,686.00	70	44	6	24
XL-MI-G-BO-5-6	XL-MI-G-5	250	\$8,305.00	75	46	6	24
XL-MI-G-BO-6-6	XL-MI-G-6	300	\$9,928.00	77	49	6	24
XL-MI-G-BO-7-6	XL-MI-G-7	350	\$11,533.00	80	51	6	24
XL-MI-G-BO-8-6	XL-MI-G-8	400	\$13,450.00	84	56	6	32
XL-MI-G-BO-9-6	XL-MI-G-9	500	\$17,334.00	92	61	6	32
XL-MI-G-BO-10-6	XL-MI-G-10	600	\$20,378.00	102	74	6	36
XL-MI-G-BO-11-6	XL-MI-G-11	750	\$24,086.00	108	76	6	36

NOTE: Remove lid of existing interceptor to install extension. To determine height of bolt on extension, measure from top of neoprene gasket to desired ground level. Then, add 1/2" to that dimension to allow for bolt on to settle into interceptor.

MI-O-BO BOLT ON (FIXED) EXTENSIONS FOR MI-O(-HU) OIL INTERCEPTORS

MI-O-HU-BO

MODEL NO.	USE WITH	LIST PRICE
MI-O-BO-A-6	MI-O-A	\$4,764.00
MI-O-BO-B-6	MI-O-B	\$4,827.00
MI-O-BO-C-6	MI-O-C	\$4,963.00
MI-O-BO-1-6	MI-O-1	\$5,109.00
MI-O-BO-2-6	MI-O-2	\$5,300.00
MI-O-BO-3-6	MI-O-3	\$6,326.00
MI-O-BO-4-6	MI-O-4	\$3,563.00
MI-O-BO-5-6	MI-O-5	\$3,716.00
MI-O-BO-6-6	MI-O-6	\$3,864.00
MI-O-BO-7-6	MI-O-7	\$4,015.00
MI-O-BO-8-6	MI-O-8	\$5,743.00
MI-O-BO-9-6	MI-O-9	\$7,467.00
MI-O-BO-10-6	MI-O-10	\$9,076.00
MI-O-BO-11-6	MI-O-11	\$10,751.00
MI-O-BO-12-6	MI-O-12	\$12,542.00
MI-O-BO-13-6	MI-O-13	\$14,637.00
MI-O-BO-14-6	MI-O-14	\$16,743.00

MI-O-HU-BO MODEL NO.	USE WITH	US GPM	LIST PRICE
MI-O-HU-BO-A-6	MI-O-HU-A	10	\$7,152.00
MI-O-HU-BO-B-6	MI-O-HU-B	15	\$7,240.00
MI-O-HU-BO-C-6	MI-O-HU-C	20	\$7,458.00
MI-O-HU-BO-1-6	MI-O-HU-1	25	\$7,658.00
MI-O-HU-BO-2-6	MI-O-HU-2	35	\$7,944.00
MI-O-HU-BO-3-6	MI-O-HU-3	50	\$9,490.00
MI-O-HU-BO-4-6	MI-O-HU-4	75	\$5,343.00
MI-O-HU-BO-5-6	MI-O-HU-5	100	\$5,572.00
MI-O-HU-BO-6-6	MI-O-HU-6	125	\$5,805.00
MI-O-HU-BO-7-6	MI-O-HU-7	150	\$6,027.00
MI-O-HU-BO-8-6	MI-O-HU-8	200	\$8,628.00
MI-O-HU-BO-9-6	MI-O-HU-9	250	\$11,196.00
MI-O-HU-BO-10-6	MI-O-HU-10	300	\$13,625.00
MI-O-HU-BO-11-6	MI-O-HU-11	350	\$16,124.00
MI-O-HU-BO-12-6	MI-O-HU-12	400	\$18,816.00
MI-O-HU-BO-13-6	MI-O-HU-13	450	\$21,944.00
MI-O-HU-BO-14-6	MI-O-HU-14	500	\$25,124.00

MI-G-LID REPLACEMENT LIDS FOR MI-G GREASE INTERCEPTORS

MI-G-LID

NOTE: Pedestrian rated only



MODEL NO.	US GPM	A IN	B IN	LIST PRICE EA.	NO. OF LIDS	NO. OF BOLTS
MI-G-0-LID	4	10.75	16.25	\$937.00	1	1
MI-G-1-LID	7	13.25	17.75	\$937.00	1	1
MI-G-2-LID	10	15.75	21.25	\$1,029.00	1	1
MI-G-3-LID	15	15.75	23.75	\$1,216.00	1	1
MI-G-4-LID	20	15.75	23.75	\$1,216.00	1	1
MI-G-5-LID	25	18.75	27.75	\$1,216.00	1	1
MI-G-6-LID	35	23.25	30.75	\$1,872.00	1	4
MI-G-7-LID	50	23.25	30.75	\$1,872.00	1	4

Suffix -AL, for replacement aluminum lids, Add - (MI-G-0-LID to MI-G-3-LID, \$1,232.00), (MI-G-4-LID to MI-G-7-LID, \$1,814.00)

To determine the List Price of a Bolt on extension size not listed, take the 6" bolt on price, divide by 6, then multiply by the number of inches of bolt on extension required. Round up fractions to the next number.



FIXTURE CARRIERS

STRUCTURAL FEET

The feet are heavy duty cast ductile iron and invertible. No distinction is necessary between right and left hand. Each foot wraps around the specially formed edge of the carrier body extending only 7/8" (22) beyond the faceplate. This wrap around design allows for better seating with a continuous adjustment slot that covers the full mounting range. Slots at the top and bottom provide additional means to install the feet. The 18" (460) height covers most mounting requirements for both standard and ADA water closets.

EXTENSION

The extension includes a test cap and N.P.T. (tapered) threads. It is made of ABS plastic. The standard length is 8" (200) long and covers a 1" (25) minimum to 6 1/4" (160) maximum range. After system testing, the extension is easily cut off to meet the installation requirements.

HARDWARE


The hardware is cadmium plated, with chrome plated MIFAB cap nuts.

FITTING GASKET

The gasket is elastomer and is designed with a raised bead to provide a positive watertight seal between the fitting and carrier body. It is held in place at the fitting opening, eliminating awkward handling when attaching the carrier body to the fitting.

CARRIER FACEPLATE

The faceplate is lacquered cast iron, heavy duty and invertible for use with siphon jet or blowout water closets. Breakaway tabs and elongated mounting slots accommodate the full range of standard and wheelchair roughing-in heights. It slides into the groove in the structural feet to form a rigid assembly.



OPTIONAL ANCHOR FOOT

The anchor foot is heavy-duty lacquered cast iron, which provides three-point support. Adjustable threaded rod attaches the foot to the fitting. A single anchor bolt secures the foot to the floor. (Specify suffix -3)

FIXTURE CARRIERS

FIXTURE CARRIER SELECTION AND CONSIDERATION INFORMATION

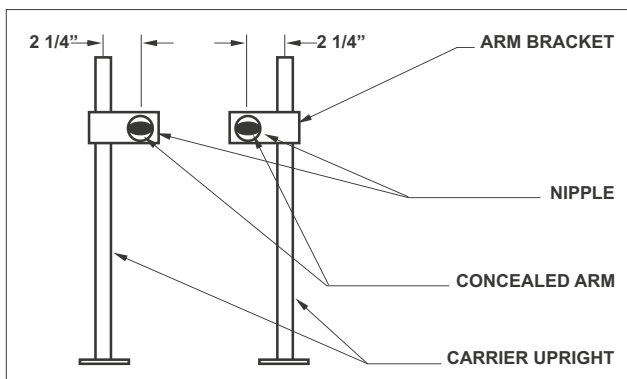
APPLICATION	TYPES	RECOMMENDED CARRIER
Commercial construction Off the floor Water Closet	Horizontal or vertical Fixed or Adjustable	MC-10, MC-10-EXT, MC-12, MC-13 MC-14, MC-15.
Light commercial or residential Off the floor Water Closet	Fixed Vertical	MC-14-3, MC-21, MC-25
Off the floor lavatories (mounted on structural support legs constructed behind the finished wall) Wash Sinks, Surgical Scrub Sinks	Plate type Exposed Arm Concealed Arm Wheelchair	MC-30, MC-31, MC-32, MC-33 MC-40, MC-56, MC-41, MC-51, MC-53, MC-53, MC-54 MC-42 MC-60
Off the Floor Urinals		MC-30
Off the Floor Drinking Fountains and Water Coolers		MC-30, MC-31, MC-33
Penal Fixtures	Stack mounted fixtures	MC-26, MC-27, MC-28

FIXTURE CARRIERS

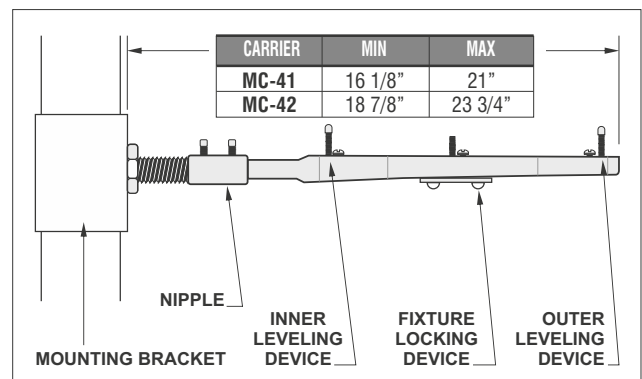
CLOSET CARRIER NIPPLE VARIATIONS

(STANDARD) TAPERED THREAD	ROLLED STRAIGHT THREAD (suffix -OR)	TAPERED THREAD TWO PIECE NIPPLE WITH ADJUSTABLE HORN (suffix -AH)
		
MC-10-PN8-31 (12" also available)	MC-10-PN8R-31 (12" also available)	MC-10-PN8AH-31 (12" also available)

CONCEALED ARM CARRIERS



The center of the concealed arm nipple is 2 1/4" offset from center line of the uprights. It is imperative that this offset be accommodated when locating the position of the upright before it is lag bolted to the floor slab!



NOTE: Minimum and maximum dimensions are front of mounting bracket to the end of the concealed arm. The outermost leveler position is 3/4" from the end of the arm

Fixture Carrier Selection Guide

ADVANTAGES OF OFF-THE-FLOOR PLUMBING FIXTURES

Off-the-floor plumbing fixtures are easily the most widely used plumbing fixture in commercial building today. As the name implies, no part of the fixture touches the floor of the installation. The fixture is mounted to steel studs protruding through the wall from a carrier support in the pipe chase. This carrier support is anchored to the chase floor and receives the fixture load. The advantages of off-the-floor fixtures, as opposed to floor mounted fixtures, are numerous. The most obvious advantages - installation, maintenance, sanitation and aesthetics - are presented here.

1. INSTALLATION

The installation of floor mounted fixtures can be costly and time-consuming to the job. Floor mounted fixtures require slab penetration and sleeving at each location. The resulting waste piping is run under the slab, thus creating a need in multi-story buildings to provide a false ceiling for concealment purposes. The piping assembly also requires special consideration as it is usually accomplished piece by piece during installation. By comparison, the off-the-floor fixture installation does not involve slab penetration in the toilet room. Since all piping is behind the wall, there is no need for ceiling modification. And off-the-floor support systems are fairly modular in design, allowing for prefabrication, on or off site, before installation. All this contributes to substantial savings in time and cost.

2. MAINTENANCE

Both floor mounted and off-the-floor plumbing installations may have similar mechanical service requirements; however, due to their inherent characteristics, the off-the-floor installations are generally considered easier to service and maintain.

3. SANITATION

The most important consideration of toilet room design is sanitation, the ability to maintain a clean environment. The floor mounted fixture installation directly opposes this consideration. The base of the fixture magnetically attracts dirt that is difficult, if not impossible, to remove. Floor deterioration in the area of fixture contact also contributes to unsanitary conditions. The clearance that the off-the-floor fixture installation provides immediately resolves the problems of floor mounted design. Complete sanitation is easily maintained with normal cleaning.

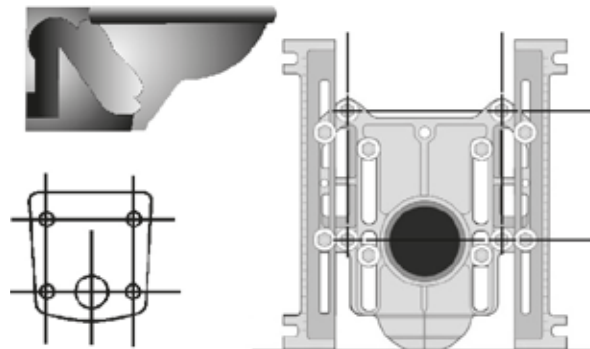
4. AESTHETICS

Aesthetic appeal is an important consideration in deciding upon fixtures. The clean, smooth lines of off-the-floor fixtures complement today's contemporary toilet room designs.

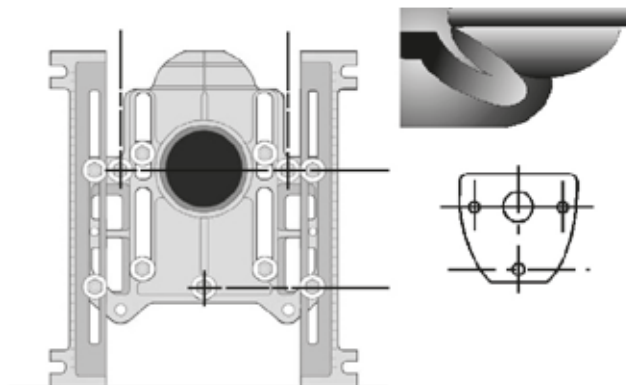
TYPES OF WATER CLOSETS

There are two types of water closets commonly used in commercial installations: siphon jet and blowout. The MIFAB closet carrier can be used to mount either type.

SIPHON JET WATER CLOSETS use siphonic flushing action to evacuate the bowl. This is a quiet and economical type of flushing action that provides quick, efficient results. The large water surface area of the bowl, for better sanitation, is another desirable feature of the siphon jet water closet. The siphon jet closet mounts to the carrier with four mounting studs.



BLOWOUT WATER CLOSETS use a direct jet stream for bowl evacuation. This type of flushing action is rapid and forceful and primarily used in heavy duty installations such as stadiums and terminals. Due to this powerful flushing, the blowout water closet is noisier in operation than the siphon jet. The blowout closet mounts to the wall with three mounting studs. **NOTE: It is highly inadvisable to mount Blow-out type water closets in a "Back to Back" type installation.**

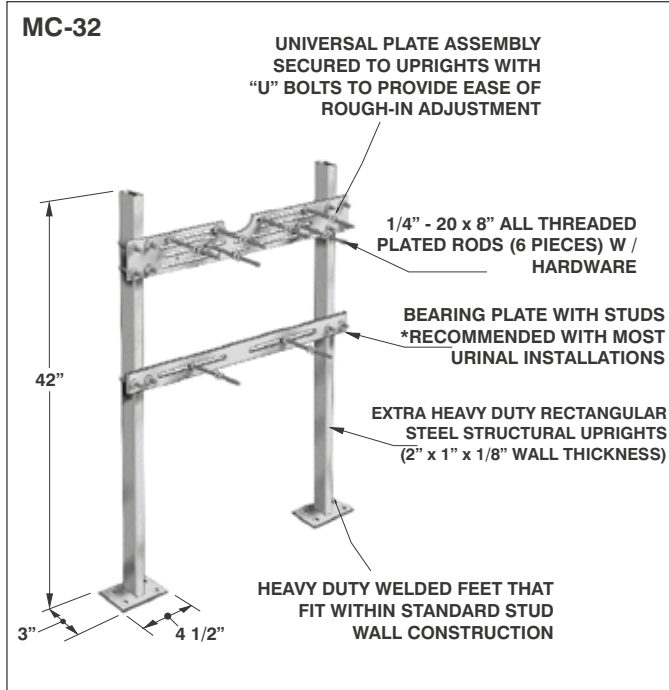


Fixture Carrier Selection Guide (Cont'd.)

FIXTURE CARRIERS

PLATE TYPE CARRIERS

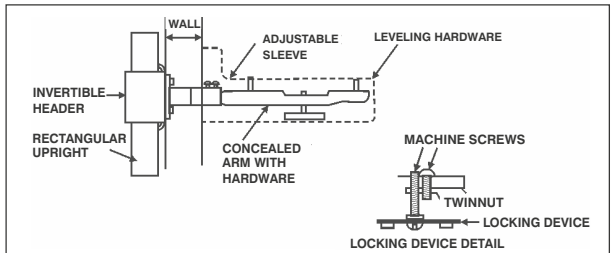
The MIFAB plate type floor mounted fixture carriers have been developed to accommodate the majority of hanger plate supported fixtures such as urinals, plate type lavatories and water coolers for support independent of the wall. The MIFAB universal backing plate provides adjustment for a wide variety of fixtures from most manufacturers.



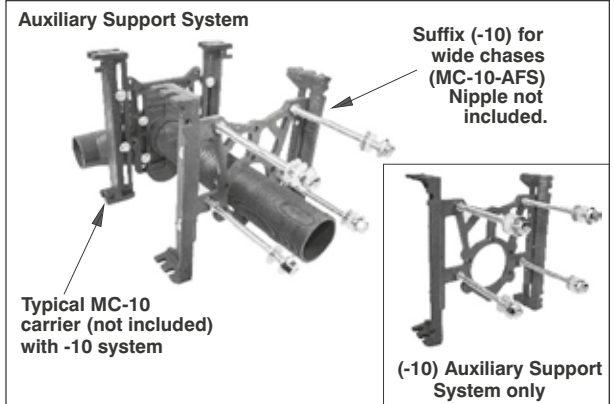
Carriers are provided with complete installation instructions for customer convenience.

CONCEALED ARM CARRIERS

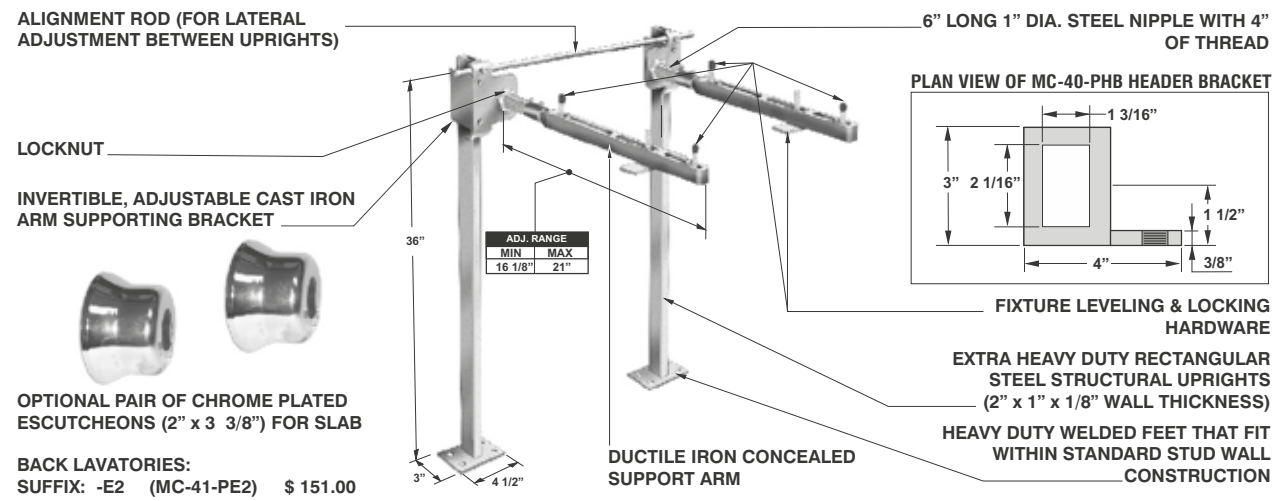
MIFAB concealed arm lavatory carriers can be used with any lavatory fixture that has been drilled for concealed arm supports. This concealed arm support consists of ductile iron arms with leveling and locking hardware. These arm assemblies are available in two lengths to accommodate standard and wheelchair fixtures. After carrier installation and completion of wall construction, final adjustment can be made to the arm and sleeve assembly. Then the fixture is slid over the arms. Level and locking are accomplished through openings in the fixture itself. Installation is then complete.



CONCEALED ARM INSTALLATION DETAIL



MC-41



Fixture Carrier Suggested Specifications

WALL HUNG CLOSET CARRIERS

Wall Hung Water Closets shall be supported independently of the wall by MIFAB Series MC-1(*) carrier fittings with ductile iron adjustable foot supports. Where space permits, waste piping shall be run horizontally above the floor and MIFAB Series MC-10 series single or double carrier fittings shall be used. Connection to the stack in a horizontal run shall be a TY or a MC-13 carrier fitting. Where pipe space is limited, or where single fixtures are installed use MIFAB MC-14 Series. Where fixtures are located on common waste/vent stacks use MIFAB Series MC-15 series carrier fittings.

* Series number denotes horizontal, vertical adjustable or vertical fixed water closet carrier.

WALL HUNG URINALS Wall

Hung Urinals shall be supported independently of the wall by MIFAB Series MC-32 Series Urinal Carrier with two supporting plates, heavy-duty rectangular steel uprights with integral welded feet.


WALL HUNG LAVATORIES

Wall Hung Lavatories shall be supported independently of the wall by MIFAB Series MC -40 Series Lavatory Carrier with heavy duty rectangular steel uprights with integral welded feet. Wherever possible, fixtures shall be supplied with access for concealed arm supports and MIFAB Series MC-41 with cast ductile iron arms shall be used. Supply chrome plated escutcheons on slab type lavatories. Where fixtures are not available with access for concealed arms, fixtures shall be supported by MIFAB Series MC-31 or MC-32 for plate supported lavatories, or MC-40 for exposed arms.

WHEEL CHAIR LAVATORIES

Wheel chair lavatories shall be supported independently of the wall by MIFAB Series MC-42 Lavatory Carrier with extended cast ductile iron concealed arms and heavy duty rectangular steel uprights with integral welded feet.

MC-10L




MC-32



FIGURE CARRIERS

MC-41 & MC-42 with cast ductile iron arms.



TYPICAL CLOSET CARRIER LAYOUT

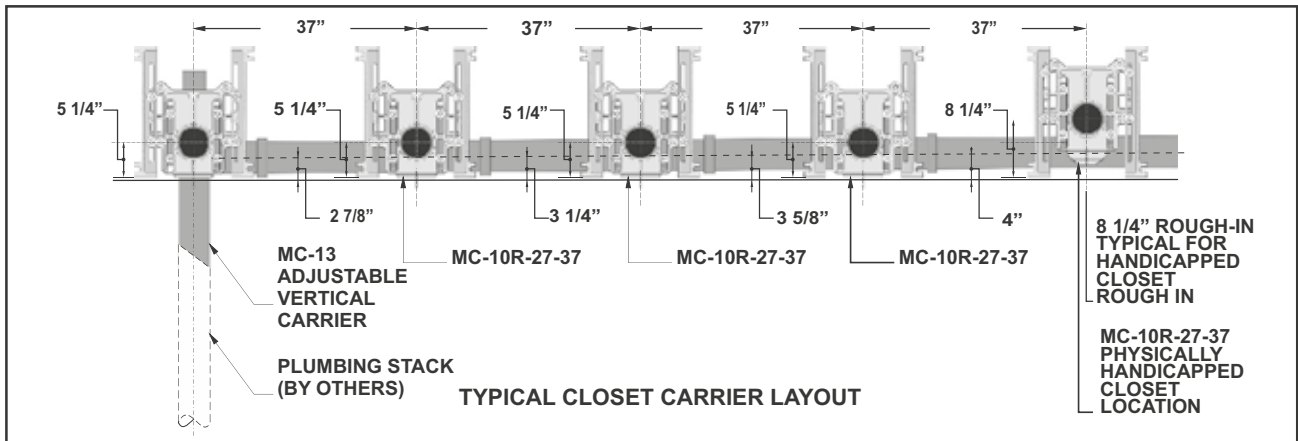
ANSI Standard A-112.19.2, Vitreous China Plumbing Fixtures, paragraph 5.1.3.3 states that a "Physically Handicapped" water closet is a siphon jet design that is positioned 18" from the finished floor to the top of the rim.

The closet carrier layout detailed below has the following common installation dimensions:

- * Waste piping is pitched at 1/4" per foot
- * Centerline of the regular water closet outlets to the finished floor is 5 1/4"
- * Regular water closet rim to the finished floor is 15 1/4"
- * Centerline of the physically handicapped water closet outlet to the finished floor is 8 1/4"
- * Physically handicapped water closet rim to the finished floor is 18"

The regular water closets are supported by MIFAB's MC-10-27-37 long barrel carrier fittings that are produced with a 37" long barrel. This can save the installer time and material by not having to purchase and cut waste pipe to install between standard "short barrel" carrier fittings (MC-10 Series) that are 13" long.

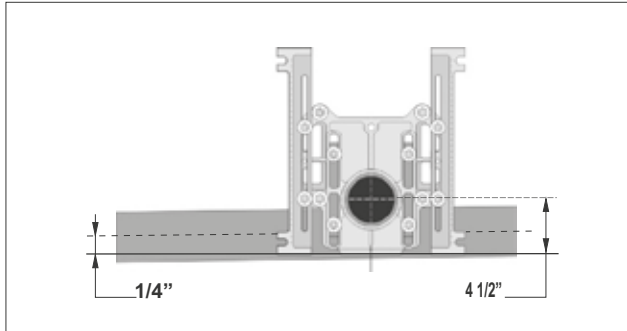
Note that physically handicapped water closets can also be installed onto the MC-13, vertical, adjustable carrier by positioning the centerline of the 4" female threaded nipple connection in the faceplate 8-1/4" from the finished floor.



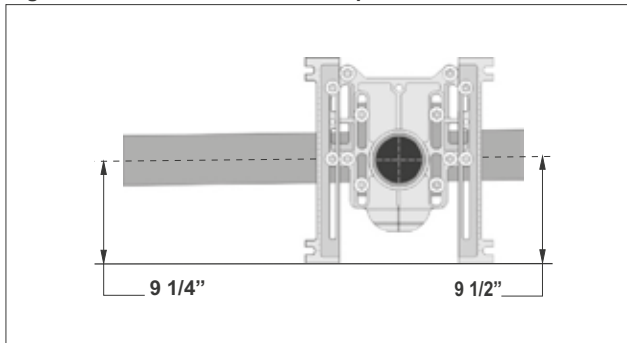
Up to a maximum of ten fixtures may be installed on either side of the stack fitting provided that the waste drain piping is pitched 1/8" per foot.

ADJUSTMENT RANGE OF MIFAB'S MC-10 AND MC-13 SERIES CARRIER FITTINGS

Lowest fixture outlet and drain line position



Highest fixture outlet and drain line position



CENTER LINE OF FIXTURE OUTLET HEIGHT FROM FINISHED FLOOR	CENTERLINE DRAIN LINE POSITION FROM THE FINISHED FLOOR	
	MINIMUM	MAXIMUM
4 1/2"	4 1/2"	1/4"
4 3/4"	4 1/2"	1/2"
5"	4 3/4"	3/4"
5 1/2"	5 1/4"	1 1/4"
6"	5 3/4"	1 3/4"
6 1/2"	6 1/4"	2 1/4"
7"	6 3/4"	2 3/4"
7 1/2"	7 1/4"	3 1/4"
8"	7 3/4"	3 3/4"
8 1/4"	8"	4"
8 1/2"	8 1/4"	4 1/4"
8 3/4"	8 1/2"	4 1/2"
9"	8 3/4"	4 3/4"
9 1/2"	9 1/4"	5 1/4"

Note: For all rough-in heights, the closet carrier fitting has a 4" vertical adjustment range. This is to ensure that there is enough drainage pitch on long runs.

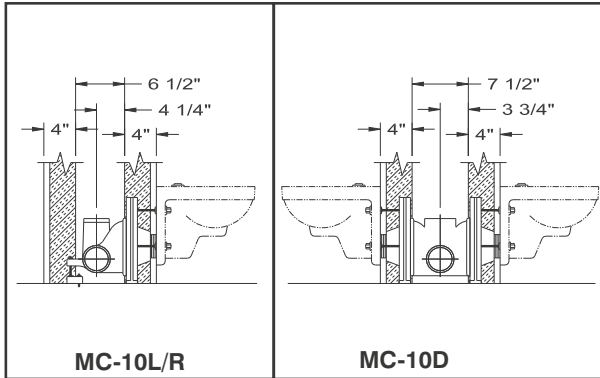
HORIZONTAL AND VERTICAL ADJUSTABLE / FIXED CLOSET CARRIER MINIMUM SPACE REQUIREMENTS

Dimensions shown are minimum assuming carrier face plate and foot are built in wall and minimum length shortened coupling is used.

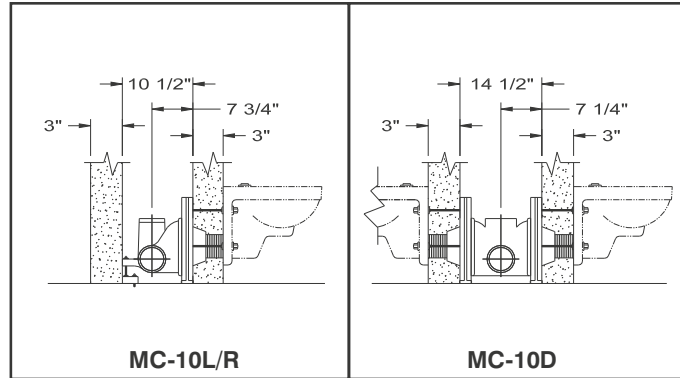
Dimensions shown are minimum assuming carrier fitting, face plate foot and rear anchor foot are located in pipe chase.

HORIZONTAL ADJUSTABLE CARRIERS

IN WALL

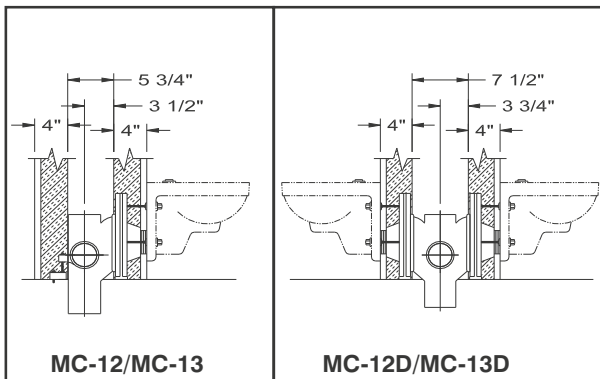


IN PIPE CHASE



VERTICAL ADJUSTABLE CARRIERS

IN WALL



IN PIPE CHASE

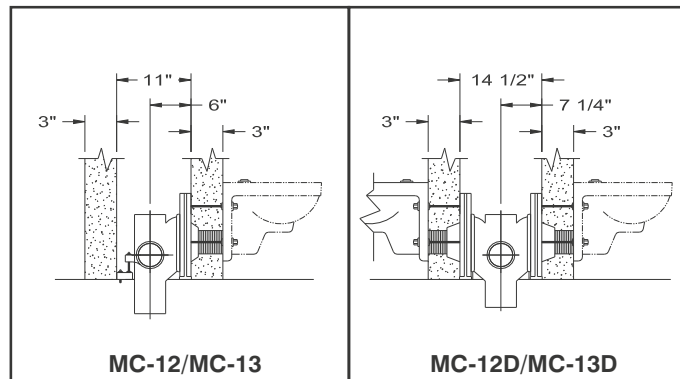
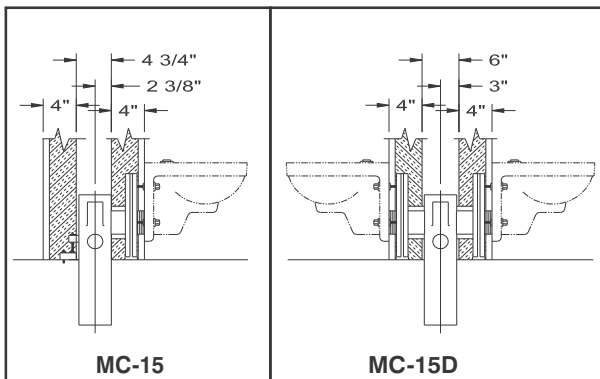


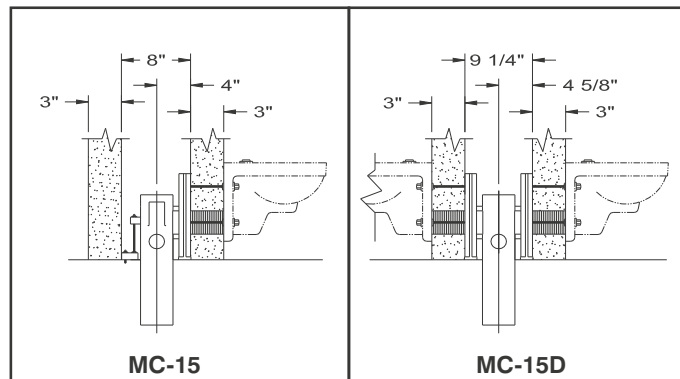
FIGURE CARRIERS

VERTICAL FIXED OFFSET CARRIERS

IN WALL



IN PIPE CHASE




SHIFT and LIFT[®]

Universal Water Closet Carrier Offset Kit

You have told us how frustrating and expensive it is when the ADA water closet is less than 18" from the center to the finished wall.

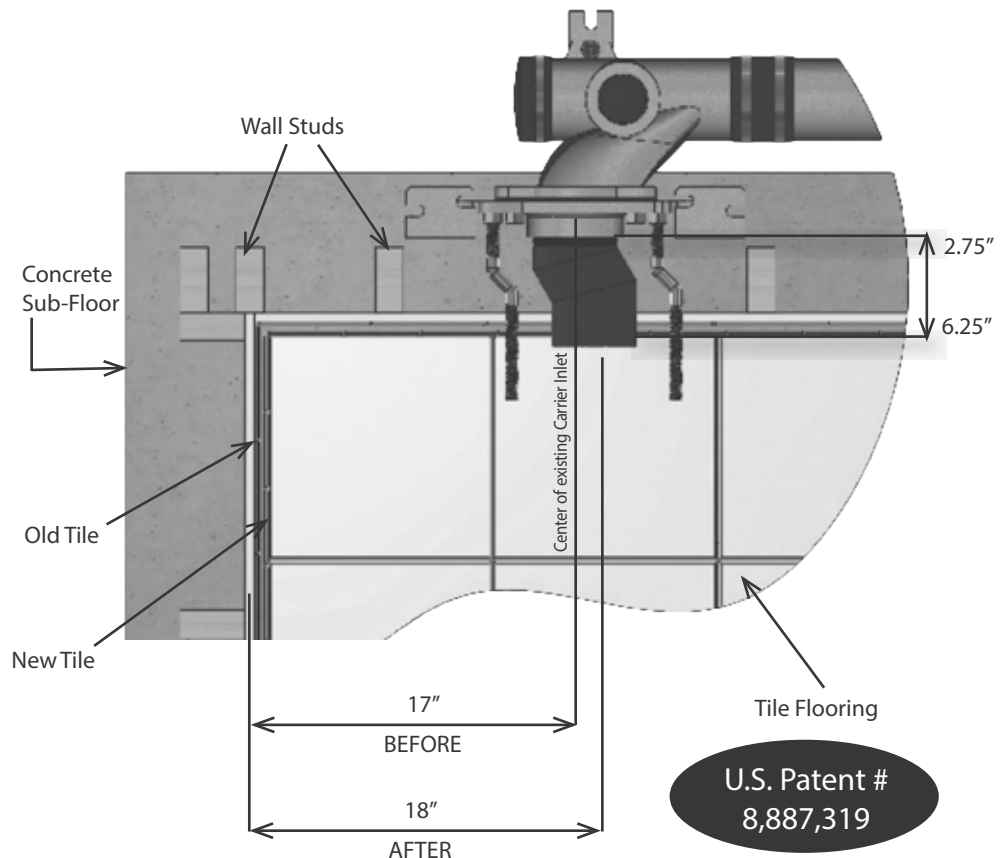
You can now offset the fixture without having to tear out the carrier! The MC-10 Series is tested with the "Shift and Lift" offset hardware package to support a 500 lb. Load with the rear anchor support.



The SHIFT and LIFT is available in three different adjustments:

- 1) 1/2" (Part # MC-10-PN8R-31-SL-50)
- 2) 3/4" (Part # MC-10-PN8R-31-SL-75)
- 3) 1" (Part # MC-10-PN8R-31-SL-100)

Works with all manufacturer's (JaSaWaZ) carriers.



U.S. Patent #
8,887,319

LIST PRICE - P.O.A.

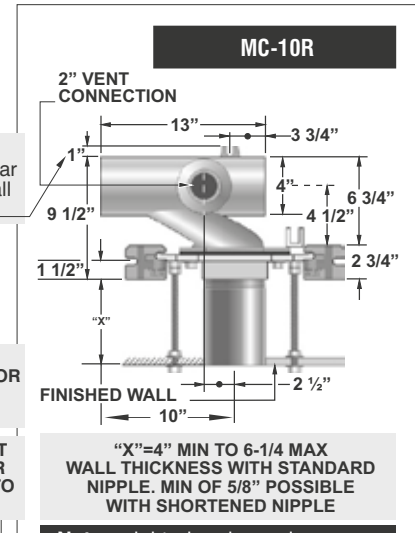
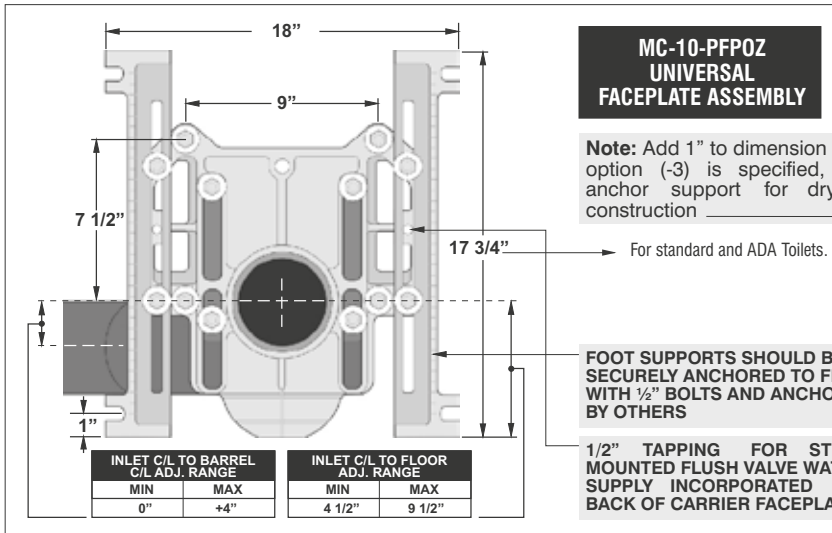
MIFAB WATER CLOSET FEATURES AND BENEFITS

Features	Benefits
Most compact full featured carrier available.	Legs and face plate always factory assembled to save assembly labor. Legs are 18 inches high for ADA closet rough-in. Legs are invertible - no rights or lefts - same for both. Legs have 2 slots for anchor bolts in case of obstacle in floor (ie rebar) - only one bolt required.
Trim and fitting boxed separately.	Ease of handling and storage.
Bolts for closet height adjustment are located on front faceplate.	Easy access to allow for adjustment on water closet/fitting height. Labor savings by using an air gun with a battery of carriers. Stud obstruction eliminated with bolts on front of faceplate saving labor and time.
Two ½ inch tappings on back of faceplate.	Allows strut to be bolted flush to back of faceplate and notches in legs. Use of cushion clamp in strut allows for 4¾" inch rough-in from centre of cushion clamp to centre of nipple, allows for flush valve water supply rough-in. Anchor strut provides support for any additional rough-in. Strut has multifunctional use. Holdrite® bracket fastens over hardware rods that support the water closets - can be used for 4¾" inch flush valve water supply rough-in.
Breakaway tabs on faceplate.	For fitting height adjustment. Very common dimensions to center of water closet bowl when breaking off each tab. Rough-in height adjustment: Bottom of face plate to centre = 7 inch centre 1st cut = 4½" cut inch centre 2nd cut = 5 ¼" inch centre
Faceplate has additional 5/8 inch tapping.	The same faceplate to be inverted for blowout water closet installation.
Faceplate with O-ring.	Can receive any of 3 different nipple designs: - rolling threaded nipple - tapered nipple with running threaded horn adjustment - standard tapered threaded nipple
Feet are 2¾" inches deep	Allow carrier legs to fit in smaller stud channel.
Narrow pipe chase installation.	9½" inches from front of legs to back of the fitting, plus 1 inch for rear anchor support. 6½" inches from back of legs to the back of fitting, plus 1 inch for rear anchor support.
37 inch long barrel - MC-10-27-37	Minimal up charge. Savings on cost of pipe, cutting pipe and no hub bands versus the competition. Always supplied with 2 inch waste connection auxiliary inlet to receive lavatory and/or urinal waste. Eliminates the need for a "Y" and/or "T" fitting if a lavatory and/or urinal are required.
¾ 37 inch wider bolt slots for long barrel fitting	Provides necessary adjustment to achieve required slope.
Threaded rods protective casing.	Protects threads during installation
Closet support rods have double tightening nut.	One for siphon jet – 4 studs. Second for blowout toilet – 3 studs (by turning faceplate upside down). Ensures steadfast connection.
1 inch leg notches from ground	Grip a 1½" inch angle iron to transport a battery of carriers to the job site.
½ inch increments on legs/faceplate.	Visual reference for toilet height adjustment.
All tapped holes are greased.	For ease of installation for threaded rods.
Bowl saver washer	Allows closet bowl to fit closer to the finished wall. Reduces bowl breakage.
Fits flush with finished wall	This allows for less caulking and less chance to chip, damage or break toilet bowl.
Plastic washer prevents toilet bowl from hitting on steel nut.	Eliminates the need to cut a larger hole in finished wall and or ceramic tile to install 5/8" nut on threaded rod. This saves labor and repairs to finished wall. Saves money.

MC-10

HORIZONTAL ADJUSTABLE WATER CLOSET CARRIER (FOR SIPHON JET AND BLOWOUT TOILETS)

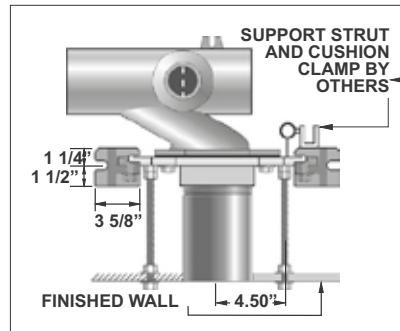
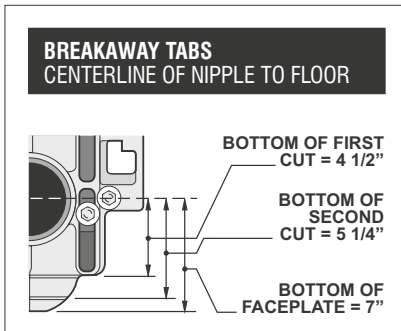
MC-10



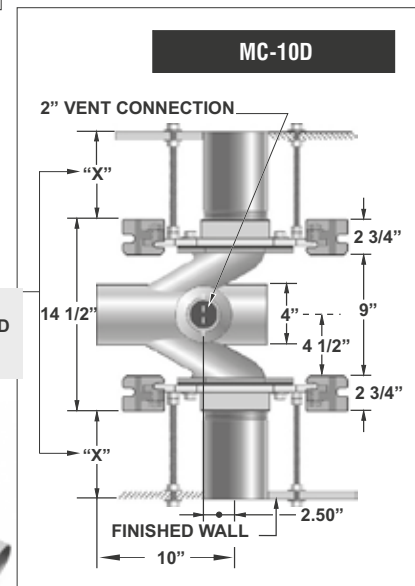
Note: right hand versions illustrated, left hand are mirror image

Note: Rear anchor support is included with every single carrier.

*MC-10 is tested to support a 500 lb. load with the rear anchor support.



"X"=4" MIN TO 6-1/4 MAX WALL THICKNESS WITH STANDARD NIPPLE. MIN. OF 5/8" POSSIBLE WITH SHORTENED NIPPLE



FIXTURE CARRIERS

Note: 8" tapered thread ABS nipple shipped standard with MC-10 Series carriers. The universal faceplate assembly accepts all nipple variations, rolling thread (-OR), cast iron (-CI) and tapered thread ABS with adjustable horn (-AH). (See page 224)

MC-10			
MODEL NO.	DESCRIPTION	WEIGHT (Lbs.)	LIST PRICE
MC-10L	Single left hand	66.00	\$ 1316.00
MC-10R	Single right hand	66.00	\$ 1316.00
MC-10D	Double - back to back	117.00	\$ 2428.00



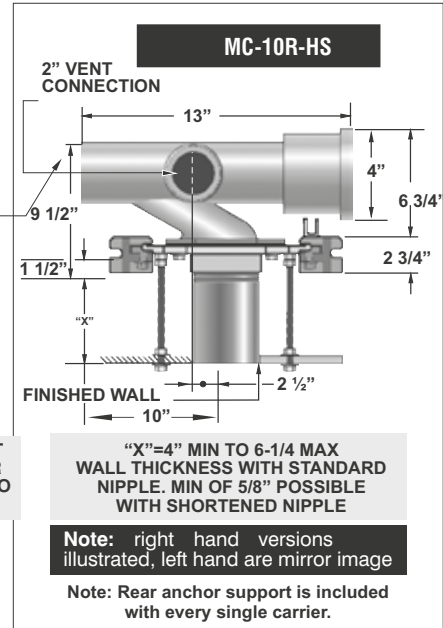
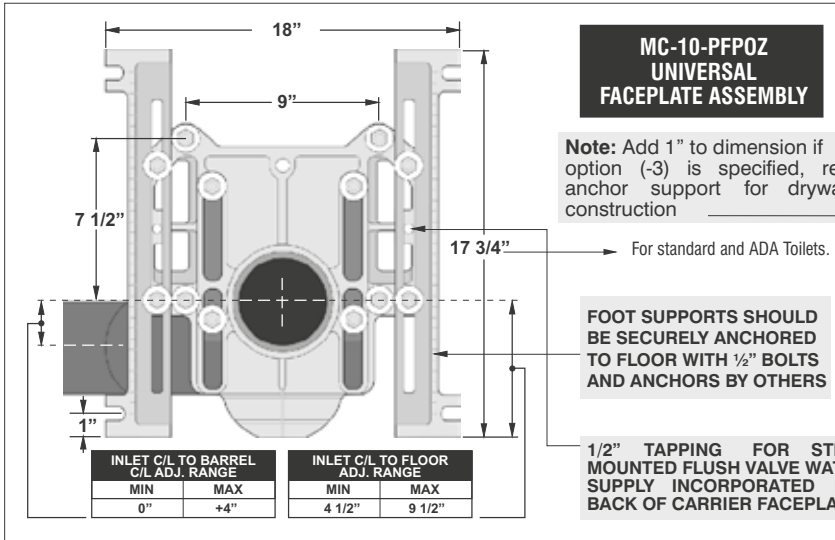
MC-10 OPTIONAL VARIATIONS:							
SUFFIX	DESCRIPTION	LIST PRICE		SUFFIX	DESCRIPTION	LIST PRICE	
		SINGLE	DOUBLE			SINGLE	DOUBLE
-01	Neoprene bowl gasket (MC-10-PBG)	\$ 56.00	\$ 113.00	-AH8	8" ABS nipple with adjustable horn (MC-10-PN8AH-31)	No Add	No Add
-1	Finishing / Tiling Frame (MC-10-1-PTFK)	\$ 75.00	\$ 150.00	-AH12*	12" ABS nipple with adjustable horn* (MC-10-PN12AH-31)	No Add	No Add
-3	Rear anchor support (MC-10-3-PRSFK)	Standard	N/A	-CI-4	4" rolling thread cast iron nipple (MC-10-PN4R-50)	No Add	No Add
-10	Auxiliary support, recommended with nipple lengths over 12" (MC-10-AFS)	\$ 782.00	1564.00	-CI-6	6" rolling thread cast iron nipple (MC-10-PN6R-50)	No Add	No Add
-12	12" tapered thread ABS nipple* (MC-10-PN12-31)	No Add	No Add	-CI-8	8" rolling thread cast iron nipple (MC-10-PN8R-50)	No Add	No Add
-13	All galvanized	\$ 742.00	\$1484.00	-CI-12*	12" rolling thread cast iron nipple* (MC-10-PN12R-50)	\$ 92.00	\$ 184.00
-14	Vandal proof finish trim (MC-10-PFH-14)	\$ 122.00	\$ 244.00	-CI-24	24" rolling thread cast iron nipple (MC-10-PN24R-50)	\$ 273.00	\$ 545.00
-17	Test plug for custom cast iron nipples	\$ 55.00	\$ 110.00	-FM	Floor mount back outlet fixture support	No Add	No Add
-19	Nipple wrench (MC-10-PCW)	\$ 98.00	\$ 98.00	-HD-750	750 lb. rated heavy duty	\$ 1777.00	\$ 3616.00
-20	Flush valve support (MC-10-FVS)	\$ 81.00	\$ 162.00	-HDX	1,000 Lb. rated extra heavy duty	\$ 2899.00	\$ 5706.00
-22	Less fitting	\$ 658.00	\$1112.00	-OR8	8" rolling thread ABS nipple (MC-10-PN8R-31)	No Add	No Add
				-OR12*	12" rolling thread ABS nipple (MC-10-PN12R-31)	No Add	No Add
				-PFAB	Prefabricated carriers	No Add	No Add

* H-1167-KA-14 (Threaded rods for 12" nipples 5/8" x 14") \$ 23.00 \$ 46.00

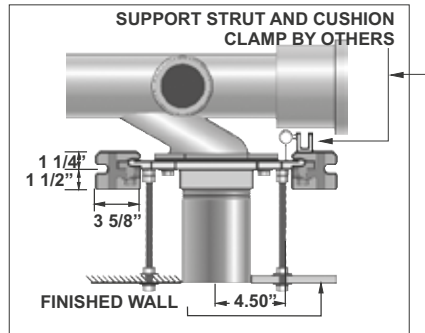
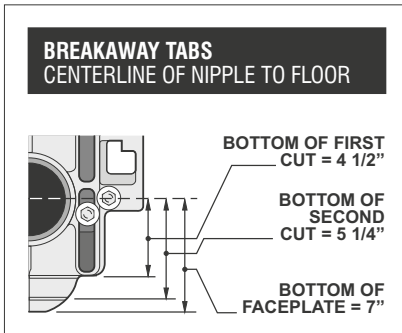
MC-10-HS

HORIZONTAL ADJUSTABLE HUB AND SPIGOT WATER CLOSET CARRIER (FOR SIPHON JET AND BLOWOUT TOILETS)

MC-10-HS



*MC-10 is tested to support a 500 lb. load with the rear anchor support.



Note: 8" tapered thread ABS nipple shipped standard with MC-10 Series carriers. The universal faceplate assembly accepts all nipple variations, rolling thread (-OR), cast iron (-CI) and tapered thread ABS with adjustable horn (-AH). (See page 224)

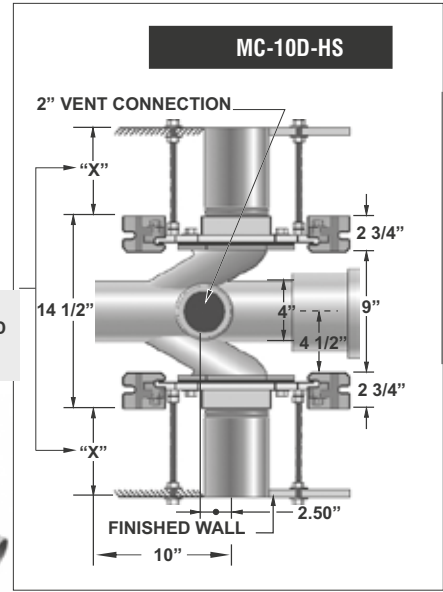


FIGURE CARRIERS

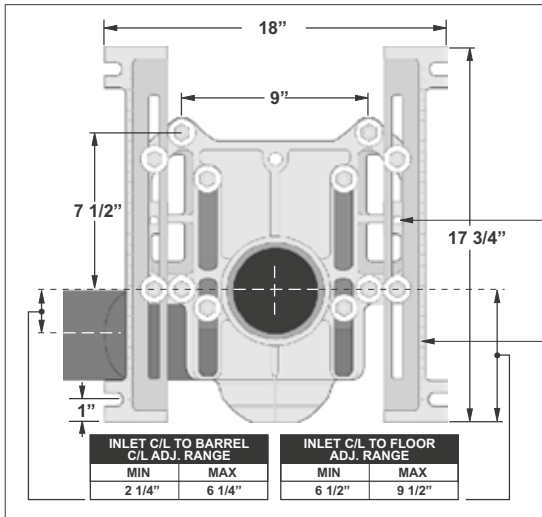


MC-10-HS			
MODEL NO.	DESCRIPTION	WEIGHT (Lbs.)	LIST PRICE
MC-10L-HS	Single left hand	66.00	\$ 1479.00
MC-10R-HS	Single right hand	66.00	\$ 1479.00
MC-10D-HS	Double - back to back	117.00	\$ 2767.00

MC-10-HS OPTIONAL VARIATIONS:							
SUFFIX	DESCRIPTION	LIST PRICE		SUFFIX	DESCRIPTION	LIST PRICE	
		SINGLE	DOUBLE			SINGLE	DOUBLE
-01	Neoprene bowl gasket (MC-10-PBG)	\$ 56.00	\$ 113.00	-AH8	8" ABS nipple with adjustable horn (MC-10-PN8AH-31)	No Add	No Add
-1	Finishing / Tiling Frame (MC-10-1-PTFK)	\$ 75.00	\$ 150.00	-AH12*	12" ABS nipple with adjustable horn* (MC-10-PN12AH-31)	No Add	No Add
-3	Rear anchor support (MC-10-3-PRSFK)	Standard	N/A	-CI-4	4" rolling thread cast iron nipple (MC-10-PN4R-50)	No Add	No Add
-10	Auxiliary support, recommended with nipple lengths over 12" (MC-10-AFS)	\$ 782.00	1564.00	-CI-6	6" rolling thread cast iron nipple (MC-10-PN6R-50)	No Add	No Add
-12	12" tapered thread ABS nipple* (MC-10-PN12-31)	No Add	No Add	-CI-8	8" rolling thread cast iron nipple (MC-10-PN8R-50)	No Add	No Add
-13	All galvanized	\$ 742.00	\$1484.00	-CI-12*	12" rolling thread cast iron nipple* (MC-10-PN12R-50)	\$ 92.00	\$ 184.00
-14	Vandal proof finish trim (MC-10-PFH-14)	\$ 122.00	\$ 244.00	-CI-24	24" rolling thread cast iron nipple (MC-10-PN24R-50)	\$ 273.00	\$ 545.00
-17	Test plug for custom cast iron nipples	\$ 55.00	\$ 110.00	-FM	Floor mount back outlet fixture support	No Add	No Add
-19	Nipple wrench (MC-10-PCW)	\$ 98.00	\$ 98.00	-HD-750	750 lb. rated heavy duty	\$ 1777.00	\$ 3616.00
-20	Flush valve support (MC-10-FVS)	\$ 81.00	\$ 162.00	-HDX	1,000 Lb. rated extra heavy duty	\$ 2899.00	\$ 5706.00
-22	Less fitting	\$ 821.00	\$1451.00	-OR8	8" rolling thread ABS nipple (MC-10-PN8R-31)	No Add	No Add
				-OR12*	12" rolling thread ABS nipple (MC-10-PN12R-31)	No Add	No Add
				-PFAB	Prefabricated carriers	No Add	No Add

* H-1167-KA-14 (Threaded rods for 12" nipples 5/8" x 14") \$ 23.00 \$ 46.00

MC-10-EXT HORIZONTAL ADJUSTABLE WATER CLOSET CARRIER FOR ADA HEIGHT MC-10-EXT WATER CLOSETS IN MIDDLE OF BATTERY (FOR SIPHON JET AND BLOWOUT TOILETS)



MC-10-PFPOZ UNIVERSAL FACEPLATE ASSEMBLY

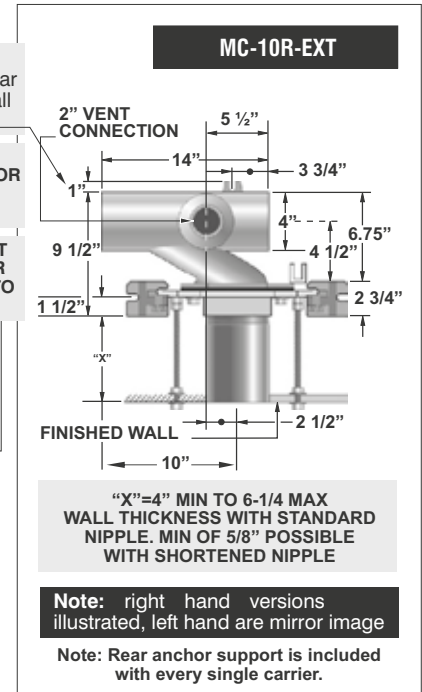
For standard and ADA toilets

Note: Add 1" to dimension if option (-3) is specified, rear anchor support for drywall construction

FOOT SUPPORTS SHOULD BE SECURELY ANCHORED TO FLOOR WITH 1/2" BOLTS AND ANCHORS BY OTHERS

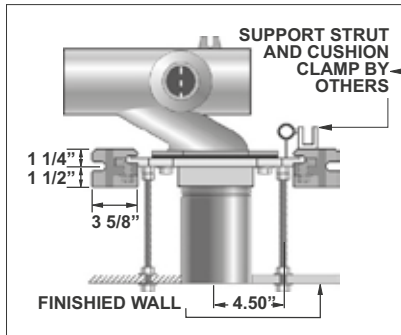
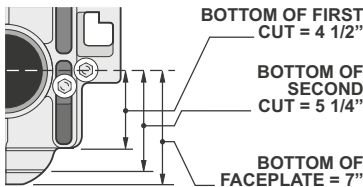
1/2" TAPPING FOR STRUT MOUNTED FLUSH VALVE WATER SUPPLY INCORPORATED INTO BACK OF CARRIER FACEPLATE

Note: 8" tapered thread ABS nipple shipped standard with MC-10 Series carriers. The universal faceplate assembly accepts all nipple variations, rolling thread (-OR), cast iron (-CI) and tapered thread ABS with adjustable horn (-AH). (See page 224).



*MC-10-EXT is tested to support a 500 lb. load with the rear anchor support.

BREAKAWAY TABS CENTERLINE OF NIPPLE TO FLOOR



FIXTURE CARRIERS

MC-10-EXT			
MODEL NO.	DESCRIPTION	WEIGHT (Lbs.)	LIST PRICE
MC-10L-EXT	Single left hand	66.00	\$ 1440.00
MC-10R-EXT	Single right hand	66.00	\$ 1440.00
MC-10D-EXT	Double - back to back	117.00	\$ 2694.00
-HS	Hub and Spigot connection (single)		\$ 163.00
	Hub and Spigot connection (double)		\$ 339.00

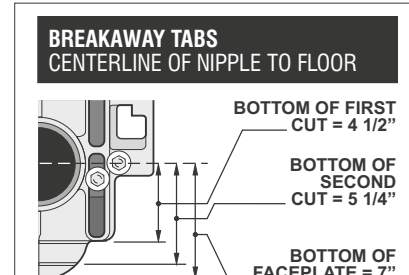
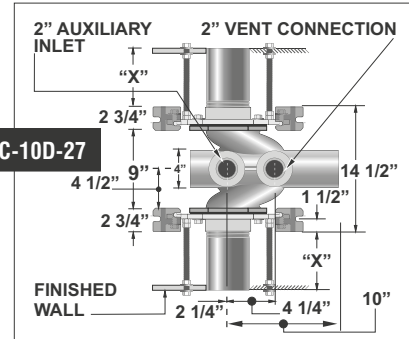
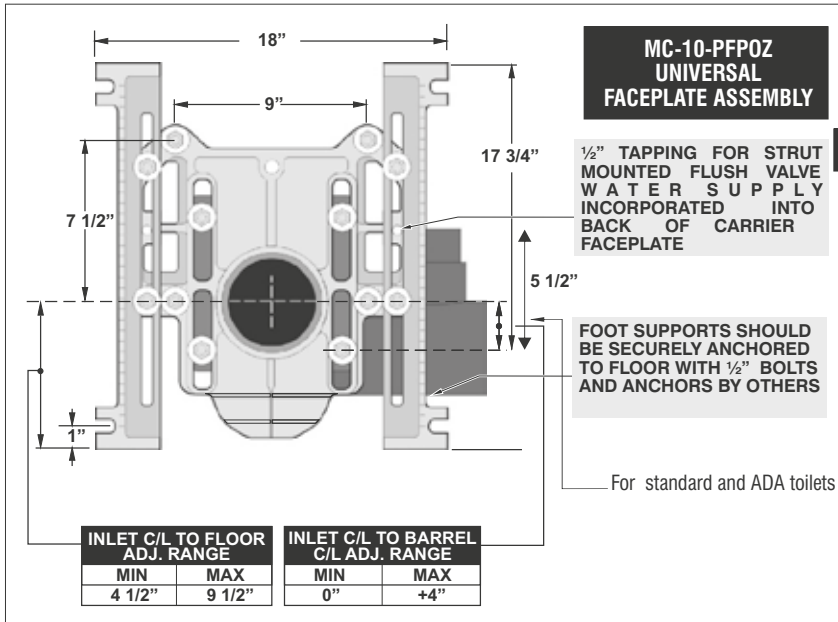


MC-10-EXT. OPTIONAL VARIATIONS:							
SUFFIX	DESCRIPTION	LIST PRICE		SUFFIX	DESCRIPTION	LIST PRICE	
		SINGLE	DOUBLE			SINGLE	DOUBLE
-01	Neoprene bowl gasket (MC-10-PBG)	\$ 56.00	\$ 113.00	-AH8	8" ABS nipple with adjustable horn (MC-10-PN8AH-31)	No Add	No Add
-1	Finishing / Tiling Frame (MC-10-1-PTFK)	\$ 75.00	\$ 150.00	-AH12*	12" ABS nipple with adjustable horn* (MC-10-PN12AH-31)	No Add	No Add
-3	Rear anchor support (MC-10-3-PRSFK)	Standard	N/A	-CI-4	4" rolling thread cast iron nipple (MC-10-PN4R-50)	No Add	No Add
-10	Auxiliary support, recommended with nipple lengths over 12" (MC-10-AFS)	\$ 782.00	1564.00	-CI-6	6" rolling thread cast iron nipple (MC-10-PN6R-50)	No Add	No Add
-12	12" tapered thread ABS nipple* (MC-10-PN12-31)	No Add	No Add	-CI-8	8" rolling thread cast iron nipple (MC-10-PN8R-50)	No Add	No Add
-13	All galvanized	\$ 742.00	\$1484.00	-CI-12*	12" rolling thread cast iron nipple* (MC-10-PN12R-50)	\$ 92.00	\$ 184.00
-14	Vandal proof finish trim (MC-10-PFH-14)	\$ 122.00	\$ 244.00	-CI-24	24" rolling thread cast iron nipple (MC-10-PN24R-50)	\$ 273.00	\$ 545.00
-17	Test plug for custom cast iron nipples	\$ 55.00	\$ 110.00	-FM	Floor mount back outlet fixture support	No Add	No Add
-19	Nipple wrench (MC-10-PCW)	\$ 98.00	\$ 98.00	-HD-750	750 lb. rated heavy duty	\$ 1777.00	\$ 3616.00
-20	Flush valve support (MC-10-FVS)	\$ 81.00	\$ 162.00	-HDX	1,000 Lb. rated extra heavy duty	\$ 2899.00	\$ 5706.00
-22	Less fitting	\$ 782.00	\$1379.00	-OR8	8" rolling thread ABS nipple (MC-10-PN8R-31)	No Add	No Add
				-OR12*	12" rolling thread ABS nipple (MC-10-PN12R-31)	No Add	No Add
				-PFAB	Prefabricated carriers	No Add	No Add

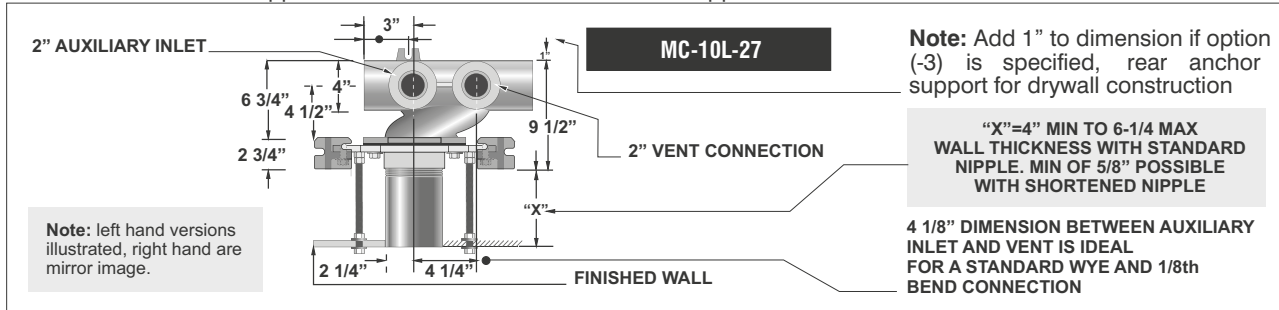
* H-1167-KA-14 (Threaded rods for 12" nipples 5/8" x 14") \$ 23.00 \$ 46.00

MC-10-27 HORIZONTAL ADJUSTABLE WATER CLOSET CARRIER WITH AUX.2" INLET (FOR SIPHON JET AND BLOWOUT TOILETS)

MC-10-27



*MC-10-27 is tested to support a 500 lb. load with the rear anchor support.



FIXTURE CARRIERS

Note: 8" tapered thread ABS nipple shipped standard with MC-10 Series carriers. The universal faceplate assembly accepts all nipple variations, rolling thread (-OR), cast iron (-CI) and tapered thread ABS with adjustable horn (-AH). (See page 224).

MC-10-27			
MODEL NO.	DESCRIPTION	WEIGHT (Lbs.)	LIST PRICE
MC-10L-27	Single left hand	66.00	\$ 1645.00
MC-10R-27	Single right hand	66.00	\$ 1645.00
MC-10D-27	Double - back to back	117.00	\$ 2919.00
Add for:		-HS Hub and spigot connection (single)	\$ 163.00
		(double)	\$ 339.00



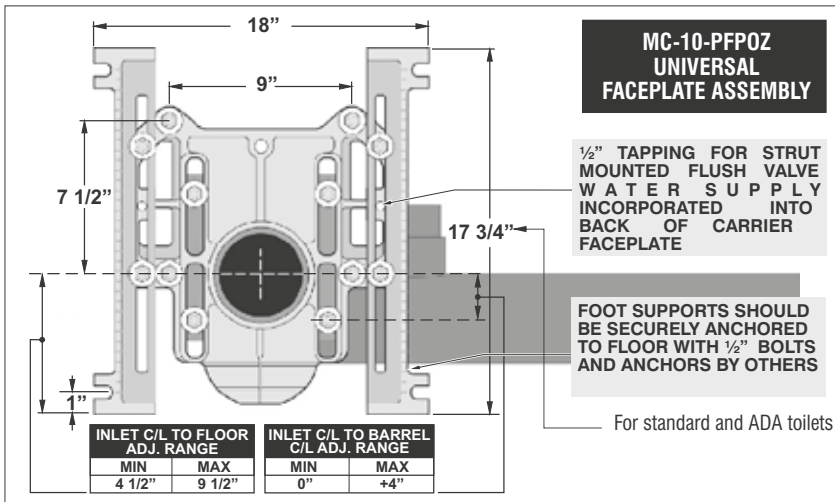
MC-10-27 OPTIONAL VARIATIONS:							
SUFFIX	DESCRIPTION	LIST PRICE		SUFFIX	DESCRIPTION	LIST PRICE	
		SINGLE	DOUBLE			SINGLE	DOUBLE
-01	Neoprene bowl gasket (MC-10-PBG)	\$ 56.00	\$ 113.00	-AH8	8" ABS nipple with adjustable horn (MC-10-PN8AH-31)	No Add	No Add
-1	Finishing / Tiling Frame (MC-10-1-PTFK)	\$ 75.00	\$ 150.00	-AH12*	12" ABS nipple with adjustable horn* (MC-10-PN12AH-31)	No Add	No Add
-3	Rear anchor support (MC-10-3-PRSFK)	Standard	N/A	-CI-4	4" rolling thread cast iron nipple (MC-10-PN4R-50)	No Add	No Add
-10	Auxiliary support, recommended with nipple lengths over 12" (MC-10-AFS)	\$ 782.00	1564.00	-CI-6	6" rolling thread cast iron nipple (MC-10-PN6R-50)	No Add	No Add
-12	12" tapered thread ABS nipple* (MC-10-PN12-31)	No Add	No Add	-CI-8	8" rolling thread cast iron nipple (MC-10-PN8R-50)	No Add	No Add
-13	All galvanized	\$ 742.00	\$1484.00	-CI-12*	12" rolling thread cast iron nipple* (MC-10-PN12R-50)	\$ 92.00	\$ 184.00
-14	Vandal proof finish trim (MC-10-PFH-14)	\$ 122.00	\$ 244.00	-CI-24	24" rolling thread cast iron nipple (MC-10-PN24R-50)	\$ 273.00	\$ 545.00
-17	Test plug for custom cast iron nipples	\$ 55.00	\$ 110.00	-FM	Floor mount back outlet fixture support	No Add	No Add
-19	Nipple wrench (MC-10-PCW)	\$ 98.00	\$ 98.00	-HD-750	750 lb. rated heavy duty	\$ 1777.00	\$ 3616.00
-20	Flush valve support (MC-10-FVS)	\$ 81.00	\$ 162.00	-HDX	1,000 Lb. rated extra heavy duty	\$ 2899.00	\$ 5706.00
-22	Less fitting	\$ 987.00	\$1603.00	-OR8	8" rolling thread ABS nipple (MC-10-PN8R-31)	No Add	No Add
				-OR12*	12" rolling thread ABS nipple (MC-10-PN12R-31)	No Add	No Add
				-PFAB	Prefabricated carriers	No Add	No Add

* H-1167-KA-14 (Threaded rods for 12" nipples 5/8" x 14") \$ 23.00 \$ 46.00

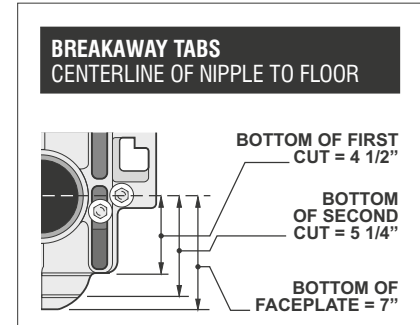
MC-10-27-37

HORIZONTAL ADJUSTABLE WATER CLOSET CARRIER WITH AUX.2" INLET & 37" LONG BARREL (FOR SIPHON JET AND BLOWOUT TOILETS)

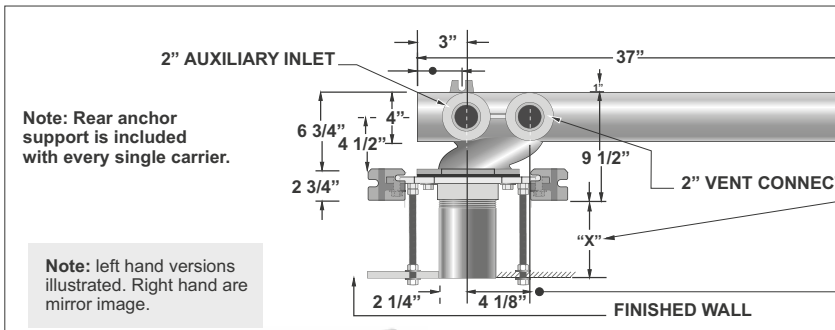
MC-10-27-37



Note: 8" tapered thread ABS nipple shipped standard with MC-10 Series carriers. The universal faceplate assembly accepts all nipple variations, rolling thread (-OR), cast iron (-CI) and tapered thread ABS with adjustable horn (-AH). (See page 224).



*MC-10-27-37 is tested to support a 500 lb. load with the rear anchor support.



MC-10L-27-37

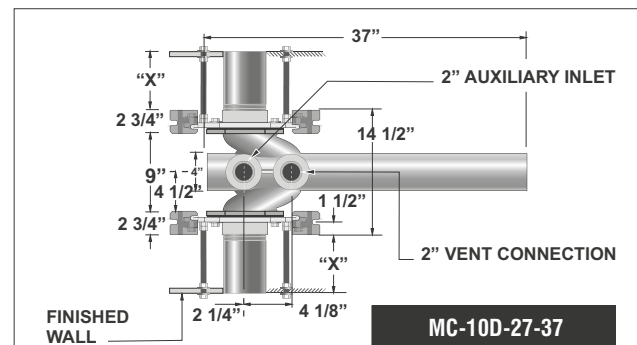
"X"=4" MIN to 6-1/4 MAX WALL THICKNESS WITH STANDARD NIPPLE. MIN OF 5/8" POSSIBLE WITH SHORTENED NIPPLE

4 1/8" DIMENSION BETWEEN AUXILIARY INLET AND VENT IS IDEAL FOR A STANDARD WYE AND 1/8th BEND CONNECTION

FIXTURE CARRIERS



MC-10-27-37			
MODEL NO.	DESCRIPTION	WEIGHT (Lbs.)	LIST PRICE
MC-10L-27-37	Single left hand	85.00	\$ 1786.00
MC-10R-27-37	Single right hand	85.00	\$ 1786.00
MC-10D-27-37	Double - back to back	135.00	\$ 2946.00



MC-10-27-37 OPTIONAL VARIATIONS:

SUFFIX	DESCRIPTION	LIST PRICE		SUFFIX	DESCRIPTION	LIST PRICE	
		SINGLE	DOUBLE			SINGLE	DOUBLE
-01	Neoprene bowl gasket (MC-10-PBG)	\$ 56.00	\$ 113.00	-AH8	8" ABS nipple with adjustable horn (MC-10-PN8AH-31)	No Add	No Add
-1	Finishing / Tiling Frame (MC-10-1-PTFK)	\$ 75.00	\$ 150.00	-AH12*	12" ABS nipple with adjustable horn* (MC-10-PN12AH-31)	No Add	No Add
-3	Rear anchor support (MC-10-3-PRSFK)	Standard	N/A	-CI-4	4" rolling thread cast iron nipple (MC-10-PN4R-50)	No Add	No Add
-10	Auxiliary support, recommended with nipple lengths over 12" (MC-10-AFS)	\$ 782.00	1564.00	-CI-6	6" rolling thread cast iron nipple (MC-10-PN6R-50)	No Add	No Add
-12	12" tapered thread ABS nipple* (MC-10-PN12-31)	No Add	No Add	-CI-8	8" rolling thread cast iron nipple (MC-10-PN8R-50)	No Add	No Add
-13	All galvanized	\$ 742.00	\$1484.00	-CI-12*	12" rolling thread cast iron nipple* (MC-10-PN12R-50)	\$ 92.00	\$ 184.00
-14	Vandal proof finish trim (MC-10-PFH-14)	\$ 122.00	\$ 244.00	-CI-24	24" rolling thread cast iron nipple (MC-10-PN24R-50)	\$ 273.00	\$ 545.00
-17	Test plug for custom cast iron nipples	\$ 55.00	\$ 110.00	-FM	Floor mount back outlet fixture support	No Add	No Add
-19	Nipple wrench (MC-10-PCW)	\$ 98.00	\$ 98.00	-HD-750	750 lb. rated heavy duty	\$ 1777.00	\$ 3616.00
-20	Flush valve support (MC-10-FVS)	\$ 81.00	\$ 162.00	-HDX	1,000 Lb. rated extra heavy duty	\$ 2899.00	\$ 5706.00
-22	Less fitting	\$1128.00	\$1631.00	-OR8	8" rolling thread ABS nipple (MC-10-PN8R-31)	No Add	No Add
				-OR12*	12" rolling thread ABS nipple (MC-10-PN12R-31)	No Add	No Add
				-PFAB	Prefabricated carriers	No Add	No Add

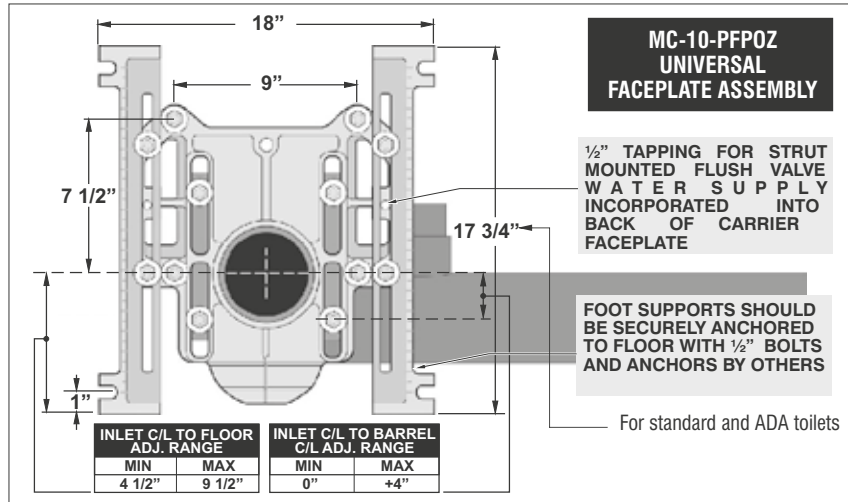
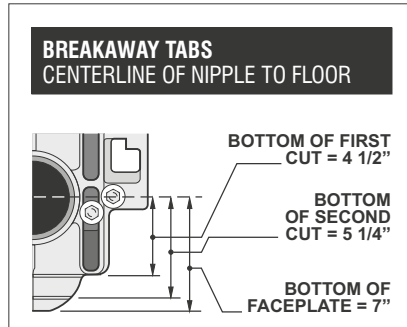
* H-1167-KA-14 (Threaded rods for 12" nipples 5/8" x 14") \$ 23.00 \$ 46.00

MC-10-27-37-HS

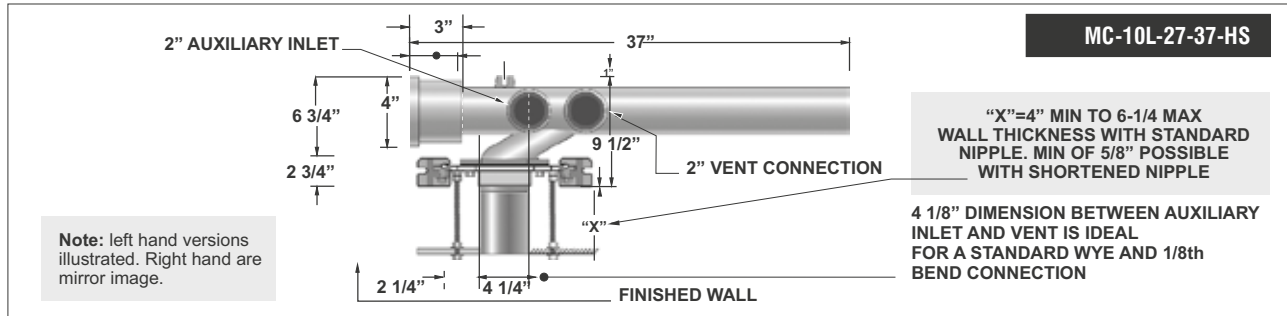
HORIZONTAL ADJUSTABLE HUB AND SPIGOT WATER CLOSET CARRIER WITH AUX. 2" INLET & 37" LONG BARREL (FOR SIPHON JET AND BLOWOUT TOILETS)

MC-10-27-37-HS

Note: 8" tapered thread ABS nipple shipped standard with MC-10 Series carriers. The universal faceplate assembly accepts all nipple variations, rolling thread (-OR), cast iron (-CI) and tapered thread ABS with adjustable horn (-AH). (See page 224).



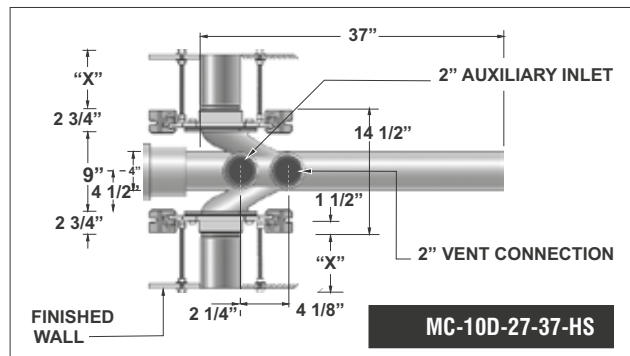
*MC-10-27-37 is tested to support a 500 lb. load with the rear anchor support.



Note: Rear anchor support is included with every single carrier.



MC-10-27-37-HS			
MODEL NO.	DESCRIPTION	WEIGHT (Lbs.)	LIST PRICE
MC-10L-27-37-HS	Single left hand	85.00	\$ 1994.00
MC-10R-27-37-HS	Single right hand	85.00	\$ 1994.00
MC-10D-27-37-HS	Double - back to back	135.00	\$ 3471.00

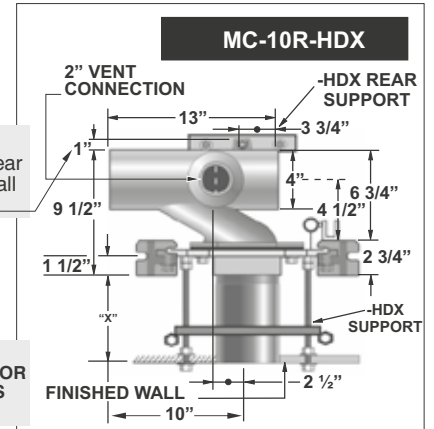
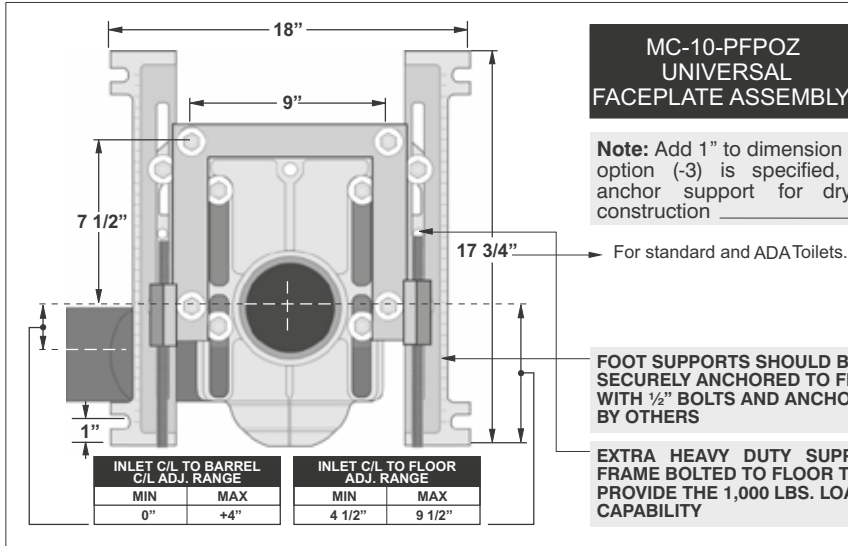


FIXTURE CARRIERS

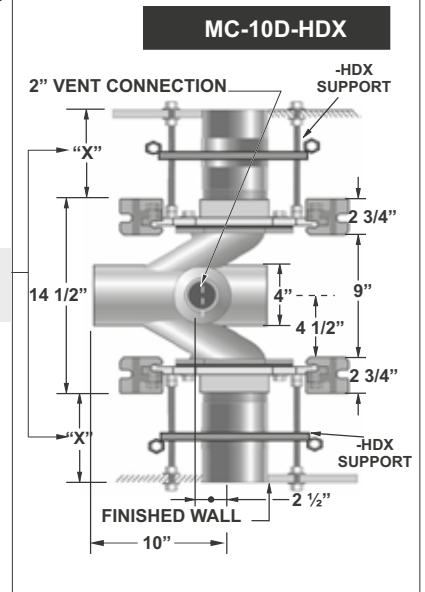
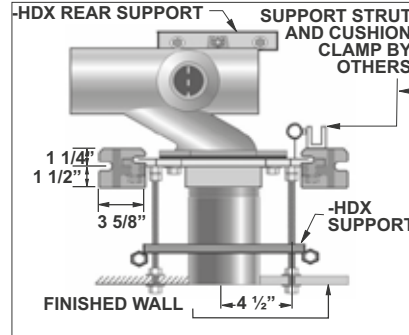
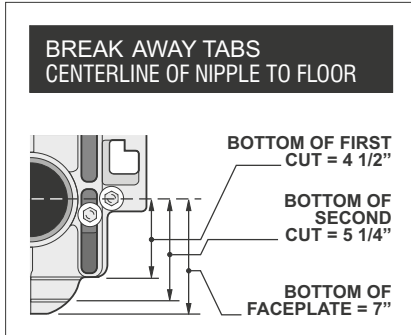
MC-10-27-37-HS OPTIONAL VARIATIONS:							
SUFFIX	DESCRIPTION	LIST PRICE		SUFFIX	DESCRIPTION	LIST PRICE	
		SINGLE	DOUBLE			SINGLE	DOUBLE
-01	Neoprene bowl gasket (MC-10-PBG)	\$ 56.00	\$ 113.00	-AH8	8" ABS nipple with adjustable horn (MC-10-PN8AH-31)	No Add	No Add
-1	Finishing / Tiling Frame (MC-10-1-PTFK)	\$ 75.00	\$ 150.00	-AH12*	12" ABS nipple with adjustable horn* (MC-10-PN12AH-31)	No Add	No Add
-3	Rear anchor support (MC-10-3-PRSFK)	Standard	N/A	-CI-4	4" rolling thread cast iron nipple (MC-10-PN4R-50)	No Add	No Add
-10	Auxiliary support, recommended with nipple lengths over 12" (MC-10-AFS)	\$ 782.00	1564.00	-CI-6	6" rolling thread cast iron nipple (MC-10-PN6R-50)	No Add	No Add
-12	12" tapered thread ABS nipple* (MC-10-PN12-31)	No Add	No Add	-CI-8	8" rolling thread cast iron nipple (MC-10-PN8R-50)	No Add	No Add
-13	All galvanized	\$ 742.00	\$ 1484.00	-CI-12*	12" rolling thread cast iron nipple* (MC-10-PN12R-50)	\$ 92.00	\$ 184.00
-14	Vandal proof finish trim (MC-10-PFH-14)	\$ 122.00	\$ 244.00	-CI-24	24" rolling thread cast iron nipple (MC-10-PN24R-50)	\$ 273.00	\$ 545.00
-17	Test plug for custom cast iron nipples	\$ 55.00	\$ 110.00	-FM	Floor mount back outlet fixture support	No Add	No Add
-19	Nipple wrench (MC-10-PCW)	\$ 98.00	\$ 98.00	-HD-750	750 lb. rated heavy duty	\$ 1777.00	\$ 3616.00
-20	Flush valve support (MC-10-FVS)	\$ 81.00	\$ 162.00	-HDX	1,000 Lb. rated extra heavy duty	\$ 2899.00	\$ 5706.00
-22	Less fitting	\$ 1336.00	\$ 2155.00	-OR8	8" rolling thread ABS nipple (MC-10-PN8R-31)	No Add	No Add
				-OR12*	12" rolling thread ABS nipple (MC-10-PN12R-31)	No Add	No Add
				-PFAB	Prefabricated carriers	No Add	No Add

* H-1167-KA-14 (Threaded rods for 12" nipples 5/8" x 14") \$ 23.00 \$ 46.00

MC-10-HDX 1,000LBS. EXTRA HEAVY DUTY HORIZONTAL ADJUSTABLE WATER CLOSET CARRIER **MC-10-HDX**



Note: right hand versions illustrated, left hand are mirror image
Note: Rear anchor support is included with every single carrier.



FIXTURE CARRIERS

Note: 8" tapered thread ABS nipple shipped standard with MC-10 Series carriers. The universal faceplate assembly accepts all nipple variations, rolling thread (-OR), cast iron (-CI) and tapered thread ABS with adjustable horn (-AH). (See page 224).

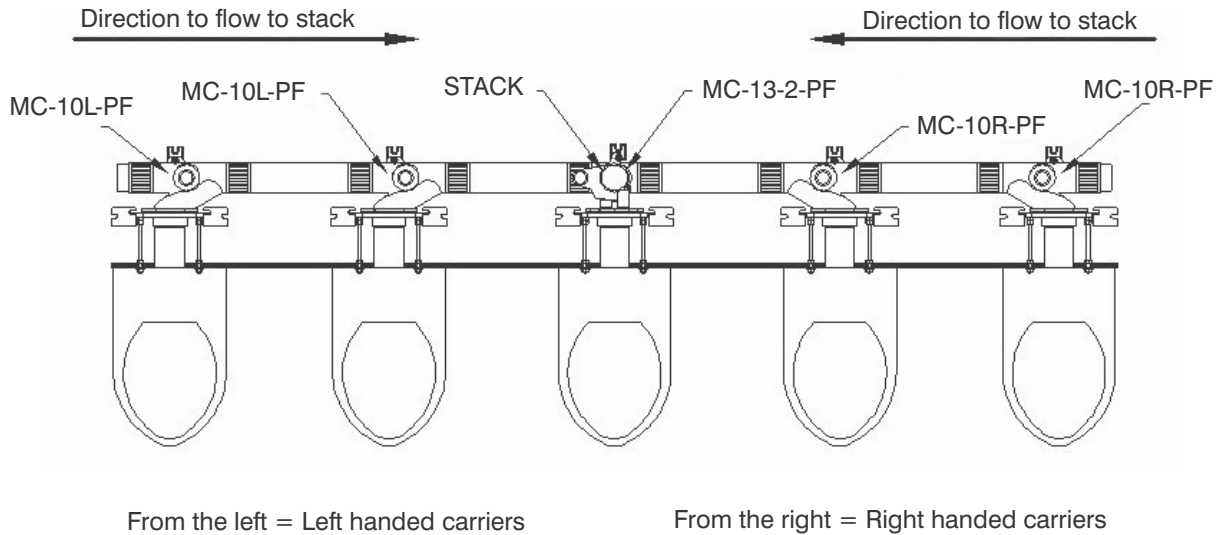
MC-10-HDX			
MODEL NO.	DESCRIPTION	WEIGHT (Lbs.)	LIST PRICE
MC-10L-HDX	Single left hand	85.00	\$ 4215.00
MC-10R-HDX	Single right hand	85.00	\$ 4215.00
MC-10D-HDX	Double - back to back	160.00	\$ 8134.00

Add for: -HS Hub and spigot connection (single) \$ 163.00 (double) \$ 339.00

MC-10-HDX OPTIONAL VARIATIONS:							
SUFFIX	DESCRIPTION	LIST PRICE		SUFFIX	DESCRIPTION	LIST PRICE	
		SINGLE	DOUBLE			SINGLE	DOUBLE
-01	Neoprene bowl gasket (MC-10-PBG)	\$ 56.00	\$ 113.00	-AH8	8" ABS nipple with adjustable horn	No Add	No Add
-1	Finishing / Tiling frame (MC-10-1-PTFK)	\$ 75.00	\$ 150.00	-AH12*	12" ABS nipple with adjustable horn*	No Add	No Add
-12	12" tapered thread ABS nipple*	No Add	No Add	-CI-4	4" rolling thread cast iron nipple	No Add	No Add
-13	All galvanized	\$ 742.00	\$ 1484.00	-CI-6	6" rolling thread cast iron nipple	No Add	No Add
-14	Vandal proof finished trim (MC-10-PFH-14)	\$ 122.00	\$ 244.00	-CI-8	8" rolling thread cast iron nipple	No Add	No Add
-17	Test plug for custom cast iron nipples	\$ 55.00	\$ 110.00	-CI-12*	12" rolling thread cast iron nipple*	\$ 92.00	\$ 184.00
-19	Nipple wrench (MC-10-PCW)	\$ 98.00	\$ 98.00	-CI-24	24" rolling thread cast iron nipple	\$ 273.00	\$ 545.00
-20	Flush valve support (MC-10-FVS)	\$ 81.00	\$ 162.00	-OR8	8" rolling thread ABS nipple	No Add	No Add
-22	Less fitting	\$ 658.00	\$ 1112.00	-OR12*	12" rolling thread ABS nipple*	No Add	No Add
				-PFAB	Prefabricated carriers	No Add	No Add

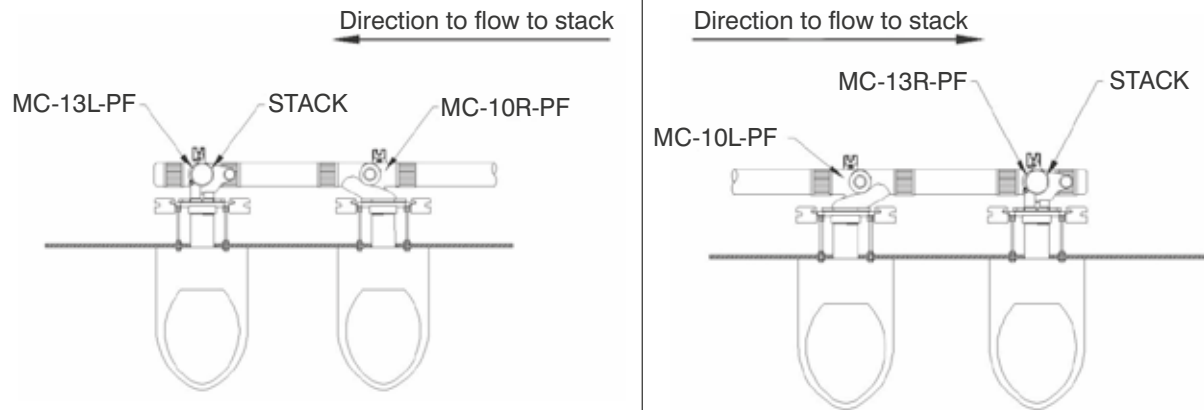
* H-1167-KA-14 (Threaded rods for 12" nipples 5/8" x 14") \$ 23.00 \$ 46.00

DETERMINING LEFT AND RIGHT HAND HORIZONTAL CARRIER SYSTEM



From the perspective of facing the vertical stack, if the toilets are to the left of you, a left handed carrier is required. If the toilets are to the right of you, a right handed carrier is required.

DETERMINING LEFT AND RIGHT HAND VERTICAL CARRIER SYSTEM



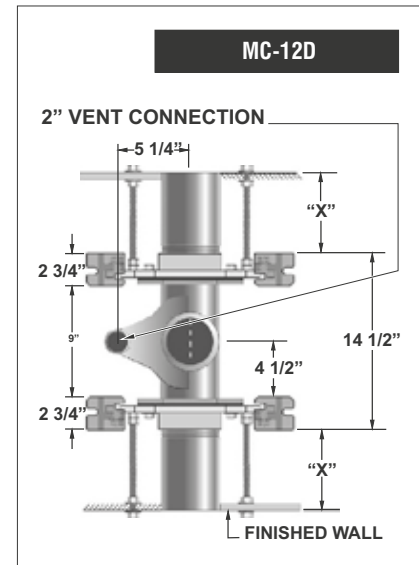
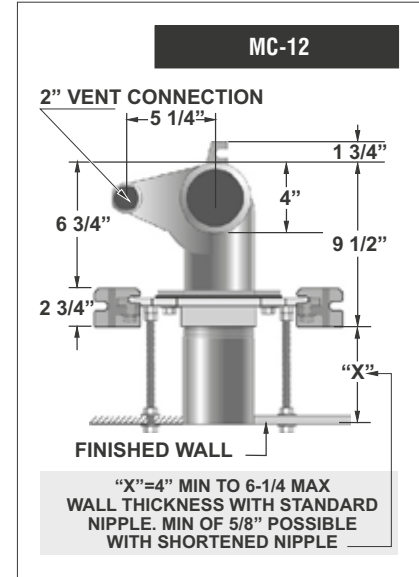
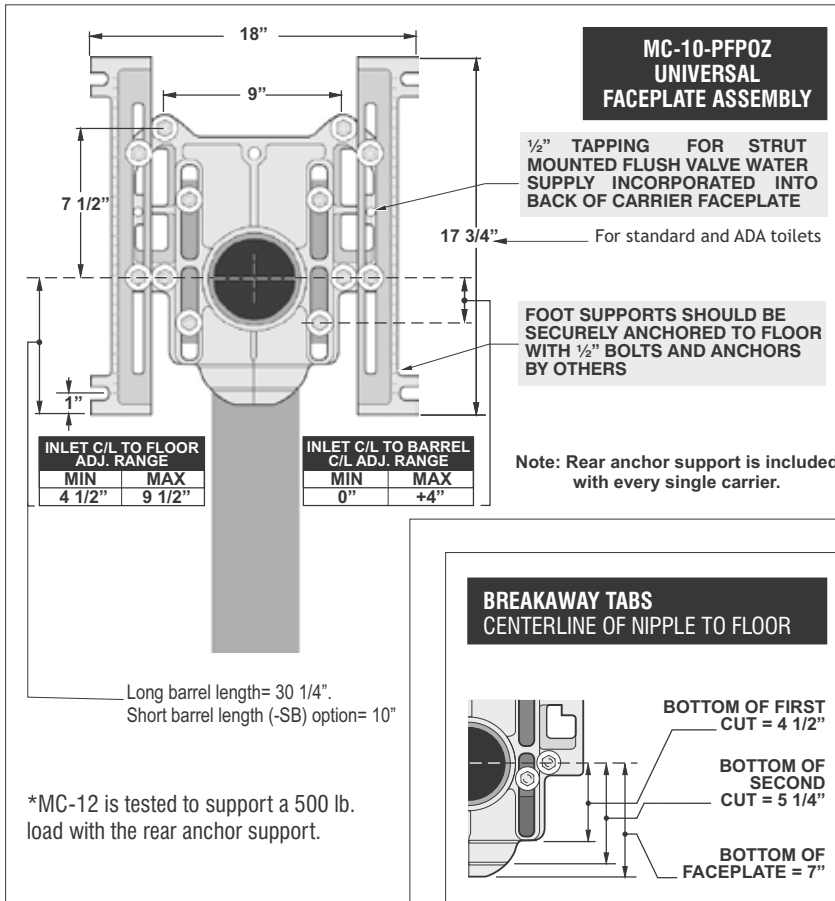
From the perspective of facing the vertical stack, if the open inlet is to the left of you, you have a left handed carrier. If the open inlet is to the right of you, you have a right handed carrier.

FIGURE CARRIERS

MC-12

VERTICAL ADJUSTABLE WATER CLOSET CARRIER (FOR SIPHON JET AND BLOWOUT TOILETS)

MC-12



*NOTE: MC-14 fixed vertical or MC-15 vertical offset recommended for most applications

FIXTURE CARRIERS

*MC-12 is tested to support a 500 lb. load with the rear anchor support.

Note: 8" tapered thread ABS nipple shipped standard with MC-10 Series carriers. The universal faceplate assembly accepts all nipple variations, rolling thread (-OR), cast iron (-CI) and tapered thread ABS with adjustable horn (-AH). (See page 224).

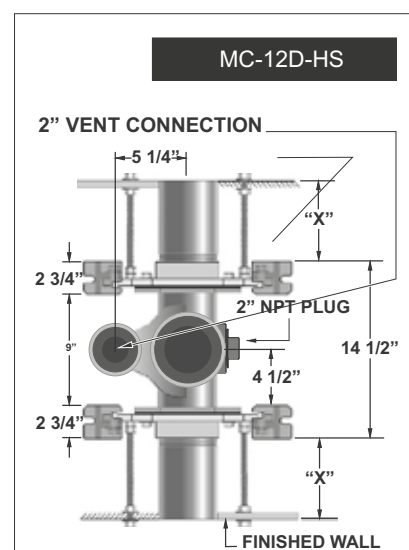
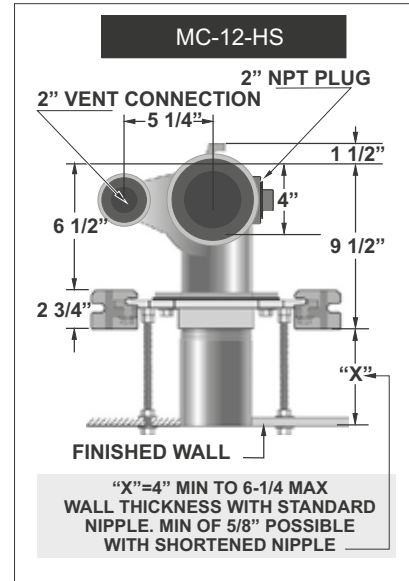
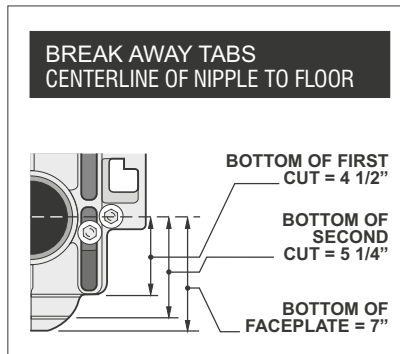
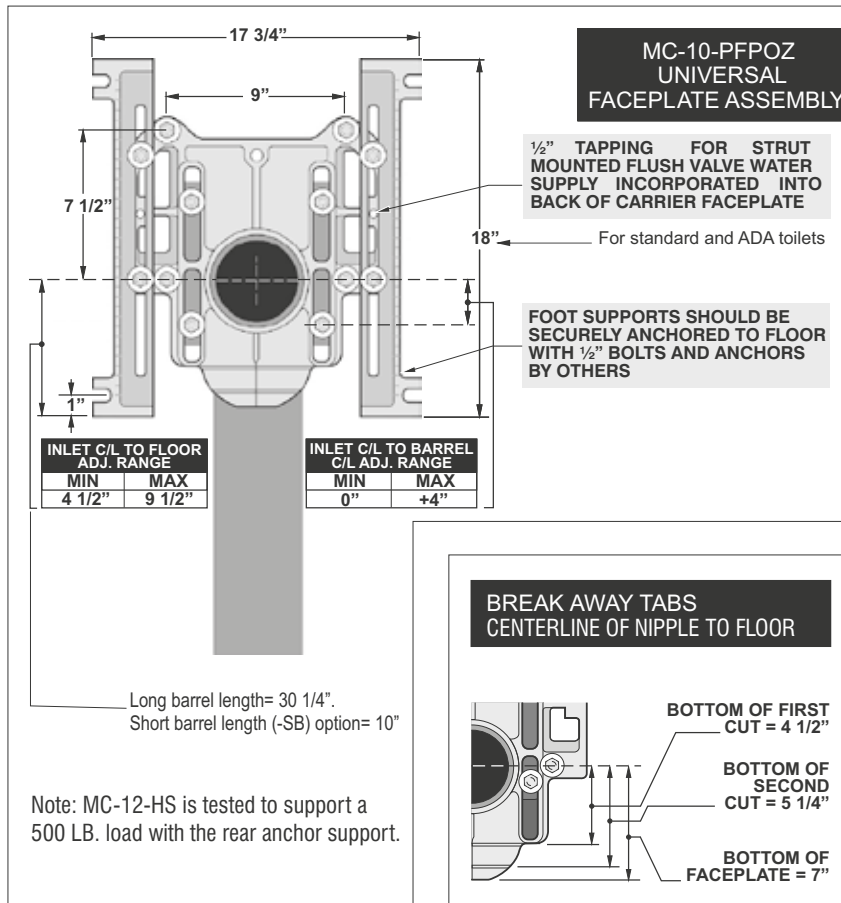
Function: To be used as a stand alone carrier. No side inlets.

MC-12			
MODEL NO.	DESCRIPTION	WEIGHT (Lbs.)	LIST PRICE
MC-12	Single	75.00	\$ 1631.00
MC-12D	Double - back to back	125.00	\$ 2885.00

MC-12 OPTIONAL VARIATIONS:				LIST PRICE		LIST PRICE	
		SINGLE	DOUBLE	SINGLE	DOUBLE	SINGLE	DOUBLE
-01	Neoprene bowl gasket (MC-10-PBG)	\$ 56.00	\$ 113.00	-AH8	8" ABS nipple with adjustable horn (MC-10-PN8AH-31)	No Add	No Add
-1	Finishing / Tiling Frame (MC-10-1-PTFK)	\$ 75.00	\$ 150.00	-AH12*	12" ABS nipple with adjustable horn* (MC-10-PN12AH-31)	No Add	No Add
-3	Rear anchor support (MC-10-3-PRSFK)	Standard	N/A	-CI-4	4" rolling thread cast iron nipple (MC-10-PN4R-50)	No Add	No Add
-10	Auxiliary support, recommended with nipple lengths over 12" (MC-10-AFS)	\$ 782.00	1564.00	-CI-6	6" rolling thread cast iron nipple (MC-10-PN6R-50)	No Add	No Add
-12	12" tapered thread ABS nipple* (MC-10-PN12-31)	No Add	No Add	-CI-8	8" rolling thread cast iron nipple (MC-10-PN8R-50)	No Add	No Add
-13	All galvanized	\$1481.00	\$2642.00	-CI-12*	12" rolling thread cast iron nipple* (MC-10-PN12R-50)	\$ 92.00	\$ 184.00
-14	Vandal proof finish trim (MC-10-PFH-14)	\$ 122.00	\$ 244.00	-CI-24	24" rolling thread cast iron nipple (MC-10-PN24R-50)	\$ 273.00	\$ 545.00
-17	Test plug for custom cast iron nipples	\$ 55.00	\$ 110.00	-FM	Floor mount back outlet fixture support	No Add	No Add
-19	Nipple wrench (MC-10-PCW)	\$ 98.00	\$ 98.00	-HD-750	750 lb. rated heavy duty	\$ 1777.00	\$ 3616.00
-20	Flush valve support (MC-10-FVS)	\$ 81.00	\$ 162.00	-HDX	1,000 Lb. rated extra heavy duty	\$ 2899.00	\$ 5706.00
-22	Less fitting	\$ 973.00	\$ 1570.00	-OR8	8" rolling thread ABS nipple (MC-10-PN8R-31)	No Add	No Add
				-OR12*	12" rolling thread ABS nipple (MC-10-PN12R-31)	No Add	No Add
				-PFAB	Prefabricated carriers	No Add	No Add

* H-1167-KA-14 (Threaded rods for 12" nipples 5/8" x 14") \$ 23.00 \$ 46.00

MC-12-HS VERTICAL ADJUSTABLE HUB AND SPIGOT WATER CLOSET CARRIER (FOR SIPHON JET AND BLOWOUT TOILETS) MC-12-HS



Note: 8" tapered thread ABS nipple shipped standard with MC-10 Series carriers. The universal faceplate assembly accepts all nipple variations, rolling thread (-OR), cast iron (-CI) and tapered thread ABS with adjustable horn (-AH). (See page 224).

Note: Rear anchor support is included with every single carrier.

MC-12-HS			
MODEL NO.	DESCRIPTION	WEIGHT (Lbs.)	LIST PRICE
MC-12-HS	Single left hand	75.00	\$ 2568.00
MC-12D-HS	Double - back to back	125.00	\$ 3823.00

*NOTE: MC-14 fixed vertical or MC-15 vertical offset recommended for most applications

MC-12-HS OPTIONAL VARIATIONS:							
SUFFIX	DESCRIPTION	LIST PRICE		SUFFIX	DESCRIPTION	LIST PRICE	
		SINGLE	DOUBLE			SINGLE	DOUBLE
-01	Neoprene bowl gasket (MC-10-PBG)	\$ 56.00	\$ 113.00	-31	Two 2" auxiliary inlets	\$ 657.00	\$ 657.00
-1	Finishing / Tiling frame (MC-10-1-PTFK)	\$ 75.00	\$ 150.00	-AH8	8" ABS nipple with adjustable horn	No Add	No Add
-3	Rear anchor support (MC-10-3-PRSFK)	Standard	N/A	-AH12*	12" ABS nipple with adjustable horn*	No Add	No Add
-10	Auxiliary support, recommended with nipple lengths over 12" (MC-10-AFS)	\$ 782.00	\$ 1564.00	-CI-4	4" rolling thread cast iron nipple	No Add	No Add
-12	12" tapered thread ABS nipple*			-CI-6	6" rolling thread cast iron nipple	No Add	No Add
-13	All galvanized	\$ 742.00	\$ 1484.00	-CI-8	8" rolling thread cast iron nipple	No Add	No Add
-14	Vandal proof finished trim (MC-10-PFH-14)	\$ 122.00	\$ 244.00	-CI-12*	12" rolling thread cast iron nipple*	\$ 92.00	\$ 184.00
-17	Test plug for custom cast iron nipples	\$ 55.00	\$ 110.00	-CI-24	24" rolling thread cast iron nipple (MC-10-PN24R-50)	\$ 273.00	\$ 545.00
-19	Nipple wrench (MC-10-PCW)	\$ 98.00	\$ 98.00	-HD-750	750 lb rated heavy duty	No Add	No Add
-20	Flush valve support (MC-10-FVS)	\$ 81.00	\$ 162.00	-HDX	1,000 lb. rated extra heavy duty	\$ 1777.00	\$ 3616.00
-22	Less fitting	\$ 1910.00	\$ 2507.00	-OR8	8" rolling thread ABS nipple	\$ 2899.00	\$ 5706.00
-25	2" auxiliary inlet, right side	\$ 330.00	\$ 660.00	-OR12*	12" rolling thread ABS nipple*	No Add	No Add
-26	2" auxiliary inlet, left side	\$ 330.00	\$ 660.00	-PFAB	Prefabricated carriers	No Add	No Add


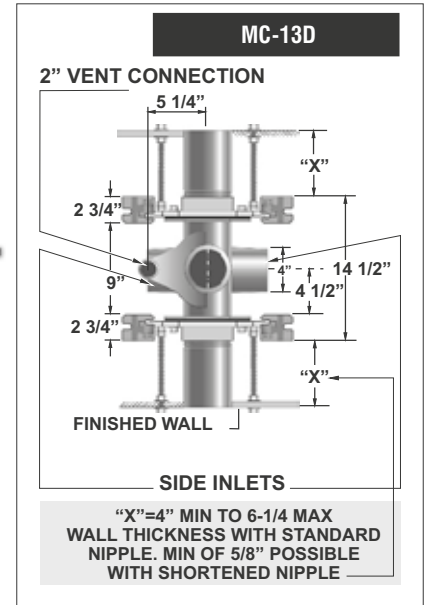
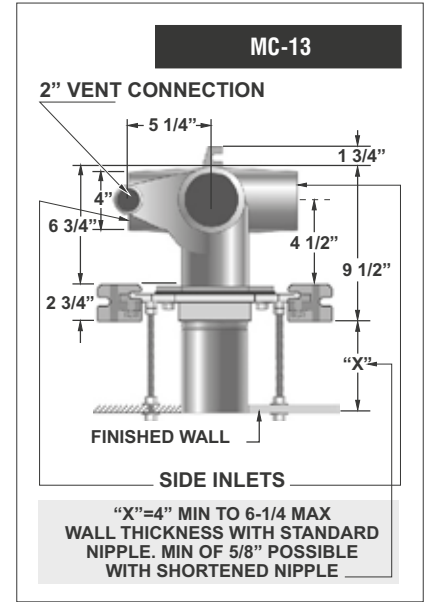
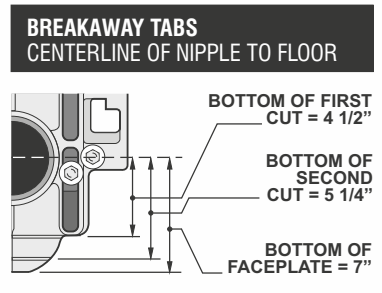
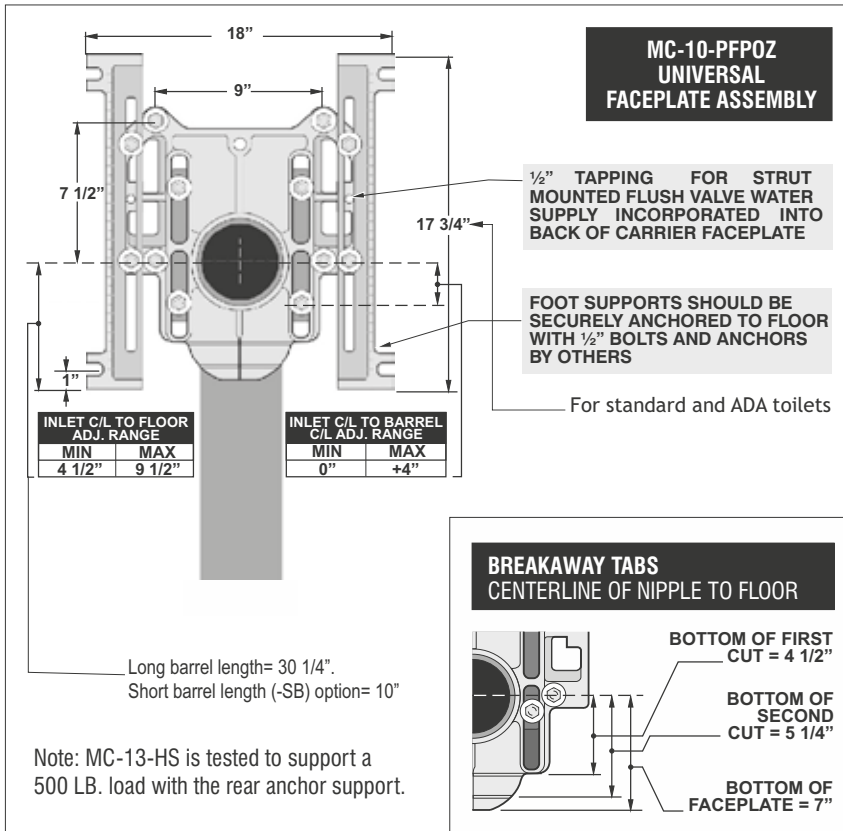
* H-1167-KA-14 (Threaded rods for 12" nipples 5/8" x 14") \$ 23.00 \$ 46.00

FIXTURE CARRIERS

MC-13

VERTICAL ADJUSTABLE WATER CLOSET CARRIER WITH ONE OR TWO SIDE INLETS (FOR SIPHON JET AND BLOWOUT TOILETS)

MC-13



Note: Rear anchor support is included with every single carrier.

Note: 8" tapered thread ABS nipple shipped standard with MC-13 Series carriers. The universal faceplate assembly accepts all nipple variations, rolling thread (-OR), cast iron (-CI) and tapered thread ABS with adjustable horn (-AH). (See page 224).

FIXTURE CARRIERS

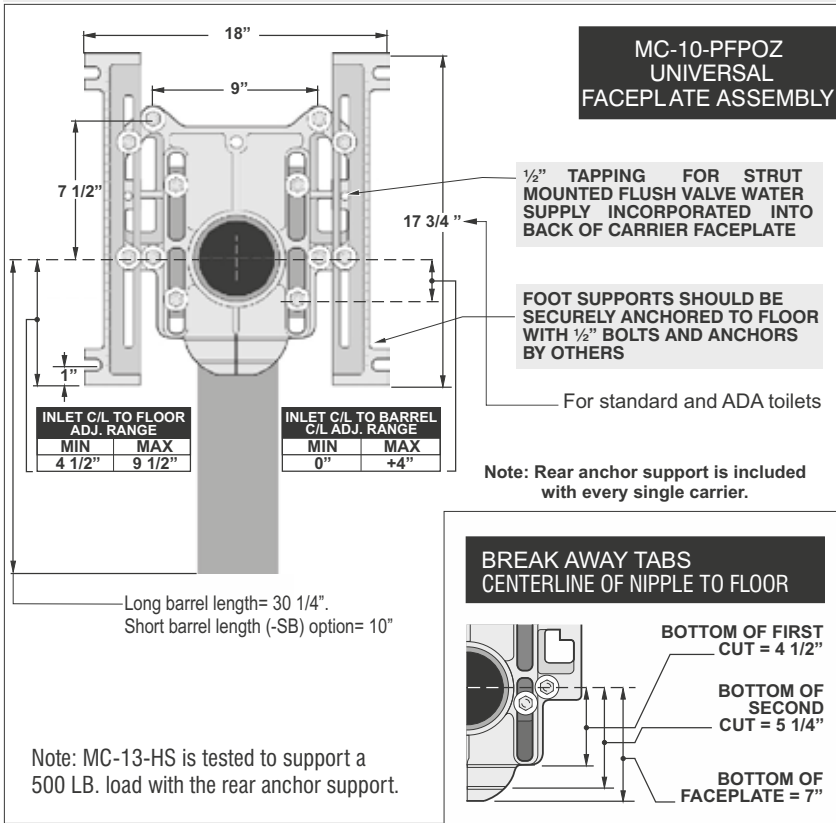
MC-13			
MODEL NO.	DESCRIPTION	WEIGHT (Lbs.)	LIST PRICE
MC-13-2	Single - two side inlet	80.00	\$ 2190.00
MC-13L	Single - one left hand side inlet	80.00	\$ 1911.00
MC-13R	Single - one right hand side inlet	80.00	\$ 1911.00
MC-13D	Double - back to back one side inlet	130.00	\$ 3156.00
MC-13D-2	Double - back to back two side inlet	130.00	\$ 3434.00

MC-13 OPTIONAL VARIATIONS:							
SUFFIX	DESCRIPTION	LIST PRICE		SUFFIX	DESCRIPTION	LIST PRICE	
		SINGLE	DOUBLE			SINGLE	DOUBLE
-01	Neoprene bowl gasket (MC-10-PBG)	\$ 56.00	\$ 113.00	-31	Two 2" Auxiliary inlets	\$ 657.00	\$ 657.00
-1	Finishing / Tiling Frame (MC-10-1-PTFK)	\$ 75.00	\$ 150.00	-AH8	8" ABS nipple with adjustable horn (MC-10-PN8AH-31)	No Add	No Add
-3	Rear anchor support (MC-10-3-PRSFK)	Standard	N/A	-AH12*	12" ABS nipple with adjustable horn* (MC-10-PN12AH-31)	No Add	No Add
-10	Auxiliary support, recommended with nipple lengths over 12" (MC-10-AFS)	\$ 782.00	\$ 1564.00	-CI-4	4" rolling thread cast iron nipple (MC-10-PN4R-50)	No Add	No Add
-12	12" tapered thread ABS nipple* (MC-10-PN12-31)	No Add	No Add	-CI-6	6" rolling thread cast iron nipple (MC-10-PN6R-50)	No Add	No Add
-13	All galvanized	\$ 742.00	\$ 1484.00	-CI-8	8" rolling thread cast iron nipple (MC-10-PN8R-50)	No Add	No Add
-14	Vandal proof finish trim (MC-10-PFH-14)	\$ 122.00	\$ 244.00	-CI-12*	12" rolling thread cast iron nipple* (MC-10-PN12R-50)	\$ 92.00	\$ 184.00
-17	Test plug for custom cast iron nipples	\$ 55.00	\$ 110.00	-CI-24	24" rolling thread cast iron nipple (MC-10-PN24R-50)	\$ 273.00	\$ 545.00
-19	Nipple wrench (MC-10-PCW)	\$ 98.00	\$ 98.00	-FM	Floor mount back outlet fixture support	No Add	No Add
-20	Flush valve support (MC-10-FVS)	\$ 81.00	\$ 162.00	-HD-750	750 lb. rated heavy duty	\$ 1777.00	\$ 3616.00
-22	Less fitting	\$ 1254.00	\$ 1840.00	-HDX	1,000 Lb. rated extra heavy duty	\$ 2899.00	\$ 5706.00
-25	2" Auxiliary inlet, right side	\$ 330.00	\$ 660.00	-OR8	8" rolling thread ABS nipple (MC-10-PN8R-31)	No Add	No Add
-26	2" Auxiliary inlet, left side	\$ 330.00	\$ 660.00	-OR12*	12" rolling thread ABS nipple (MC-10-PN12R-31)	No Add	No Add
				-PFAB	Prefabricated carriers	No Add	No Add

* H-1167-KA-14 (Threaded rods for 12" nipples 5/8" x 14") \$ 23.00 \$ 46.00

MC-13-HS VERTICAL ADJUSTABLE HUB AND SPIGOT WATER CLOSET CARRIER WITH ONE OR TWO SIDE INLETS (FOR SIPHON JET AND BLOWOUT TOILETS)

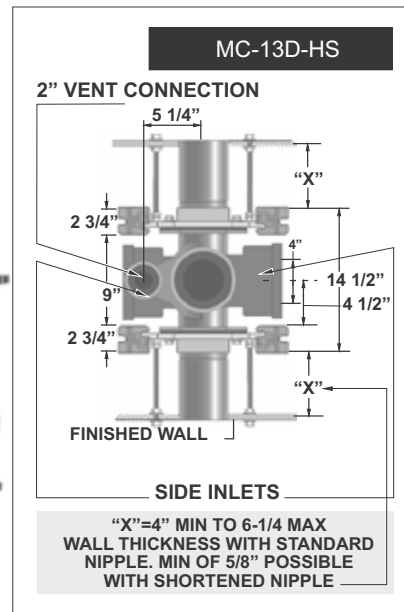
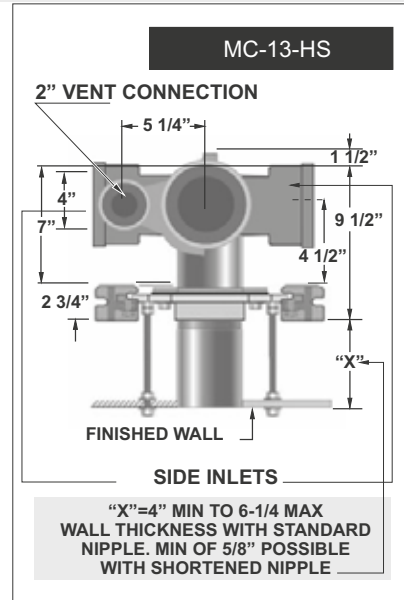

MC-13-HS



Note: MC-13-HS is tested to support a 500 LB. load with the rear anchor support.

Note: 8" tapered thread ABS nipple shipped standard with MC-13 Series carriers. The universal faceplate assembly accepts all nipple variations, rolling thread (-OR), cast iron (-CI) and tapered thread ABS with adjustable horn (-AH). (See page 224).

MC-13-HS			
MODEL NO.	DESCRIPTION	WEIGHT (Lbs.)	LIST PRICE
MC-13-2-HS	Single - two side inlets	80.00	\$ 3129.00
MC-13L-HS	Single - one left hand side inlet	80.00	\$ 2850.00
MC-13R-HS	Single - one right hand side inlet	80.00	\$ 2850.00
MC-13D-HS	Double - back to back one side inlet	130.00	\$ 4097.00
MC-13D-2-HS	Double - back to back two side inlets	130.00	\$ 4377.00



FIXTURE CARRIERS

MC-13-HS OPTIONAL VARIATIONS:

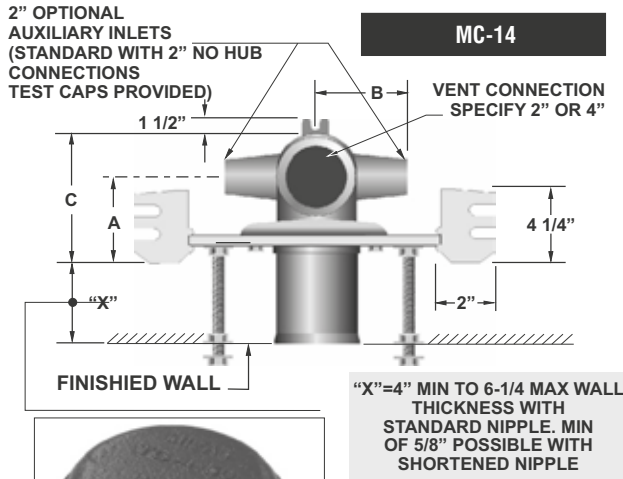
SUFFIX	DESCRIPTION	LIST PRICE		SUFFIX	DESCRIPTION	LIST PRICE	
		SINGLE	DOUBLE			SINGLE	DOUBLE
-01	Neoprene bowl gasket (MC-10-PBG)	\$ 56.00	\$ 113.00	-AH8	8" ABS nipple with adjustable horn	\$ 657.00	\$ 657.00
-1	Finishing / Tiling frame (MC-10-1-PTFK)	\$ 75.00	\$ 150.00	*AH12	12" ABS nipple with adjustable horn*	No Add	No Add
-3	Rear anchor support (MC-10-3-PRSFK)	Standard	N/A	-CI-4	4" rolling thread cast iron nipple	No Add	No Add
-10	Auxiliary support, recommended with nipple lengths over 12" (MC-10-AFS)	\$ 782.00	\$ 1564.00	-CI-6	6" rolling thread cast iron nipple	No Add	No Add
-12	12" tapered thread ABS nipple*	No Add	No Add	-CI-8	8" rolling thread cast iron nipple	No Add	No Add
-13	All galvanized	\$ 742.00	\$ 1484.00	-CI-12*	12" rolling thread cast iron nipple*	No Add	No Add
-14	Vandal proof finished trim	\$ 122.00	\$ 244.00	-CI-24	24" rolling thread cast iron nipple (MC-10-PN24R-50)	\$ 92.00	\$ 184.00
-17	Test plug for custom cast iron nipples	\$ 55.00	\$ 110.00	-HD-750	750 lb. rated heavy duty	\$ 273.00	\$ 545.00
-19	Nipple wrench	\$ 98.00	\$ 98.00	-HDX	1,000 lb. rated extra heavy duty	No Add	No Add
-20	Flush valve support	\$ 81.00	\$ 162.00	-OR8	8" rolling thread ABS nipple	\$ 1777.00	\$ 3616.00
-22	Less fitting	\$ 2192.00	\$ 2782.00	*OR12	12" rolling thread ABS nipple*	\$ 2899.00	\$ 5706.00
-25	2" Auxiliary inlet, right side	\$ 330.00	\$ 660.00	-PFAB	Prefabricated carriers	No Add	No Add

* H-1167-KA-14 (Threaded rods for 12" nipples 5/8" x 14") \$23.00 \$46.00

MC-14

FIXED VERTICAL ON-STACK WATER CLOSET CARRIER

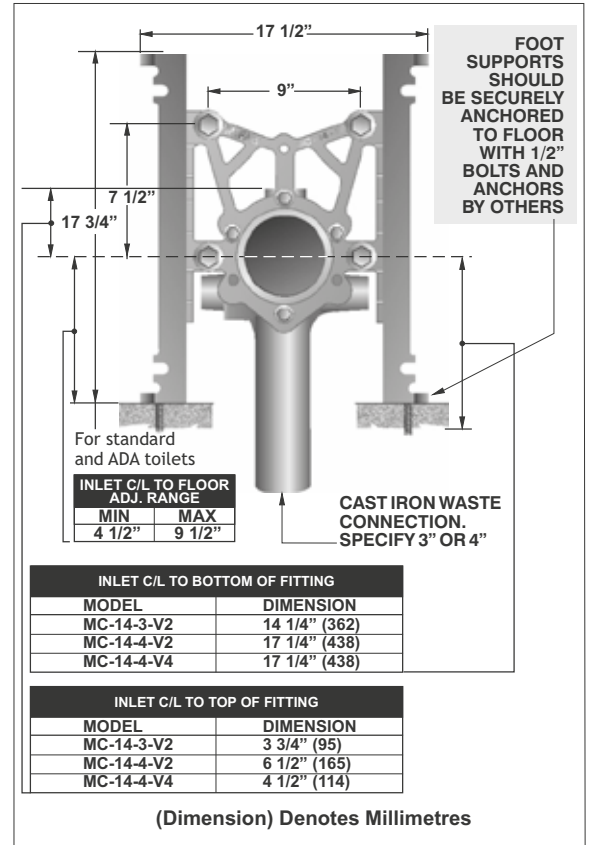
MC-14



TC-2-50 Test Cap to cover side inlets.
 Note: Rear anchor support is included with every single carrier.

MODEL NUMBER	A	B	C
MC-14-3-V2	4 3/4" (89)	5 1/2" (140)	5 7/8" (125)
MC-14-4-V2	4 7/8" (100)	5 1/2" (140)	7" (156)
MC-14-4-V4	4 7/8" (100)	5 1/2" (140)	7" (156)

MC-14-3-V2	3"	waste with 2" vent
MC-14-4-V2	4"	waste with 2" vent
MC-14-4-V4	4"	waste with 4" vent



(Dimension) Denotes Millimetres

Note: 8" tapered thread ABS nipple shipped standard with MC-14 Series carriers. The universal faceplate assembly accepts all nipple variations, rolling thread (-OR), cast iron (-CI) and tapered thread ABS with adjustable horn (-AH). (See page 224).

*MC-14 is tested to support a 500 lb. load with the rear anchor support.

FIXTURE CARRIERS



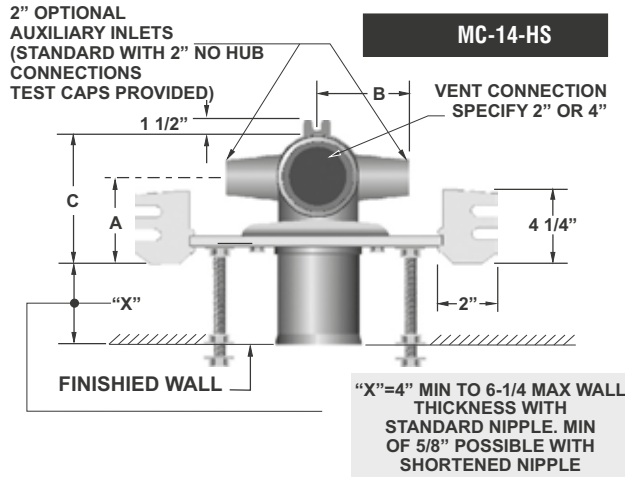
MC-14 SERIES			
MODEL NO.	DESCRIPTION	WEIGHT (Lbs.)	LIST PRICE
MC-14-3-V2	3" No-Hub Single - with 2" vent	62.00	\$ 1127.00
MC-14-4-V2	4" No-Hub Single - with 2" vent	70.00	\$ 1127.00
MC-14-4-V4	4" No-Hub Single - with 4" vent	70.00	\$ 1127.00

MC-14 OPTIONAL VARIATIONS:					
SUFFIX	DESCRIPTION	LIST PRICE	SUFFIX	DESCRIPTION	LIST PRICE
-01	Neoprene bowl gasket (MC-10-PBG)	\$ 49.00	-31	Two 2" Auxiliary inlets	\$ 571.00
-1	Finishing / Tiling Frame (MC-10-1-PTFK)	\$ 65.00	-AH8	8" ABS nipple with adjustable horn (MC-10-PN8AH-31)	No Add
-3	Rear anchor support (MC-10-3-PRSFK)	Standard	-AH12*	12" ABS nipple with adjustable horn* (MC-10-PN12AH-31)	No Add
-10	Auxiliary support, recommended with nipple lengths over 12" (MC-10-AFS)	\$ 680.00	-CI-4	4" rolling thread cast iron nipple (MC-10-PN4R-50)	No Add
-12	12" tapered thread ABS nipple* (MC-10-PN12-31)	No Add	-CI-6	6" rolling thread cast iron nipple (MC-10-PN6R-50)	No Add
-13	All galvanized	\$ 1149.00	-CI-8	8" rolling thread cast iron nipple (MC-10-PN8R-50)	No Add
-14	Vandal proof finish trim (MC-10-PFH-14)	\$ 106.00	-CI-12*	12" rolling thread cast iron nipple* (MC-10-PN12R-50)	\$ 80.00
-17	Test plug for cast iron nipples	\$ 48.00	-CI-24	24" rolling thread cast iron nipple (MC-10-PN24R-50)	\$ 237.00
-19	Nipple wrench (MC-10-PCW)	\$ 85.00	-FM	Floor mount back outlet fixture support	No Add
-20	Flush valve support (MC-10-FVS)	\$ 70.00	-HD-750	750 lb. rated heavy duty	\$ 1545.00
-22	Less Fitting	\$ 563.00	-HDX	1,000 lb. rated extra heavy duty	\$ 2521.00
-25	2" Auxiliary inlet, right side	\$ 287.00	-OR8	8" rolling thread ABS nipple (MC-10-PN8R-31)	No Add
-26	2" Auxiliary inlet, left side	\$ 287.00	-OR12*	12" rolling thread ABS nipple (MC-10-PN12R-31)	No Add
			-PFAB	Prefabricated carriers	No Add

* H-1167-KA-14 (Threaded rods for 12" nipples 5/8" x 14") \$ 20.00

MC-14-HS FIXED VERTICAL HUB AND SPIGOT ON-STACK WATER CLOSET CARRIER

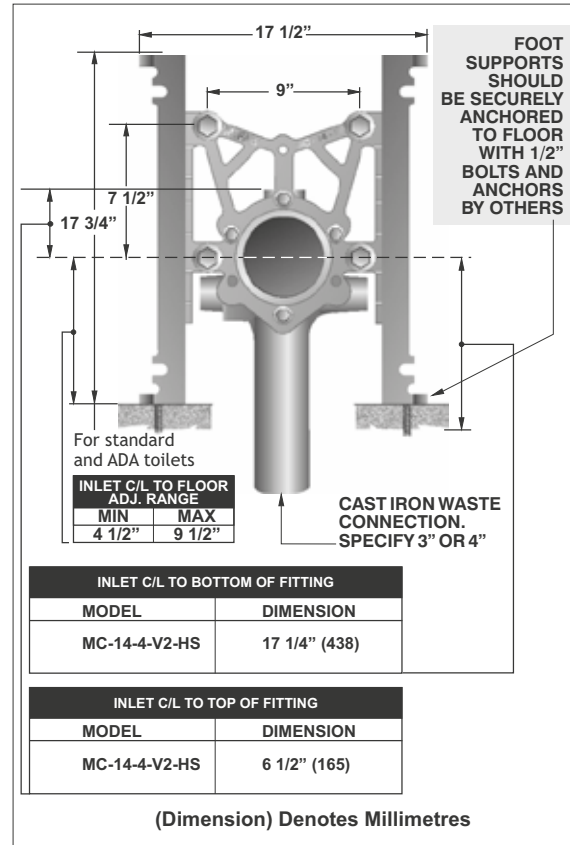
MC-14-HS



MODEL NUMBER	A	B	C
MC-14-4-V2-HS	4 7/8" (100)	5 1/2" (140)	7" (156)

MC-14-4-V2-HS 4" waste with 2" vent

Note: Rear anchor support is included with every single carrier.



Note: 8" tapered thread ABS nipple shipped standard with MC-14 Series carriers. The universal faceplate assembly accepts all nipple variations, rolling thread (-OR), cast iron (-CI) and tapered thread ABS with adjustable horn (-AH). (See page 224).

*MC-14-HS is tested to support a 500 lb. load with the rear anchor support.

FIGURE CARRIERS

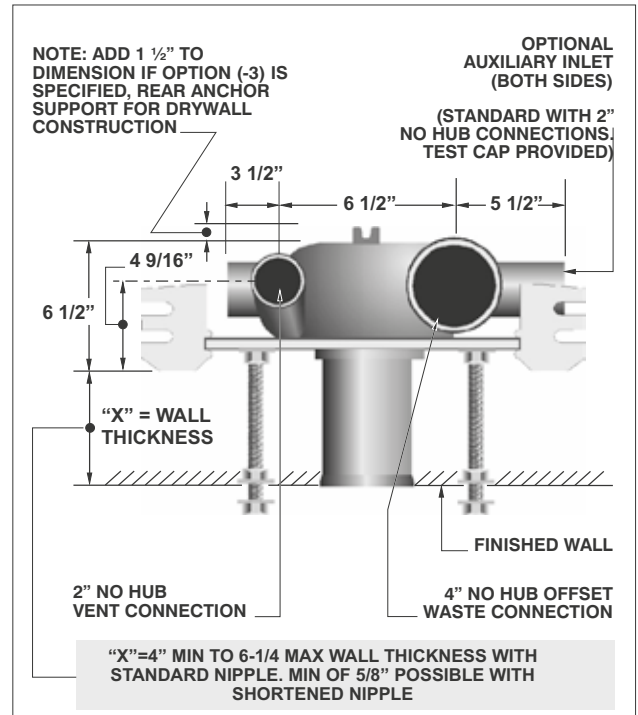
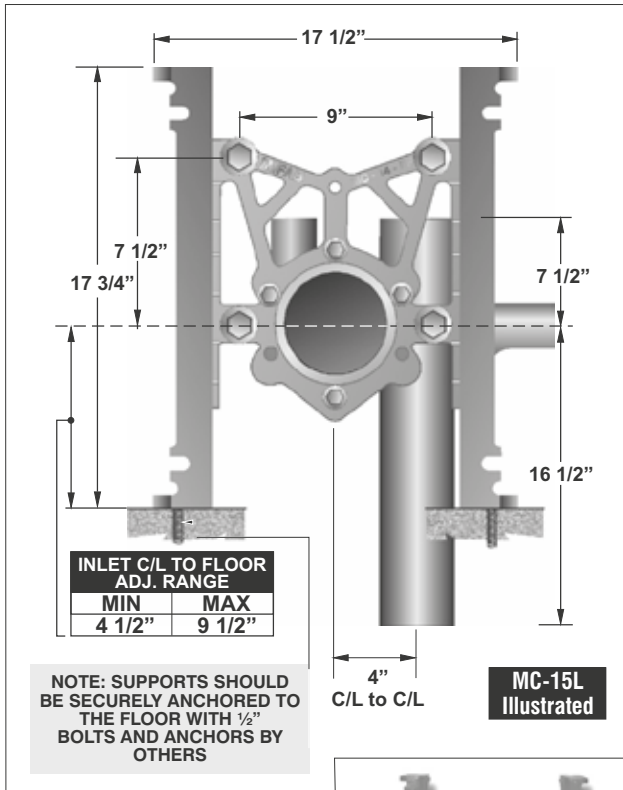
MC-14-HS SERIES			
MODEL NO.	DESCRIPTION	WEIGHT (Lbs.)	LIST PRICE
MC-14-4-V2-HS	4" No-Hub Single - with 2" vent	70.00	\$ 1329.00

MC-14-HS OPTIONAL VARIATIONS:					
SUFFIX	DESCRIPTION	LIST PRICE	SUFFIX	DESCRIPTION	LIST PRICE
-01	Neoprene bowl gasket (MC-10-PBG)	\$ 56.00	-31	Two 2" Auxiliary inlets	\$ 657.00
-1	Finishing / Tiling Frame (MC-10-1-PTFK)	\$ 75.00	-AH8	8" ABS nipple with adjustable horn (MC-10-PN8AH-31)	No Add
-3	Rear anchor support (MC-10-3-PRSFK)	Standard	-AH12*	12" ABS nipple with adjustable horn* (MC-10-PN12AH-31)	No Add
-10	Auxiliary support, recommended with nipple lengths over 12" (MC-10-AFS)	\$ 782.00	-CI-4	4" rolling thread cast iron nipple (MC-10-PN4R-50)	No Add
-12	12" tapered thread ABS nipple* (MC-10-PN12-31)	No Add	-CI-6	6" rolling thread cast iron nipple (MC-10-PN6R-50)	No Add
-13	All galvanized	\$ 1321.00	-CI-8	8" rolling thread cast iron nipple (MC-10-PN8R-50)	No Add
-14	Vandal proof finish trim (MC-10-PFH-14)	\$ 122.00	-CI-12*	12" rolling thread cast iron nipple* (MC-10-PN12R-50)	\$ 92.00
-17	Test plug for cast iron nipples	\$ 55.00	-CI-24	24" rolling thread cast iron nipple (MC-10-PN24R-50)	\$ 273.00
-19	Nipple wrench (MC-10-PCW)	\$ 98.00	-FM	Floor mount back outlet fixture support	No Add
-20	Flush valve support (MC-10-FVS)	\$ 81.00	-HD-750	750 lb. rated heavy duty	\$ 1777.00
-22	Less Fitting	\$ 681.00	-HDX	1,000 lb. rated extra heavy duty	\$ 2899.00
-25	2" Auxiliary inlet, right side	\$ 330.00	-OR8	8" rolling thread ABS nipple (MC-10-PN8R-31)	No Add
-26	2" Auxiliary inlet, left side	\$ 330.00	-OR12*	12" rolling thread ABS nipple (MC-10-PN12R-31)	No Add
			-PFAB	Prefabricated carriers	No Add

*H-1167-KA-14 (Threaded rods for 12" nipples 5/8" x 14") \$ 23.00

MC-15 FIXED VERTICAL WATER CLOSET CARRIER OFFSET FROM STACK

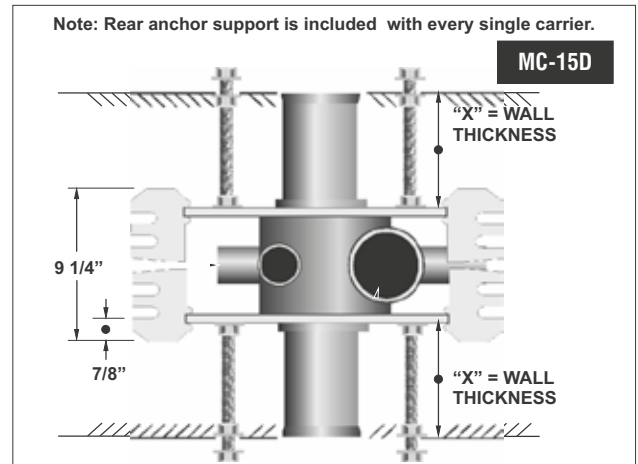
MC-15



*MC-15 is tested to support a 500 lb. load with the rear anchor support.

FIXTURE CARRIERS

Note: 8" tapered thread ABS nipple shipped standard with MC-15 Series carriers. The universal faceplate assembly accepts all nipple variations, rolling thread (-OR), cast iron (-CI) and tapered thread ABS with adjustable horn (-AH). (See page 224).

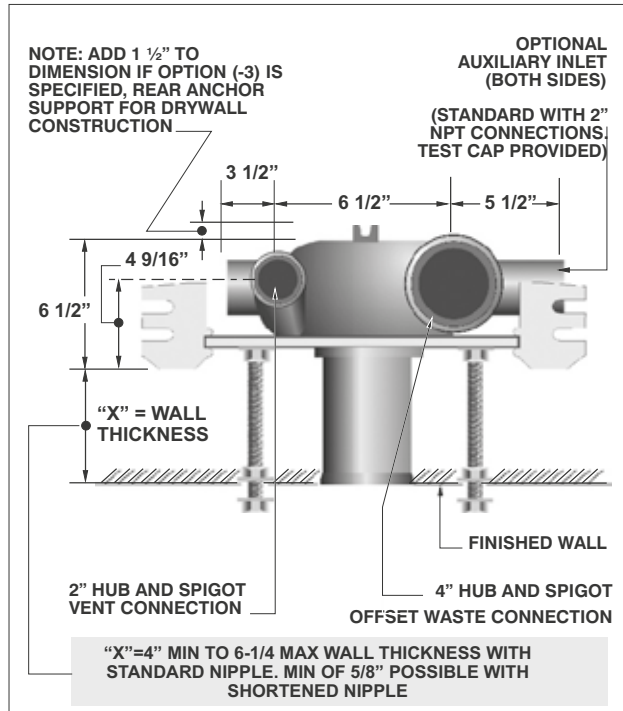
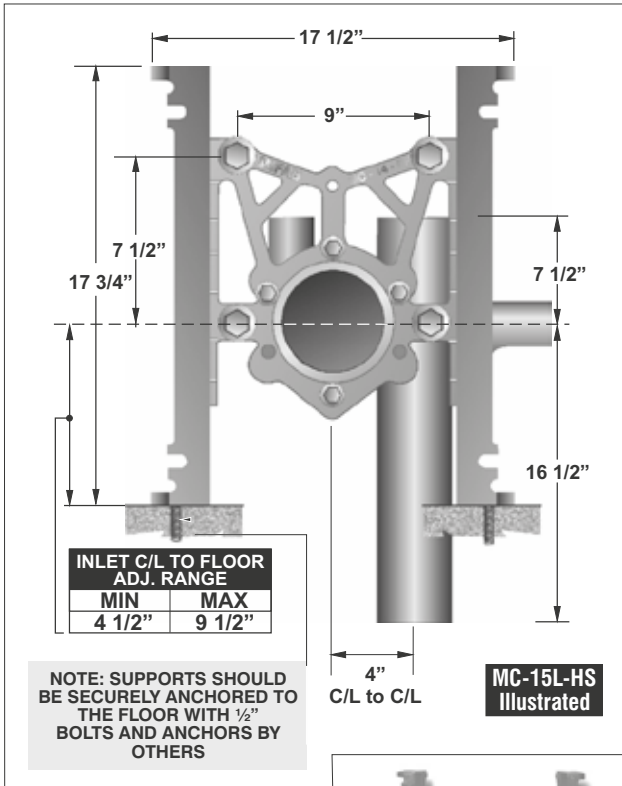


MC-15			
MODEL NO.	DESCRIPTION	WEIGHT (Lbs.)	LIST PRICE
MC-15L	Single left hand offset	77.00	\$ 1285.00
MC-15R	Single right hand offset	77.00	\$ 1285.00
MC-15D	Double - back to back offset	116.00	\$ 2207.00

MC-15 OPTIONAL VARIATIONS:							
SUFFIX	DESCRIPTION	LIST PRICE		SUFFIX	DESCRIPTION	LIST PRICE	
		SINGLE	DOUBLE			SINGLE	DOUBLE
-01	Neoprene bowl gasket (MC-10-PBG)	\$ 56.00	\$ 113.00	-31	Two 2" Auxiliary inlets	\$ 657.00	\$ 657.00
-1	Finishing / Tiling Frame (MC-10-1-PTFK)	\$ 75.00	\$ 150.00	-AH8	8" ABS nipple with adjustable horn (MC-10-PN8AH-31)	No Add	No Add
-3	Rear anchor support (MC-10-3-PRSFK)	Standard	N/A	-AH12*	12" ABS nipple with adjustable horn* (MC-10-PN12AH-31)	No Add	No Add
-10	Auxiliary support, recommended with nipple lengths over 12" (MC-10-AFS)	\$ 782.00	\$ 1564.00	-CI-4	4" rolling thread cast iron nipple (MC-10-PN4R-50)	No Add	No Add
-12	12" tapered thread ABS nipple* (MC-10-PN12-31)	No Add	No Add	-CI-6	6" rolling thread cast iron nipple (MC-10-PN6R-50)	No Add	No Add
-13	All galvanized	\$ 742.00	\$ 1484.00	-CI-8	8" rolling thread cast iron nipple (MC-10-PN8R-50)	No Add	No Add
-14	Vandal proof finish trim (MC-10-PFH-14)	\$ 122.00	\$ 244.00	-CI-12*	12" rolling thread cast iron nipple* (MC-10-PN12R-50)	\$ 92.00	\$ 184.00
-17	Test plug for custom cast iron nipples	\$ 55.00	\$ 110.00	-CI-24	24" rolling thread cast iron nipple (MC-10-PN24R-50)	\$ 273.00	\$ 545.00
-19	Nipple wrench (MC-10-PCW)	\$ 98.00	\$ 98.00	-FM	Floor mount back outlet fixture support	No Add	No Add
-20	Flush valve support (MC-10-FVS)	\$ 81.00	\$ 162.00	-HD-750	750 lb. rated heavy duty	\$ 1777.00	\$ 3616.00
-22	Less fitting	\$ 636.00	\$ 910.00	-HDX	1,000 Lb. rated extra heavy duty	\$ 2899.00	\$ 5706.00
-25	2" Auxiliary inlet, right side	\$ 330.00	\$ 660.00	-OR8	8" rolling thread ABS nipple (MC-10-PN8R-31)	No Add	No Add
-26	2" Auxiliary inlet, left side	\$ 330.00	\$ 660.00	-OR12*	12" rolling thread ABS nipple (MC-10-PN12R-31)	No Add	No Add
				-PFAB	Prefabricated carriers	No Add	No Add

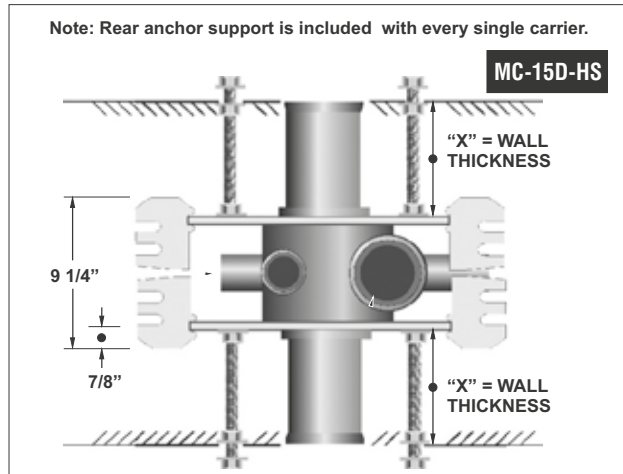
* H-1167-KA-14 (Threaded rods for 12" nipples 5/8" x 14") \$ 23.00 \$ 46.00

MC-15-HS FIXED VERTICAL HUB AND SPIGOT WATER CLOSET CARRIER OFFSET FROM STACK **MC-15-HS**



*MC-15 is tested to support a 500 lb. load with the rear anchor support.

Note: 8" tapered thread ABS nipple shipped standard with MC-15 Series carriers. The universal faceplate assembly accepts all nipple variations, rolling thread (-OR), cast iron (-CI) and tapered thread ABS with adjustable horn (-AH). (See page 224).



FIXTURE CARRIERS

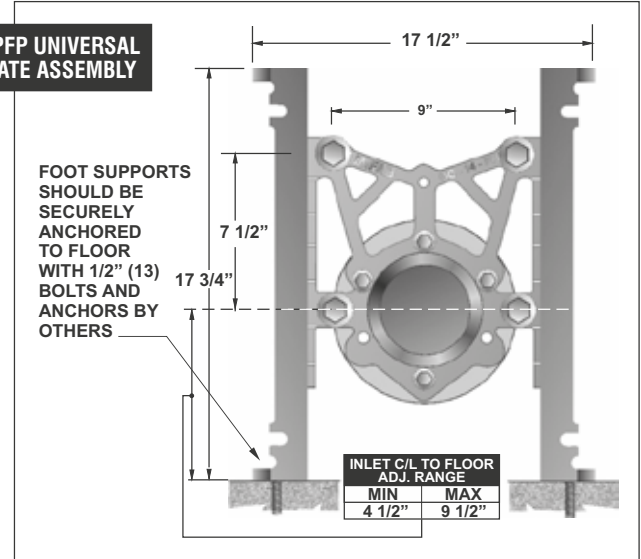
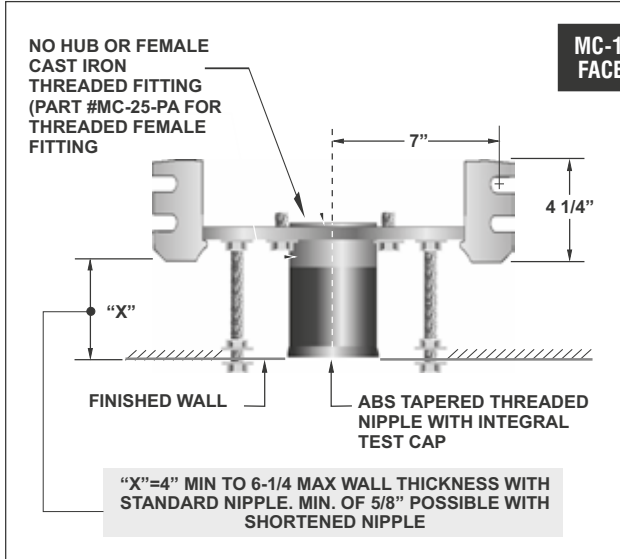
MC-15-HS			
MODEL NO.	DESCRIPTION	WEIGHT (Lbs.)	LIST PRICE
MC-15L-HS	Single left hand offset	77.00	\$ 1329.00
MC-15R-HS	Single right hand offset	77.00	\$ 1329.00
MC-15D-HS	Double - back to back offset	116.00	\$ 2277.00

MC-15-HS OPTIONAL VARIATIONS:							
		LIST PRICE	LIST PRICE			LIST PRICE	LIST PRICE
SUFFIX	DESCRIPTION	SINGLE	DOUBLE	SUFFIX	DESCRIPTION	SINGLE	DOUBLE
-01	Neoprene bowl gasket (MC-10-PBG)	\$ 56.00	\$ 113.00	-31	Two 2" Auxiliary inlets	\$ 657.00	\$ 657.00
-1	Finishing / Tiling Frame (MC-10-1-PTFK)	\$ 75.00	\$ 150.00	-AH8	8" ABS nipple with adjustable horn (MC-10-PN8AH-31)	No Add	No Add
-3	Rear anchor support (MC-10-3-PRSFK)	Standard	No Add	-AH12*	12" ABS nipple with adjustable horn* (MC-10-PN12AH-31)	No Add	No Add
-10	Auxiliary support, recommended with nipple lengths over 12" (MC-10-AFS)	\$ 782.00	\$ 1564.00	-CI-4	4" rolling thread cast iron nipple (MC-10-PN4R-50)	No Add	No Add
-12	12" tapered thread ABS nipple* (MC-10-PN12-31)	No Add	No Add	-CI-6	6" rolling thread cast iron nipple (MC-10-PN6R-50)	No Add	No Add
-13	All galvanized	\$ 742.00	\$ 1484.00	-CI-8	8" rolling thread cast iron nipple (MC-10-PN8R-50)	No Add	No Add
-14	Vandal proof finish trim (MC-10-PFH-14)	\$ 122.00	\$ 244.00	-CI-12*	12" rolling thread cast iron nipple* (MC-10-PN12R-50)	\$ 92.00	\$ 184.00
-17	Test plug for custom cast iron nipples	\$ 55.00	\$ 110.00	-CI-24	24" rolling thread cast iron nipple (MC-10-PN24R-50)	\$ 273.00	\$ 545.00
-19	Nipple wrench (MC-10-PCW)	\$ 98.00	\$ 98.00	-FM	Floor mount back outlet fixture support	No Add	No Add
-20	Flush valve support (MC-10-FVS)	\$ 81.00	\$ 162.00	-HD-750	750 lb. rated heavy duty	\$ 1777.00	\$ 3616.00
-22	Less fitting	\$ 681.00	\$ 980.00	-HDX	1,000 Lb. rated extra heavy duty	\$ 2899.00	\$ 5706.00
-25	2" Auxiliary inlet, right side	\$ 330.00	\$ 660.00	-OR8	8" rolling thread ABS nipple (MC-10-PN8R-31)	No Add	No Add
-26	2" Auxiliary inlet, left side	\$ 330.00	\$ 660.00	-OR12*	12" rolling thread ABS nipple (MC-10-PN12R-31)	No Add	No Add
				-PFAB	Prefabricated carriers	No Add	No Add

* H-1167-KA-14 (Threaded rods for 12" nipples 5/8" x 14") \$ 23.00 \$ 46.00

MC-21 COMPACT REAR OUTLET WATER CLOSET CARRIER

MC-21



MODEL NO.	WT Lbs.	DESCRIPTION	LIST PRICE
MC-21N	30.00	No hub for siphon jet	\$ 781.00
MC-21T	30.00	Female threaded for siphon jet	\$ 781.00
MC-22N	30.00	No hub for blowout	\$ 725.00
MC-22T	30.00	Female threaded for blowout	\$ 725.00

MC-21 TO MC-22 OPTIONAL VARIATIONS:

SUFFIX	DESCRIPTION	LIST PRICE	SUFFIX	DESCRIPTION	LIST PRICE
-01	Neoprene bowl gasket (MC-10-PBG)	\$ 56.00	-14	Vandal proof finish trim (MC-10-PFH-14)	\$ 122.00
-1	Finishing / Tiling Frame (MC-10-1-PTFK)	\$ 75.00	-17	Test plug for cast iron nipples	\$ 55.00
-10	Auxiliary foot support, recommended with nipple Lengths over 12" (MC-10-AFS)	\$ 782.00	-19	Nipple wrench (MC-10-PCW)	\$ 98.00
-12	12" tapered thread ABS nipple* (MC-10-PN12-31)	No Add	-20	Flush valve support (MC-10-FVS)	\$ 81.00
-13	All galvanized	\$ 532.00	-AH8	8" ABS nipple with adjustable horn (MC-10-PN8AH-31)	No Add
			-AH12*	12" ABS nipple with adjustable horn* (MC-10-PN12AH-31)	No Add

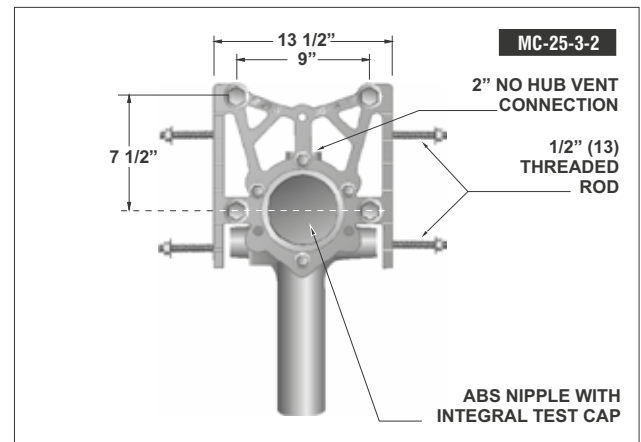
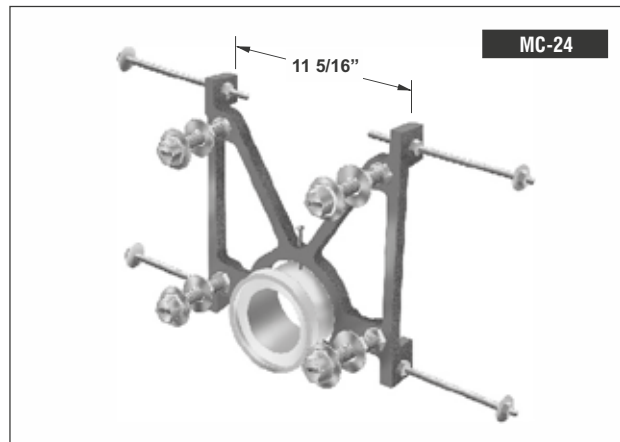
* H-1167-KA-14 (Threaded rods for 12" nipples 5/8" x 14") \$ 23.00

FIXTURE CARRIERS

224

MC-24, MC-25 RESIDENTIAL WATER CLOSET CARRIER

MC-24, MC-25



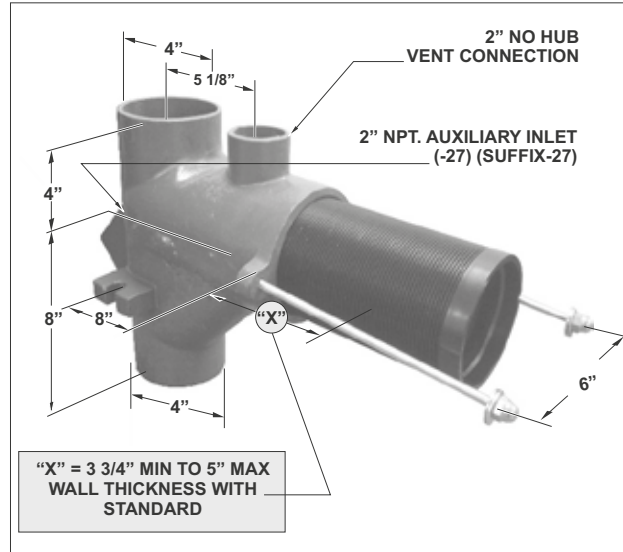
MODEL NO.	WT Lbs.	DESCRIPTION	LIST PRICE
MC-24	25.00	Single carrier with 3" PVC adapter	\$ 608.00
MC-24-DC	25.00	Single carrier with foot supports and opening for 4" PVC adapter fitting	\$ 608.00
MC-25-3-2	30.00	3" No Hub single with 2" vent for connection to No Hub, PVC, ABS, Copper	\$ 933.00
MC-25-4-2	40.00	4" No Hub single with 2" vent for connection to No Hub, PVC, ABS, Copper	\$ 1321.00
MC-25-4-4	40.00	4" No Hub single with 4" vent for connection to No Hub, PVC, ABS, Copper	\$ 1321.00
MC-25-4D-RV2	50.00	4" No Hub - back to back	\$ 2004.00
MC-25-RV2	40.00	4" No Hub offset with 2" vent	\$ 1337.00
Add for:	--	-29 Foot support system (MC-25 Series only)	\$ 313.00

MC-26 SINGLE STACK FITTING FOR FLOOR MOUNTED BACK OUTLET WATER CLOSETS

MC-26

MC-26 and MC-27 OPTIONAL VARIATIONS:

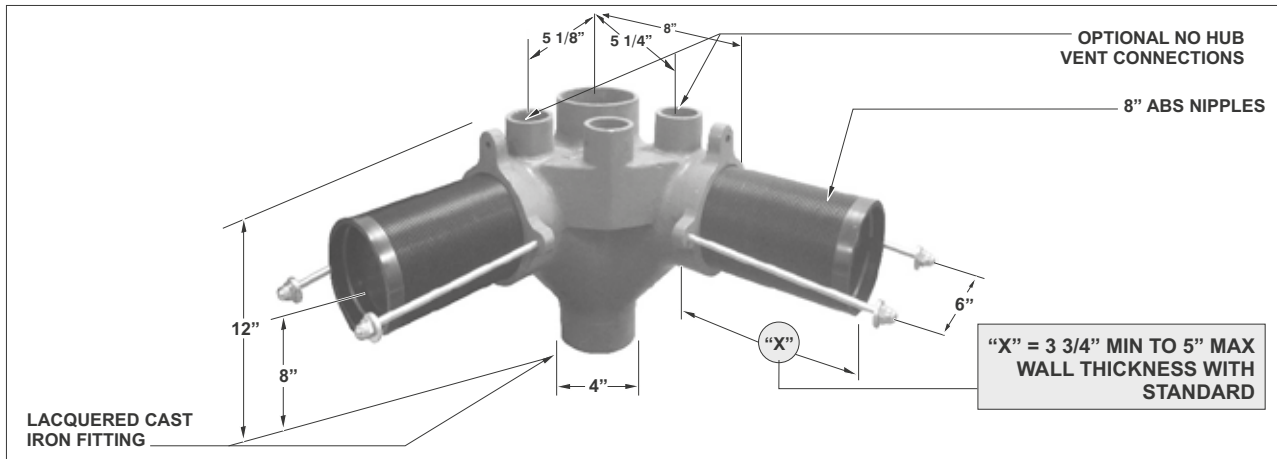
SUFFIX	DESCRIPTION	LIST PRICE	
		MC-26	MC-27
-01	Neoprene bowl gasket (MC-10-PBG)	\$ 56.00	\$ 113.00
-1	Finishing / Tiling Frame (MC-10-1-PTFK)	\$ 75.00	\$ 150.00
-3	Rear anchor support (MC-10-3-PRSFK)	Standard	N/A
-10	Auxiliary support, recommended with nipple lengths over 12" (MC-10-AFS)	\$ 782.00	\$ 1564.00
-12	12" tapered thread ABS nipple* (MC-10-PN12-31)	No Add	No Add
-13	All galvanized	\$ 435.00	\$ 965.00
-14	Vandal proof finish trim (MC-10-PFH-14)	\$ 122.00	\$ 244.00
-17	Test plug for cast iron nipples	\$ 55.00	\$ 110.00
-19	Nipple wrench (MC-10-PCW)	\$ 98.00	\$ 98.00
-20	Flush valve support (MC-10-FVS)	\$ 81.00	\$ 162.00
-31	Two 2" NH vent connections	\$ 657.00	\$ 1313.00
-AH8	8" ABS nipple with adjustable horn (MC-10-PN8AH-31)	No Add	No Add
-AH12*	12" ABS nipple with adjustable horn* (MC-10-PN12AH-31)	No Add	No Add
-CI-4	4" rolling thread cast iron nipple (MC-10-PN4R-50)	No Add	No Add
-CI-6	6" rolling thread cast iron nipple (MC-10-PN6R-50)	No Add	No Add
-CI-8	8" rolling thread cast iron nipple (MC-10-PN8R-50)	No Add	No Add
-CI-12*	12" rolling thread cast iron nipple* (MC-10-PN12R-50)	\$ 92.00	\$ 184.00
-CI-24	24" rolling thread cast iron nipple (MC-10-PN24R-50)	\$ 273.00	\$ 545.00
-HD-750	750 lb. rated heavy duty	\$ 1777.00	\$ 3616.00
-OR8	8" rolling thread ABS nipple (MC-10-PN8R-31)	No Add	No Add
-OR12*	12" rolling thread ABS nipple (MC-10-PN12R-31)	No Add	No Add



MODEL NO.	WT Lbs.	DESCRIPTION	LIST PRICE
MC-26	28.00	4" Single fitting with 2" vent	\$ 1321.00

MC-27 90° DOUBLE STACK FITTING FOR FLOOR MOUNTED BACK OUTLET WATER CLOSETS

MC-27



MODEL NO.	WT Lbs.	DESCRIPTION	LIST PRICE
MC-27	46.00	Double fitting for back outlet, floor mounted closet	\$ 3882.00

MC-28 90 DOUBLE NO-HUB STACK FITTING FOR FLOOR MOUNTED BACK OUTLET WATER CLOSETS

MC-28

MODEL NO.	WT Lbs.	DESCRIPTION	LIST PRICE
MC-28	46.00	4" Pipe size 90° Double fitting with 2" center vent	\$ 1489.00

MC-28 OPTIONAL VARIATIONS:		
SUFFIX	DESCRIPTION	LIST PRICE
-13	All galvanized	\$ 729.00
-23	45° Auxiliary inlet	\$ 330.00
-32	No hub nipple w/4" cleanout for penal fixtures	\$ 1382.00

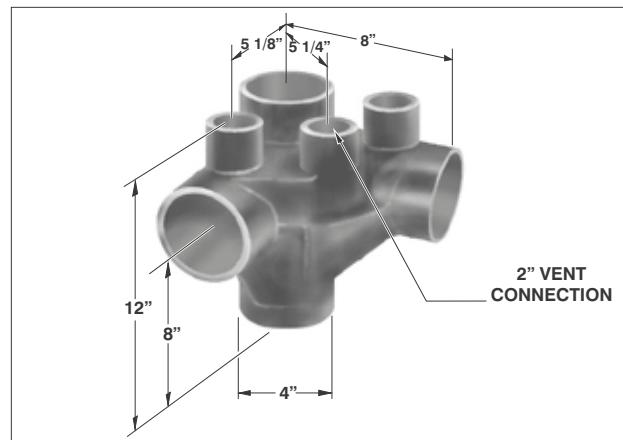
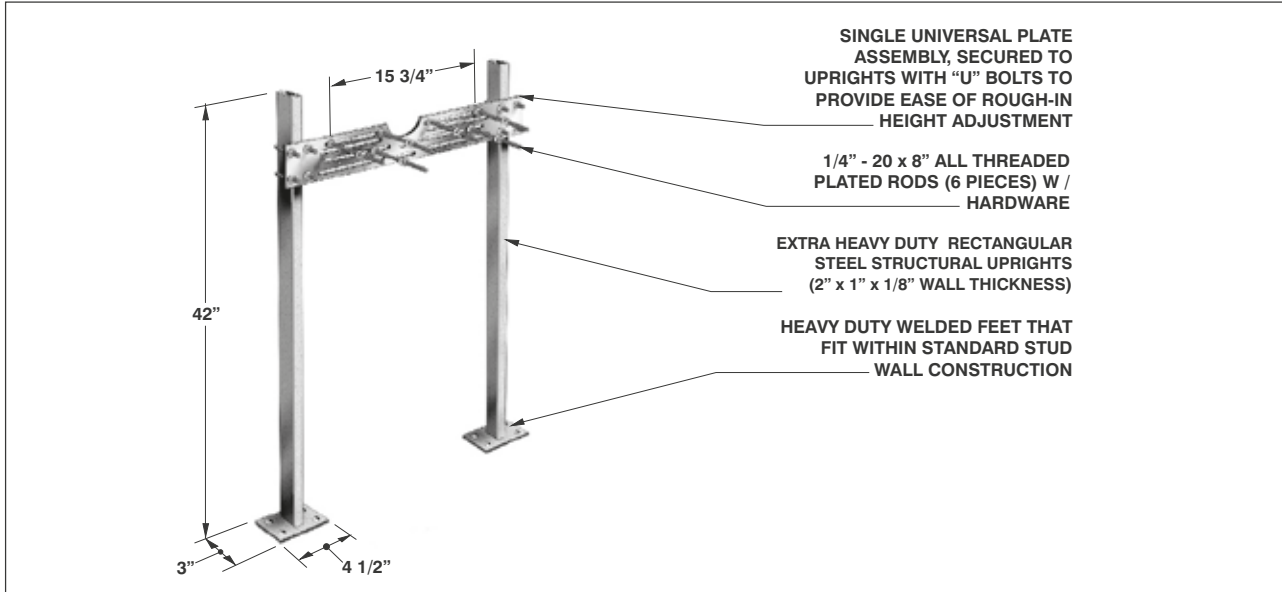


FIGURE CARRIERS

MC-31 SINGLE HANGER PLATE CARRIER WITH TWO UPRIGHTS

MC-31



NOTE: Foot supports should be securely anchored to floor with 1/2" bolts and anchors by others

MODEL NO.	WT Lbs.	DESCRIPTION	LIST PRICE
MC-31	22.00	Single hanger plate - two uprights	\$ 680.00
MC-31-HDH	25.00	Single hanger plate with heavy duty hanger	\$ 1222.00
MC-31D	28.00	Single hanger plate - back to back	\$ 899.00
MC-31-C	60.00	Two hanger plates - three uprights for corner mounted lavatory	\$ 1159.00

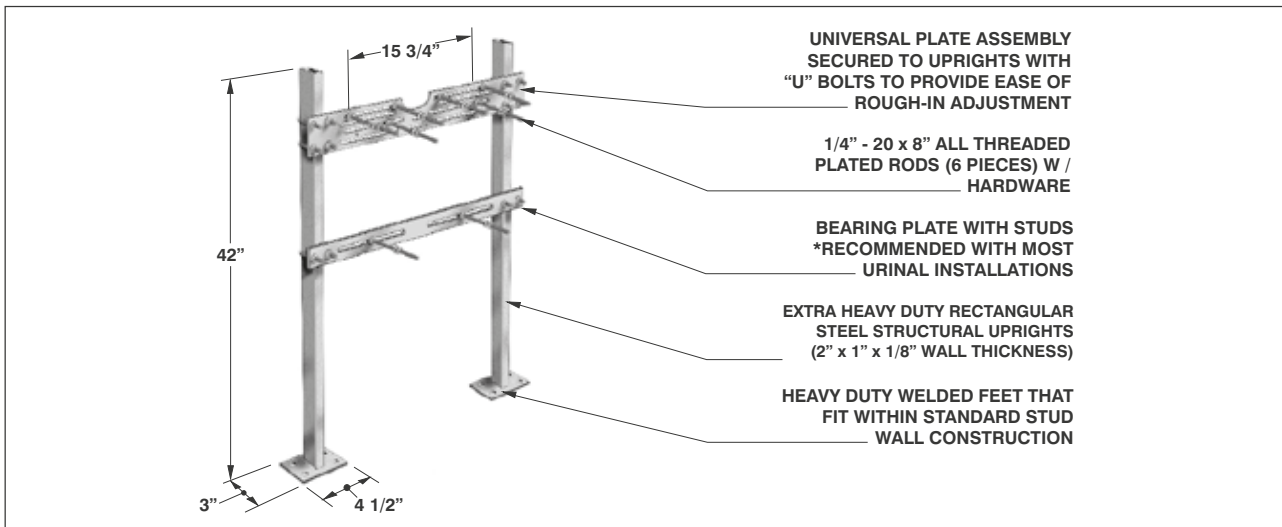
FIXTURE CARRIERS

MC-31 OPTIONAL VARIATIONS:

SUFFIX	DESCRIPTION	LIST PRICE	SUFFIX	DESCRIPTION	LIST PRICE
-A	Stud length over 8" (specify), Add per inch	\$ 47.00	-PFAB	Prefabricated carrier bank (per carrier)	\$ 100.00
-B	Floor to ceiling upright	\$ 904.00	-20	Flush valve support (MC-10-FVS)	\$ 79.00

MC-32 DOUBLE PLATE TYPE CARRIER SYSTEM WITH 2 UPRIGHTS

MC-32



NOTE: Foot supports should be securely anchored to floor with 1/2" bolts and anchors by others

MODEL NO.	WT Lbs.	DESCRIPTION	LIST PRICE
MC-32	27.00	With bearing plate and studs	\$ 759.00
MC-32D	29.00	With bearing plate - back to back	\$ 1060.00

MC-32 OPTIONAL VARIATIONS:

SUFFIX	DESCRIPTION	LIST PRICE	SUFFIX	DESCRIPTION	LIST PRICE
-A	Stud length over 8" (specify), Add per inch	\$ 47.00	-PFAB	Prefabricated carrier bank (per carrier)	\$ 100.00
-B	Floor to ceiling upright	\$ 904.00	-20	Flush valve support (MC-10-FVS)	\$ 79.00

MC-33 SINGLE HANGER PLATE CARRIER WITH THREE UPRIGHTS

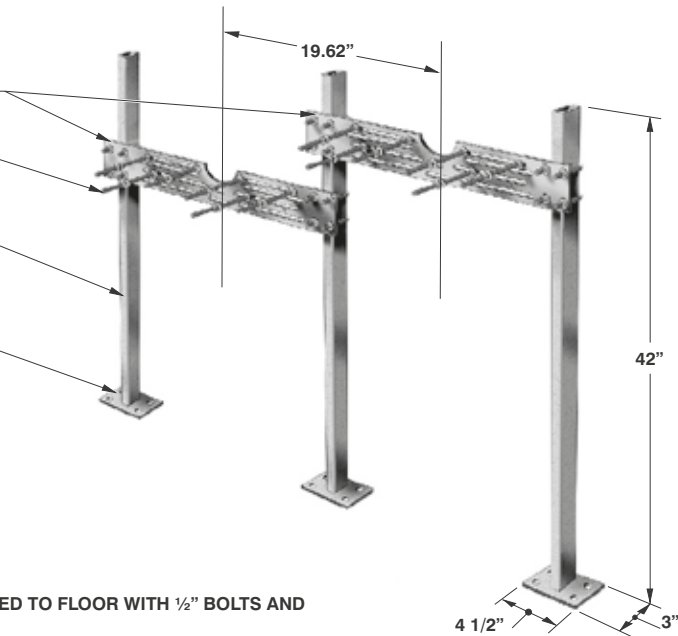
MC-33

UNIVERSAL PLATE ASSEMBLY,
SECURED TO UPRIGHTS WITH "U"
BOLTS TO PROVIDE EASE OF ROUGH-IN
HEIGHT ADJUSTMENT

1/4" - 20 x 8" ALL THREADED PLATED
RODS (6 PIECES) W / HARDWARE

EXTRA HEAVY DUTY RECTANGULAR STEEL
STRUCTURAL UPRIGHTS
(2" x 1" x 1/8" WALL THICKNESS)

HEAVY DUTY WELDED FEET THAT FIT
WITHIN STANDARD STUD WALL
CONSTRUCTION



NOTE: FOOT SUPPORTS SHOULD BE SECURELY ANCHORED TO FLOOR WITH 1/2" BOLTS AND ANCHORS BY OTHERS

MODEL NO.	WT Lbs.	DESCRIPTION	LIST PRICE
MC-33	38.00	Two hanger plates, three uprights	\$ 1003.00
MC-33-2	40.00	Two hanger plates, three uprights and two bottom bearing plates	\$ 1149.00

MC-33 OPTIONAL VARIATIONS:

SUFFIX	DESCRIPTION	LIST PRICE	SUFFIX	DESCRIPTION	LIST PRICE
-A	Stud length over 8" (specify), Add per inch	\$ 47.00	-PFAB	Prefabricated carrier bank (per carrier)	\$ 100.00
			-Z	Add per each foot over 42" of upright	\$ 351.00

MC-34 SINGLE HANGER PLATE CARRIER WITH EXPOSED ARMS

MC-34

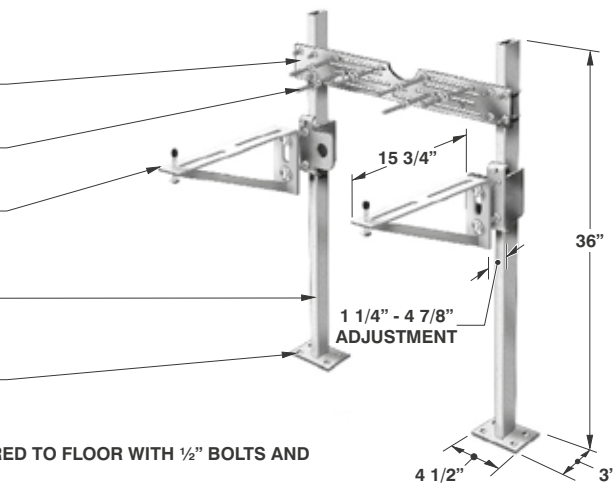
SINGLE UNIVERSAL PLATE ASSEMBLY,
SECURED TO UPRIGHTS WITH "U"
BOLTS TO PROVIDE EASE OF ROUGH-IN
HEIGHT ADJUSTMENT

1/4" - 20 x 8" ALL THREADED PLATED
RODS (6 PIECES) W / HARDWARE

WHITE LACQUERED CAST IRON
EXPOSED SUPPORT ARM

EXTRA HEAVY DUTY RECTANGULAR STEEL
STRUCTURAL UPRIGHTS
(2" x 1" x 1/8" WALL THICKNESS)

HEAVY DUTY WELDED FEET THAT FIT
WITHIN STANDARD STUD WALL
CONSTRUCTION



NOTE: FOOT SUPPORTS SHOULD BE SECURELY ANCHORED TO FLOOR WITH 1/2" BOLTS AND ANCHORS BY OTHERS

MODEL NO.	WT Lbs.	DESCRIPTION	LIST PRICE
MC-34	68.00	Hanger plate with exposed arms	\$ 2441.00
MC-34D	70.00	Back to back hanger plate with exposed arms (Note: option prices are double for MC-34D)	\$ 2575.00

MC-34 OPTIONAL VARIATIONS:

SUFFIX	DESCRIPTION	LIST PRICE	SUFFIX	DESCRIPTION	LIST PRICE
-A	Stud length over 8" (specify), Add per inch	\$ 47.00	-Z	Add per each foot over 42" of upright	\$ 351.00
-G	Wall support plate (MC-31-PUP)	\$ 137.00	-14	Vandal proof finish trim (MC-10-PFH-14)	\$ 122.00
-PFAB	Prefabricated carrier bank (per carrier)	\$ 100.00	-88	3/8" Threaded eye bolts for cast iron lavs (H-1208)	\$ 136.00

FIXTURE CARRIERS

MC-35 HANGER PLATE CARRIER WITH 3 UPRIGHTS AND EXPOSED ARMS

MC-35

UNIVERSAL PLATE ASSEMBLY, SECURED TO UPRIGHTS WITH "U" BOLTS TO PROVIDE EASE OF ROUGH-IN HEIGHT ADJUSTMENT

1/4" - 20 x 8" ALL THREADED PLATED RODS (6 PIECES) W / HARDWARE

WHITE LACQUERED CAST IRON EXPOSED SUPPORT ARM

EXTRA HEAVY DUTY RECTANGULAR STEEL STRUCTURAL UPRIGHTS (2" x 1" x 1/8" WALL THICKNESS)

HEAVY DUTY WELDED FEET THAT FIT WITHIN STANDARD STUD WALL CONSTRUCTION

ADJUSTMENT RANGE	
MIN	MAX
1 1/4"	4 7/8"

NOTE: FOOT SUPPORTS SHOULD BE SECURELY ANCHORED TO FLOOR WITH 1/2" BOLTS AND ANCHORS BY OTHERS

HEAVY DUTY SCRUB SINK SUPPORT

MODEL NO.	WT Lbs.	DESCRIPTION	LIST PRICE
MC-35	102.00	Hanger plates with exposed arms and three uprights	\$ 3540.00

FIXTURE CARRIERS

MC-35 OPTIONAL VARIATIONS:

SUFFIX	DESCRIPTION	LIST PRICE	SUFFIX	DESCRIPTION	LIST PRICE
-A	Stud length over 8" (specify), Add per inch	\$ 94.00	-Z	Add per each foot over 42" of upright	\$ 689.00
-G	Wall support plate (MC-31-PUP)	\$ 377.00	-14	Vandal proof finish trim (MC-10-PFH-14)	\$ 244.00
-PFAB	Prefabricated carrier bank (per carrier)	\$ 100.00	-88	3/8" Threaded eye bolts for cast iron lvs (H-1208)	\$ 271.00

MC-36 TO MC-39D WALL SUPPORTED FIXTURE MOUNTING PLATES

MC-36 TO MC-39D

SINGLE UNIVERSAL PLATE ASSEMBLY (MC-31-PUP)

1/4" - 20 x 8" ALL THREADED PLATED RODS (6 PIECES) W / HARDWARE

5/16" X 10" BEARING STUDS (2 PCS.)

WALL SUPPORTED FIXTURE MOUNTING PLATES (MC-31-PUP)

BOTTOM BEARING PLATE WITH BEARING STUDS (MC-31-PBP)

NOTE: Wall supported fixture mounting plates must be securely affixed (with suitable hardware by others) to a wall fully capable of bearing the weight of the plate and fixture.

MODEL NO.	WT Lbs.	DESCRIPTION	LIST PRICE
MC-36	6.00	Top universal plate with studs only	\$ 189.00
MC-36-2	24.00	Top universal plate with studs and bottom bearing plate with bearing studs	\$ 300.00
MC-37	12.00	Top front and back plates with studs and bottom front and back plates with bearing studs	\$ 334.00
MC-38D	15.00	Back to back top front plates with studs only	\$ 382.00
MC-39D	24.00	Back to back top front plate with studs and bottom front plate with bearing studs	\$ 230.00

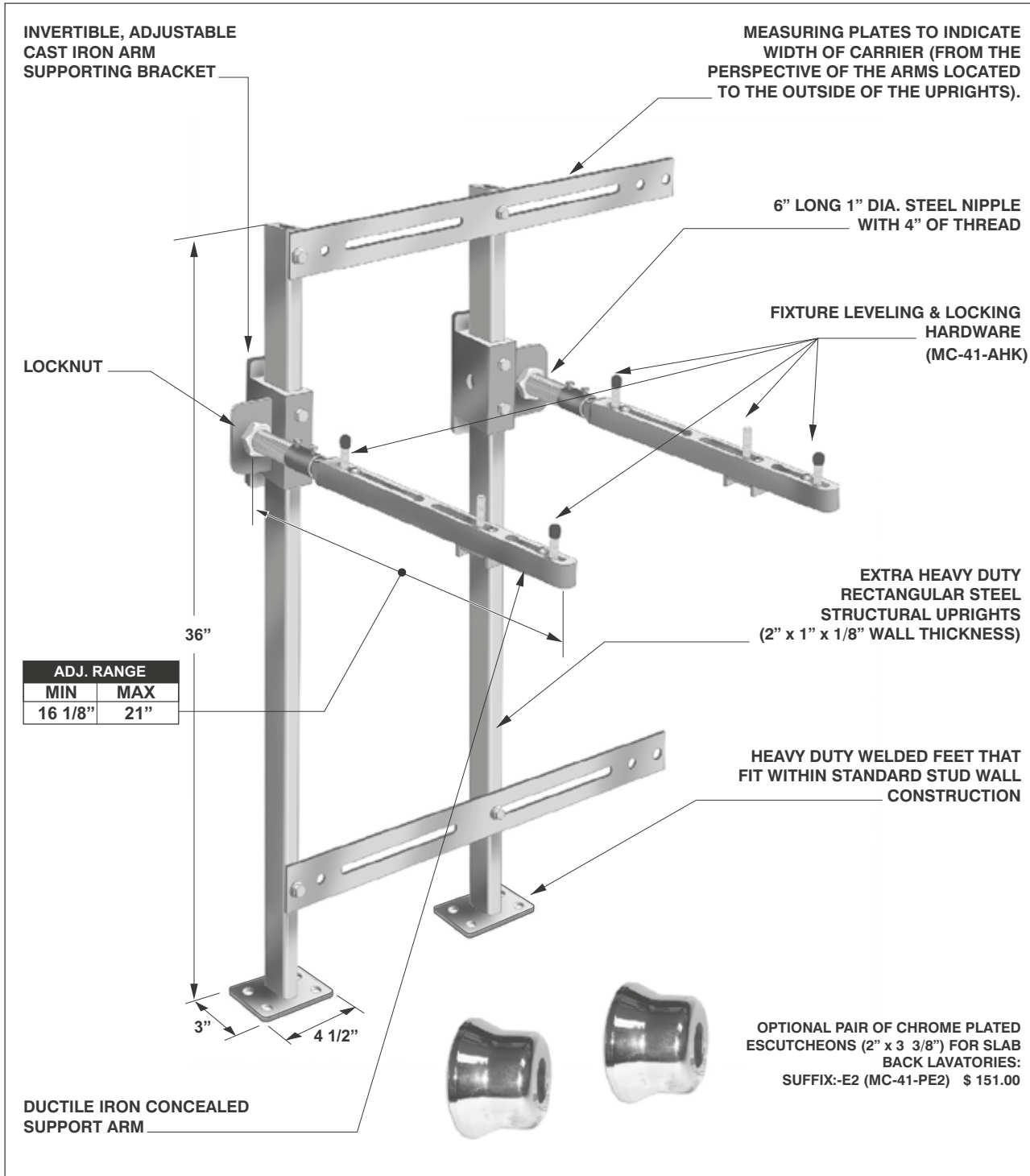
NOTE: Standard studs are 1/4" - 20 x 8" (6pcs) with hardware. Bearing studs are 5/16" x 10" (2pcs) with hardware.

MC-36 TO MC-39D OPTIONAL VARIATIONS:

SUFFIX	DESCRIPTION	LIST PRICE	
		SINGLE	DOUBLE
-A	Stud length over 8" (specify), Add per inch	\$ 47.00	\$ 94.00

MC-41-TR FIXTURE CARRIER WITH CONCEALED ARMS AND MEASURING PLATES

MC-41-TR



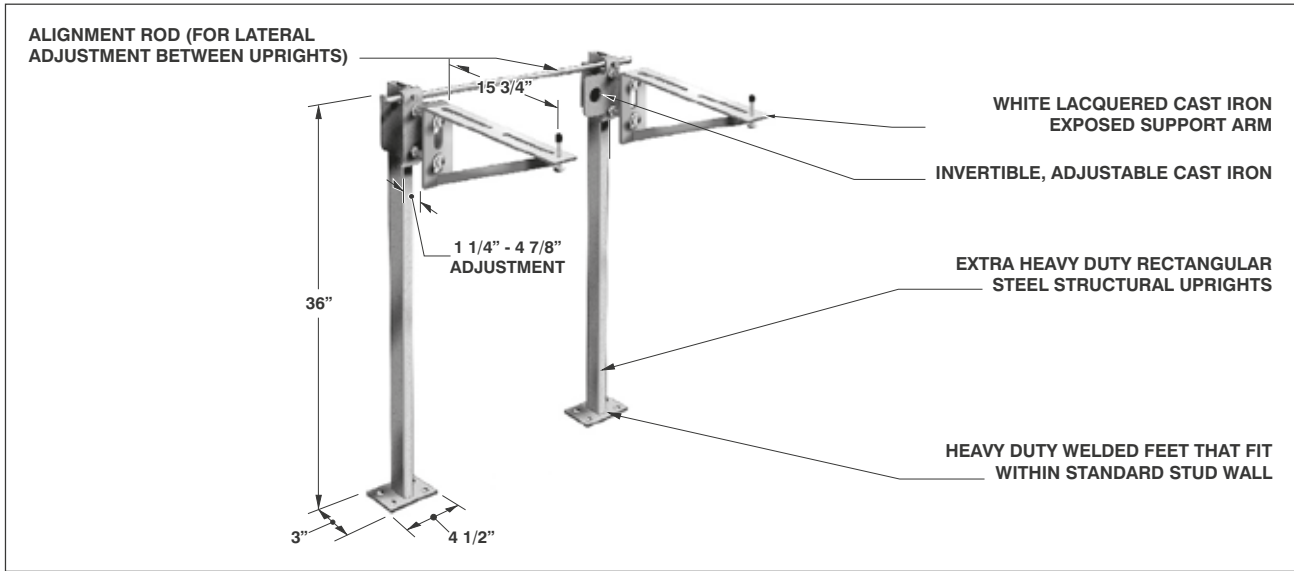
FIXTURE CARRIERS

NOTE: Foot supports should be securely anchored to floor with 1/2" bolts and anchors by others

MODEL NO.	WT Lbs.	DESCRIPTION	LIST PRICE
MC-41-TR	28.00	Concealed arms with two vertical uprights and measuring plates	\$ 1164.00
MC-41D-TR	42.00	Concealed arms, back to back (Note: Option prices are double for MC-41D-TR)	\$ 1699.00

MC-41-TR OPTIONAL VARIATIONS:					
SUFFIX	DESCRIPTION	LIST PRICE	SUFFIX	DESCRIPTION	LIST PRICE
-A	Add per inch for nipple length over 6"	\$ 47.00	-G	Wall support plate (MC-31-PUP)	\$ 137.00
-B	Floor to ceiling upright	\$ 904.00	-PFAB	Prefabricated carrier bank (per carrier)	\$ 100.00
-E2	2" Chrome plated escutcheons (pair) (MC-41-PE2)	\$ 151.00	-32	Foot pedal mounting plate	\$ 115.00

MC-40 FIXTURE CARRIER WITH EXPOSED ARMS **MC-40**



NOTE: foot supports should be securely anchored to floor with 1/2" bolts and anchors by others

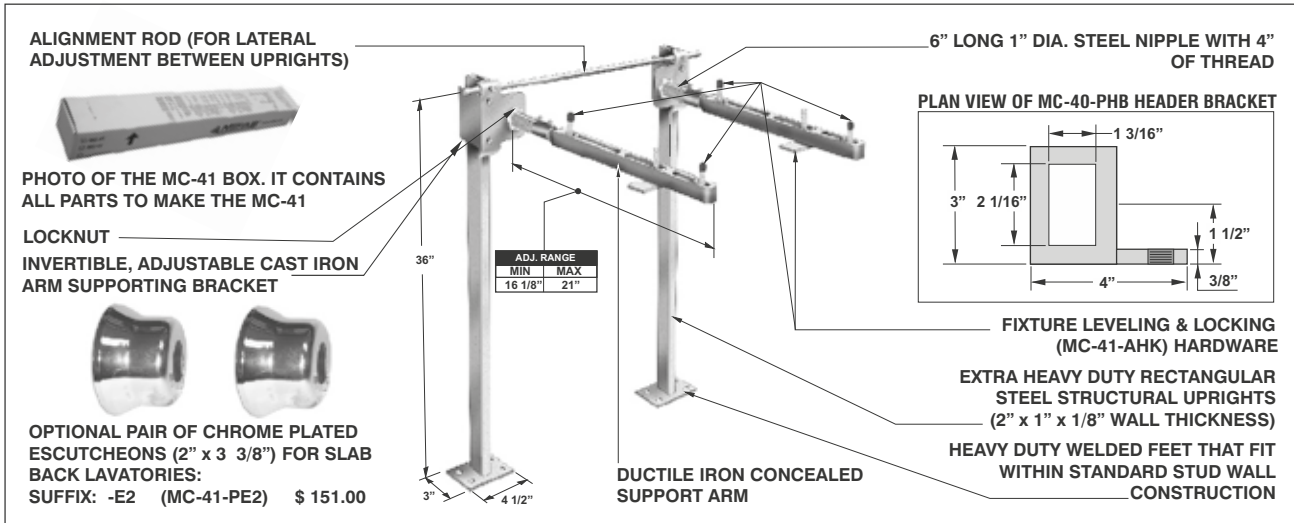
MODEL NO.	WT Lbs.	DESCRIPTION	LIST PRICE
MC-40	36.00	Exposed arms with two vertical uprights	\$ 1279.00
MC-40D	55.00	Exposed arms - back to back (Note: option prices are doubled per MC-40D)	\$ 2004.00

MC-40 OPTIONAL VARIATIONS:

SUFFIX	DESCRIPTION	LIST PRICE	SUFFIX	DESCRIPTION	LIST PRICE
-A	Stud length over 8" (specify), Add per inch	\$ 47.00	-Z	Add per each foot over 42" of upright	\$ 871.00
-F	Bar support valve plate	\$ 137.00	-14	Vandal proof finish trim (MC-10-PFH-14)	\$ 120.00
-G	Wall support plate (MC-31-PUP)	\$ 137.00	-32	Foot pedal mounting plate	\$ 115.00
-PFAB	Prefabricated carrier bank (per carrier)	\$ 100.00	-88	3/8" Threaded eye bolts for cast iron lavs (H-1208)	\$ 136.00

FIXTURE CARRIERS

MC-41 FIXTURE CARRIER WITH CONCEALED ARMS **MC-41**



NOTE: Foot supports should be securely anchored to floor with 1/2" bolts and anchors by others

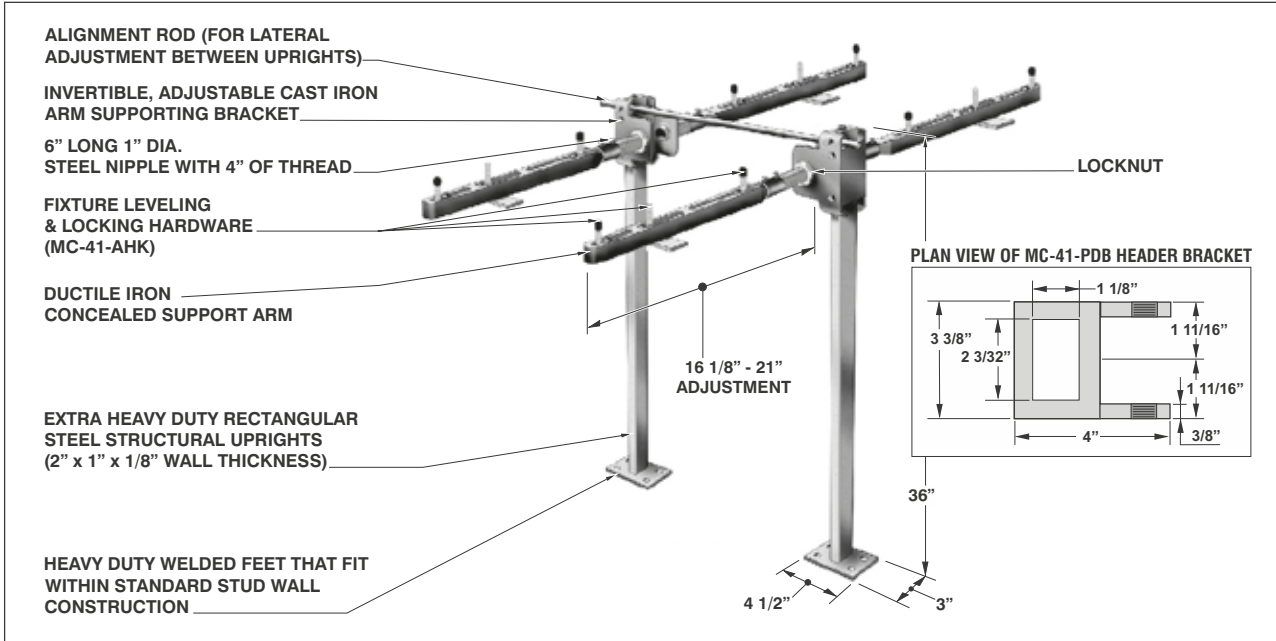
MODEL NO.	WT Lbs.	DESCRIPTION	LIST PRICE
MC-41	28.00	Concealed arms with two vertical uprights	\$ 899.00

MC-41 OPTIONAL VARIATIONS:

SUFFIX	DESCRIPTION	LIST PRICE	SUFFIX	DESCRIPTION	LIST PRICE
-A	Add per inch for nipple length over 6"	\$ 47.00	-PFAB	Prefabricated carrier bank (per carrier)	\$ 100.00
-B	Floor to ceiling upright	\$ 904.00	-XN8	Extra long 8" nipple	\$ 104.00
-E2	2" Chrome plated escutcheons (pair) (MC-41-PE2)	\$ 151.00	-32	Foot pedal mounting plate	\$ 115.00
-G	Wall support plate (MC-31-PUP)	\$ 136.00	-88	3/8" threaded eye bolts for cast iron lavs (H-1208)	\$ 115.00

MC-41D BACK TO BACK FIXTURE CARRIER WITH CONCEALED ARMS

MC-41D



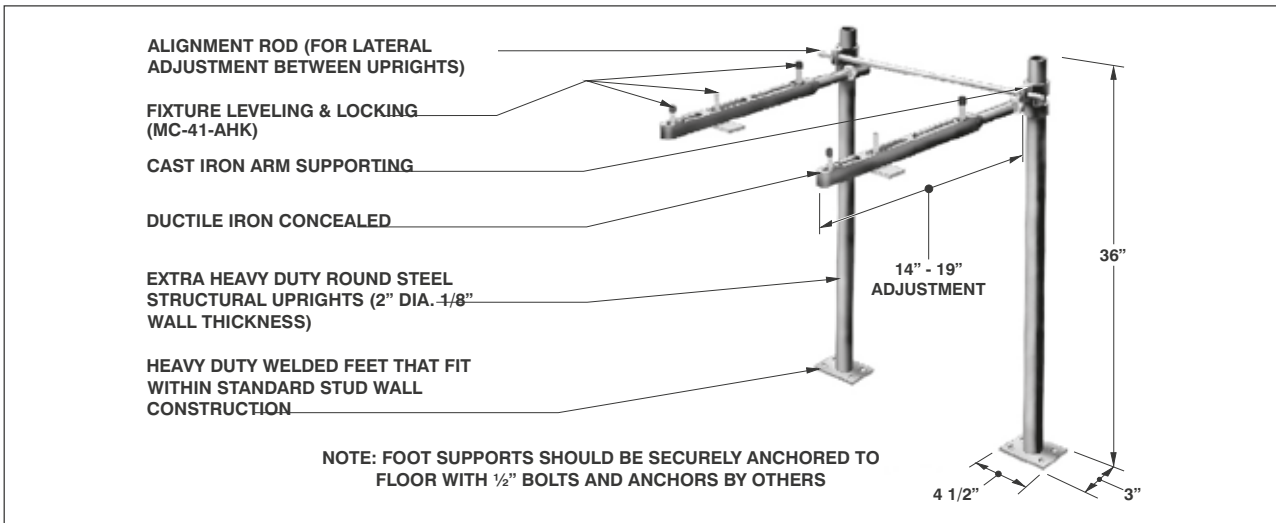
MODEL NO.	WT Lbs.	DESCRIPTION	LIST PRICE
MC-41D	42.00	Concealed arms - back to back	\$ 1279.00

MC-41D OPTIONAL VARIATIONS:

SUFFIX	DESCRIPTION	LIST PRICE	SUFFIX	DESCRIPTION	LIST PRICE
-A	Add per inch for nipple length over 6"	\$ 94.00	-G	Wall support plate (MC-31-PUP)	\$ 271.00
-B	Floor to ceiling upright	\$ 904.00	-PFAB	Prefabricated carrier bank (per carrier)	\$ 200.00
-E2	2" Chrome plated escutcheons (pair) (MC-41-PE2)	\$ 301.00	-32	Foot pedal mounting plate	\$ 115.00
			-88	3/8" threaded eye bolts for cast iron lavs (H-1208)	\$ 115.00

MC-41-R FIXTURE CARRIER WITH CONCEALED ARMS AND ROUND UPRIGHTS

MC-41-R



MODEL NO.	WT Lbs.	DESCRIPTION	LIST PRICE
MC-41-R	42.00	Concealed arms w/ Round Uprights	\$ 956.00

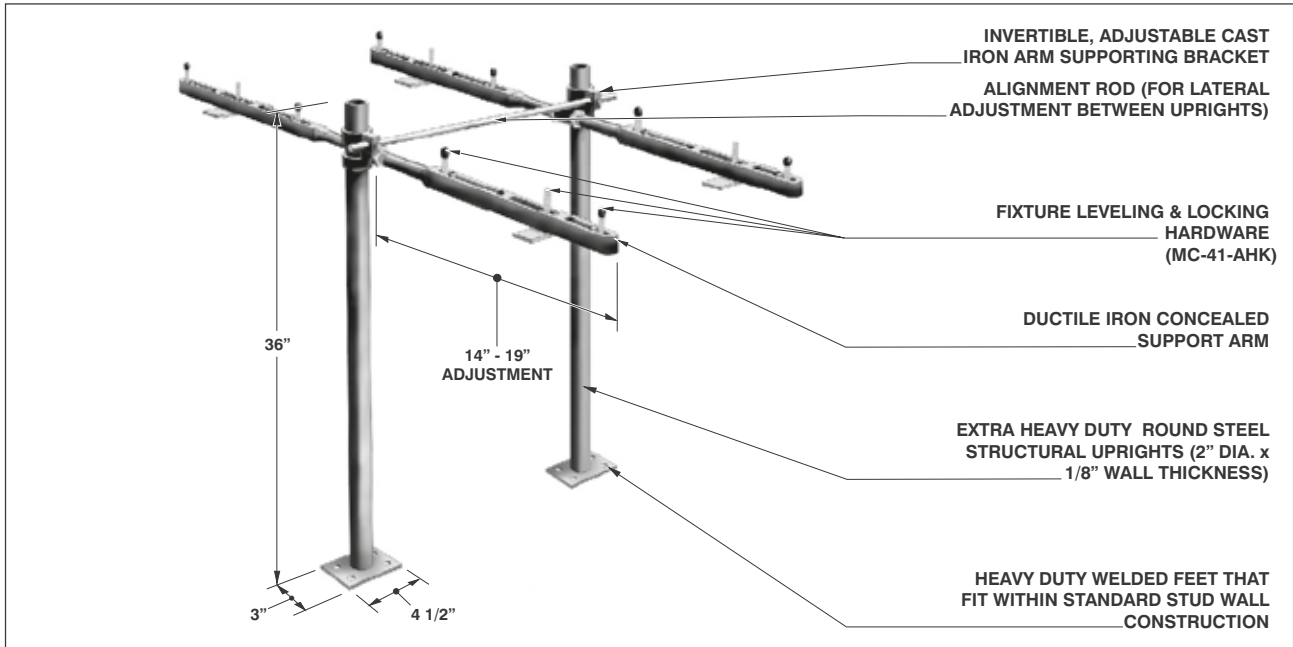
MC-41-R OPTIONAL VARIATIONS:

SUFFIX	DESCRIPTION	LIST PRICE	SUFFIX	DESCRIPTION	LIST PRICE
-B	Floor to ceiling upright	\$ 904.00	-G	Wall support plate (MC-31-PUP)	\$ 137.00
-E2	2" Chrome plated escutcheons (pair) (MC-41-PE2)	\$ 151.00	-PFAB	Prefabricated carrier bank (per carrier)	\$ 100.00
			-32	Foot pedal mounting plate	\$ 115.00
			-88	3/8" threaded eye bolts for cast iron lavs (H-1208)	\$ 115.00

FIXTURE CARRIERS

MC-41D-R BACK TO BACK FIXTURE CARRIER WITH CONCEALED ARMS AND ROUND UPRIGHTS

MC-41D-R



NOTE: Foot supports should be securely anchored to floor with 1/2" bolts and anchors by others

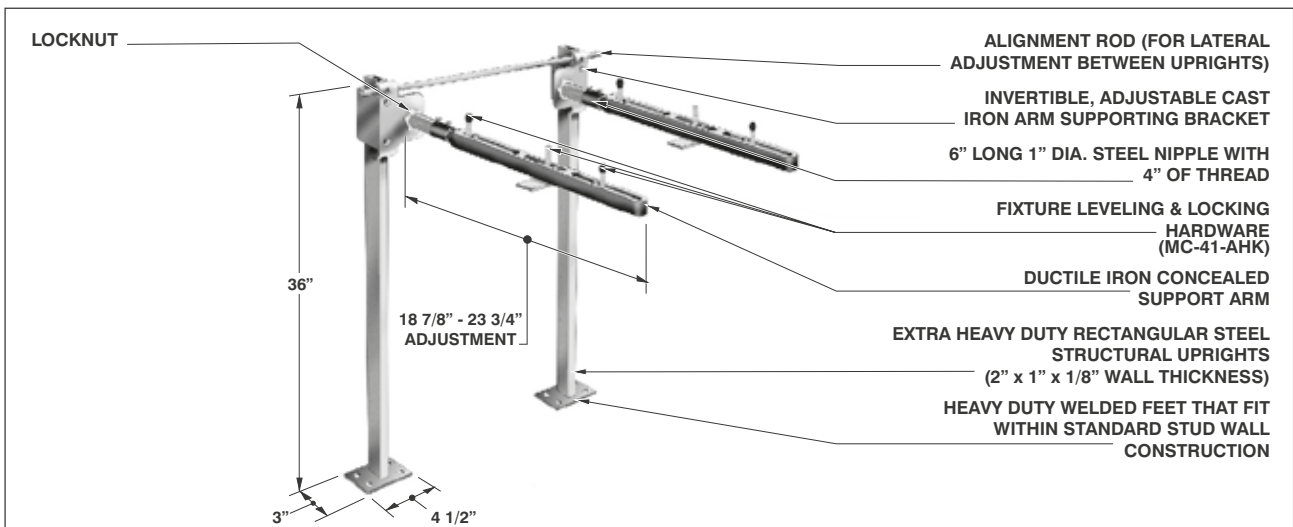
MODEL NO.	WT Lbs.	DESCRIPTION	LIST PRICE
MC-41D-R	40.00	Double Concealed arms w/ Round Uprights	\$ 1279.00

MC-41D-R OPTIONAL VARIATIONS:

SUFFIX	DESCRIPTION	LIST PRICE	SUFFIX	DESCRIPTION	LIST PRICE
-B	Floor to ceiling upright	\$ 904.00	-PFAB	Prefabricated carrier bank (per carrier)	\$ 200.00
-E2	2" Chrome plated escutcheons (pair) (MC-41-PE2)	\$ 301.00	-32	Foot pedal mounting plate	\$ 115.00
-G	Wall support plate, per plate (MC-31-PUP)	\$ 136.00	-88	3/8" threaded eye bolts for cast iron lavs (H-1208)	\$ 115.00

MC-42 FIXTURE CARRIER WITH CONCEALED ARMS FOR ADA LAVS

MC-42



NOTE: Foot supports should be securely anchored to floor with 1/2" bolts and anchors by others

MODEL NO.	WT Lbs.	DESCRIPTION	LIST PRICE
MC-42	30.00	ADA Concealed arms with two vertical uprights	\$ 957.00

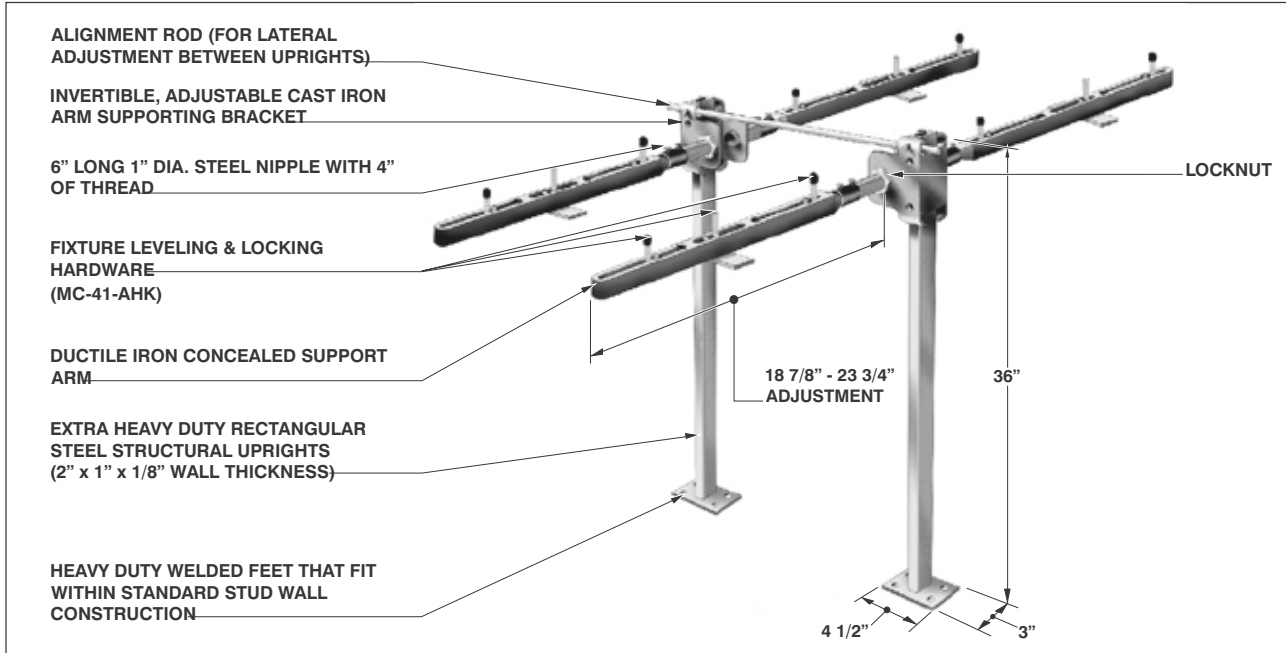
MC-42 OPTIONAL VARIATIONS:

SUFFIX	DESCRIPTION	LIST PRICE	SUFFIX	DESCRIPTION	LIST PRICE
-A	Add per inch for nipple length over 6"	\$ 47.00	-E2	2" Chrome plated escutcheons (pair) (MC-41-PE2)	\$ 151.00
-B	Floor to ceiling upright	\$ 904.00	-G	Wall support plate (MC-31-PUP)	\$ 136.00
			-PFAB	Prefabricated carrier bank (per carrier)	\$ 100.00

FIXTURE CARRIERS

MC-42D BACK TO BACK FIXTURE CARRIER WITH CONCEALED ARMS FOR ADA LAVS

MC-42D



NOTE: Foot supports should be securely anchored to floor with 1/2" bolts and anchors by others

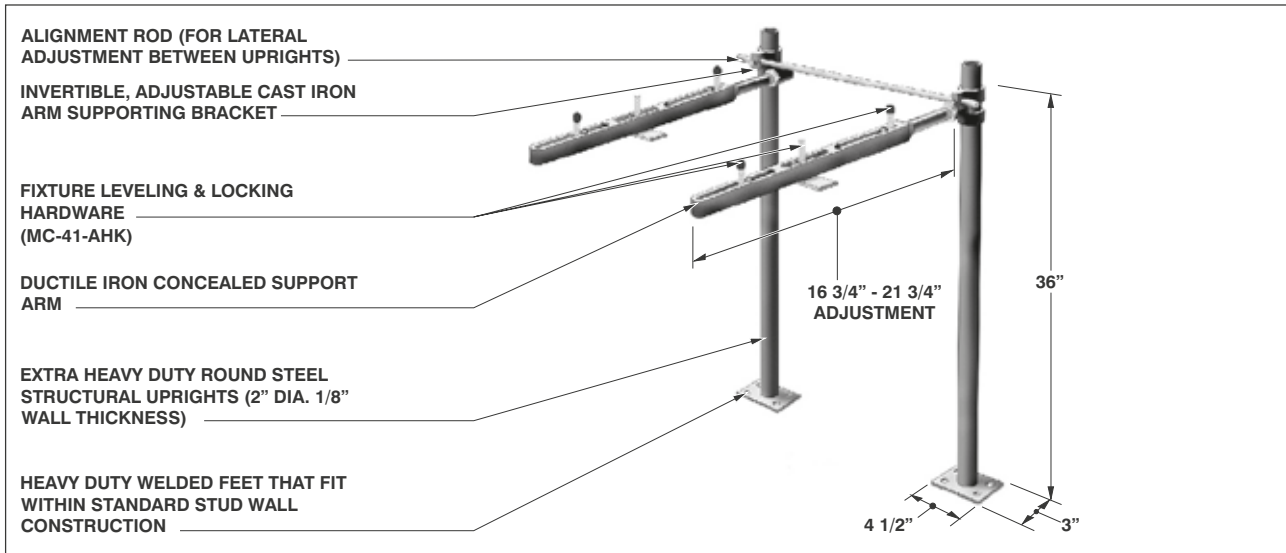
MODEL NO.	WT Lbs.	DESCRIPTION	LIST PRICE
MC-42D	46.00	Back to Back ADA Concealed arms with two vertical uprights	\$ 1393.00

MC-42D OPTIONAL VARIATIONS:

SUFFIX	DESCRIPTION	LIST PRICE	SUFFIX	DESCRIPTION	LIST PRICE
-A	Add per inch for nipple length over 6"	\$ 94.00	-E2	2" Chrome plated escutcheons (pair) (MC-41-PE2)	\$ 301.00
-B	Floor to ceiling upright	\$ 904.00	-G	Wall support plate (MC-31-PUP)	\$ 136.00
			-PFAB	Prefabricated carrier bank (per carrier)	\$ 200.00

MC-42-R ADA LAV CARRIER WITH CONCEALED ARMS AND ROUND UPRIGHTS

MC-42-R



NOTE: Foot supports should be securely anchored to floor with 1/2" bolts and anchors by others

MODEL NO.	WT Lbs.	DESCRIPTION	LIST PRICE
MC-42-R	28.00	ADA Concealed arms with Round Upright	\$ 957.00

MC-42-R OPTIONAL VARIATIONS:

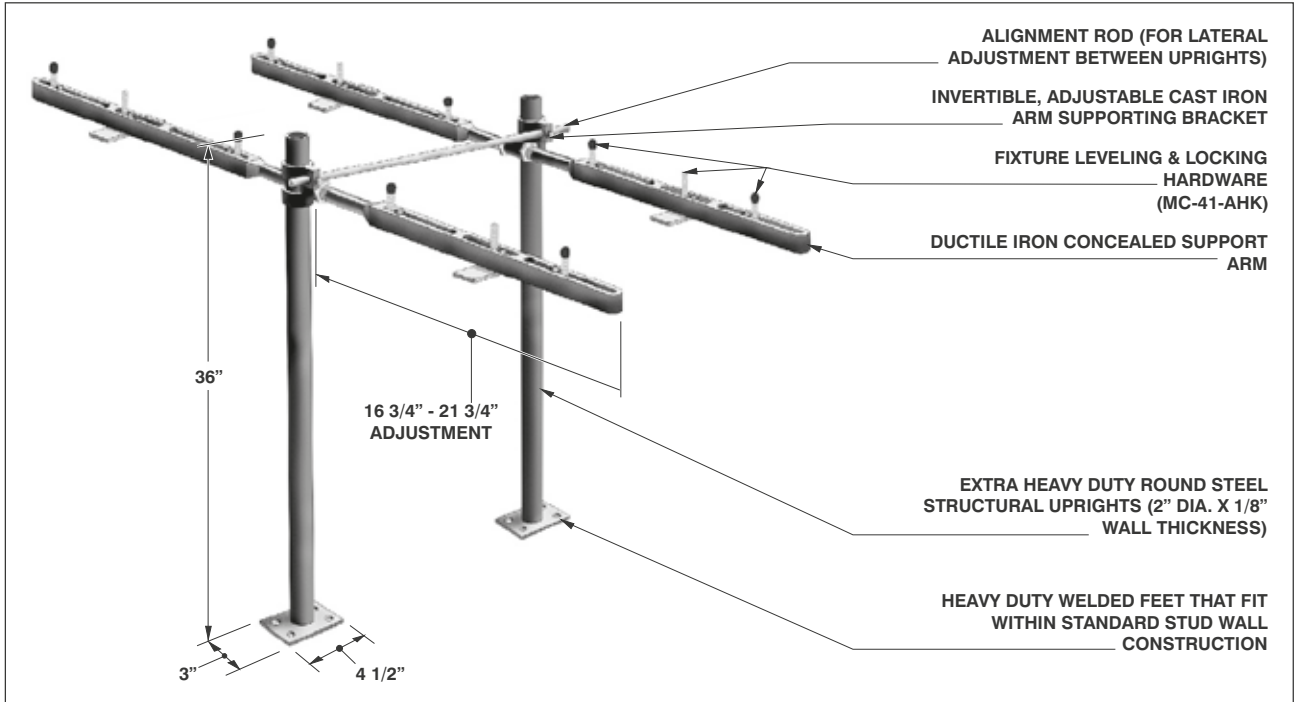
SUFFIX	DESCRIPTION	LIST PRICE	SUFFIX	DESCRIPTION	LIST PRICE
-B	Floor to ceiling upright	\$ 904.00	-G	Wall support plate (MC-31-PUP)	\$ 136.00
-E2	2" Chrome plated escutcheons (pair) (MC-41-PE2)	\$ 151.00	-PFAB	Prefabricated carrier bank (per carrier)	\$ 100.00

FIXTURE CARRIERS

MC-42D-R

BACK TO BACK ADA FIXTURE CARRIER WITH CONCEALED ARMS AND ROUND UPRIGHTS

MC-42D-R



MODEL NO.	WT Lbs.	DESCRIPTION	LIST PRICE
MC-42D-R	44.00	Double ADA Concealed arms w/ Round Uprights	\$ 1393.00

MC-42D-R OPTIONAL VARIATIONS:

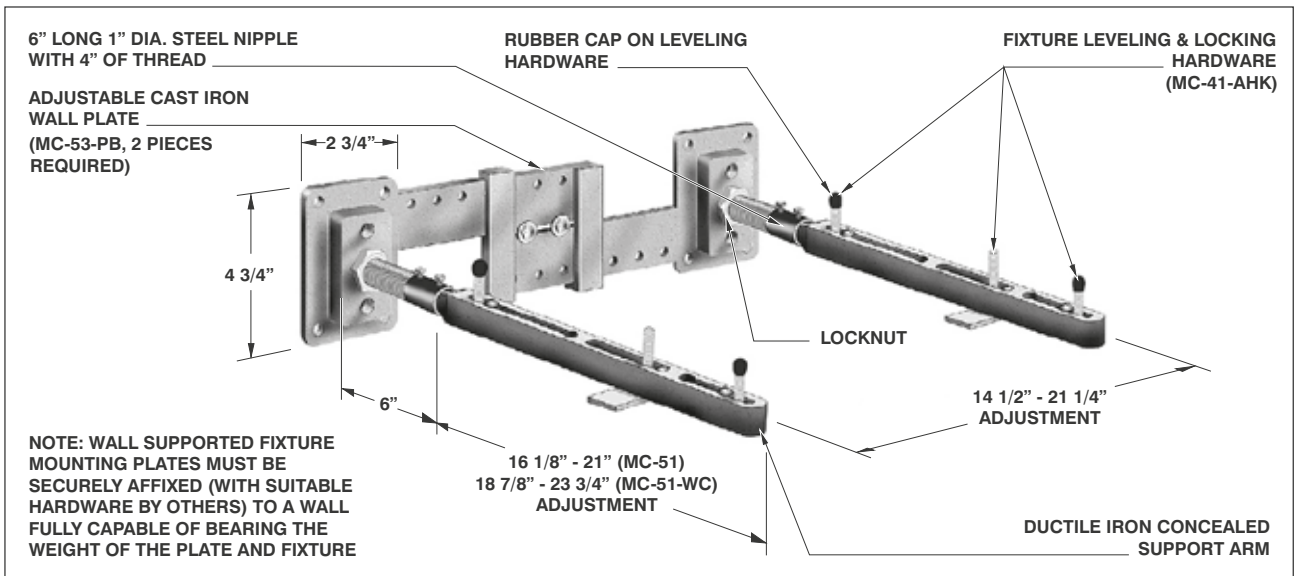
SUFFIX	DESCRIPTION	LIST PRICE	SUFFIX	DESCRIPTION	LIST PRICE
-B	Floor to ceiling upright	\$ 904.00	-G	Wall support, plate per plate (MC-31-PUP)	\$ 136.00
-E2	2" Chrome plated escutcheons (pair) (MC-41-PE2)	\$ 301.00	-PFAB	Prefabricated carrier bank (per carrier)	\$ 200.00

FIXTURE CARRIERS

MC-51

CONCEALED ARMS WITH ADJUSTABLE PLATE

MC-51



NOTE: WALL SUPPORTED FIXTURE MOUNTING PLATES MUST BE SECURELY AFFIXED (WITH SUITABLE HARDWARE BY OTHERS) TO A WALL FULLY CAPABLE OF BEARING THE WEIGHT OF THE PLATE AND FIXTURE

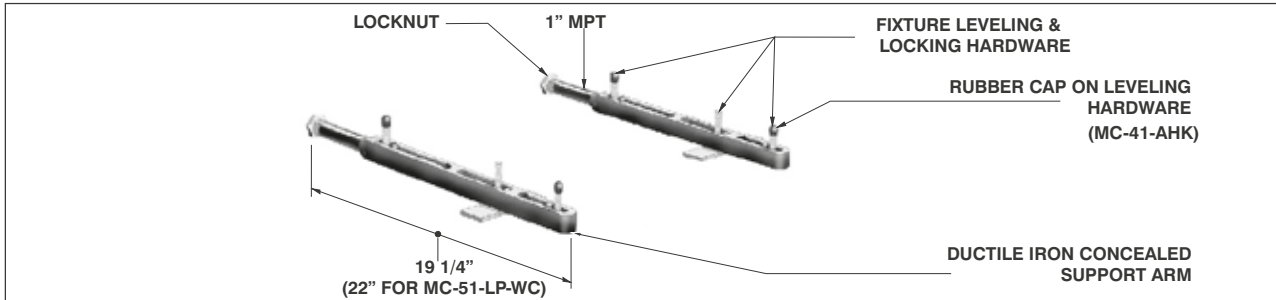
MODEL NO.	WT Lbs.	DESCRIPTION	LIST PRICE
MC-51	18.00	Concealed arms with adjustable plate	\$ 532.00
MC-51-WC	20.00	ADA concealed arms with adjustable plate	\$ 652.00

MC-51 OPTIONAL VARIATIONS:

SUFFIX	DESCRIPTION	LIST PRICE	SUFFIX	DESCRIPTION	LIST PRICE
-A	Add per inch for nipple length over 6"	\$ 47.00	-E2	2" Chrome plated escutcheons (pair) (MC-41-PE2)	\$ 151.00

MC-51-LP CONCEALED ARMS ONLY (ONE SET IS TWO ARMS)

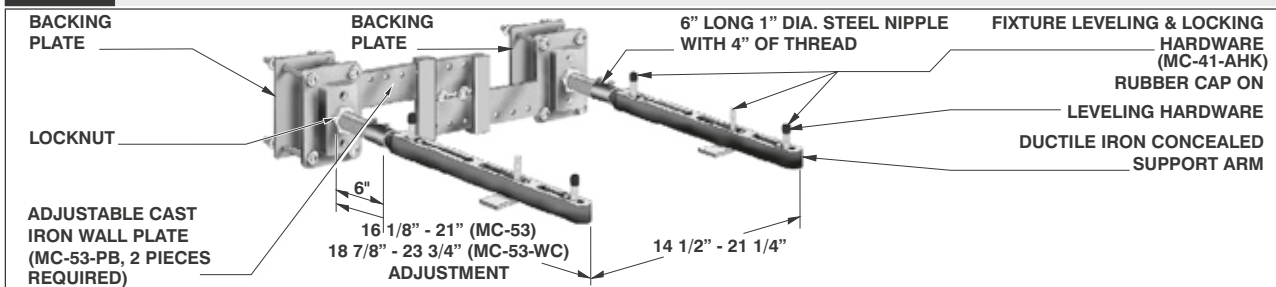
MC-51-LP



MODEL NO.	WT Lbs.	DESCRIPTION	LIST PRICE (PER SET)
MC-51-LP	7.00	Concealed arms (two pieces), less plate	\$ 416.00
MC-51-LP-WC	8.00	ADA Lav concealed arms, (two pieces), less plate	\$ 566.00

MC-53 CONCEALED ARMS WITH ADJUSTABLE PLATE AND BACKING PLATES

MC-53



MODEL NO.	WT Lbs.	DESCRIPTION	LIST PRICE
MC-53	22.00	Concealed arms with surface adjustable plate and back-up plates	\$ 532.00
MC-53-WC	24.00	ADA concealed arms with surface adjustable plate and back-up plates	\$ 652.00

FIXTURE CARRIERS

MC-53 OPTIONAL VARIATIONS:

SUFFIX	DESCRIPTION	LIST PRICE	SUFFIX	DESCRIPTION	LIST PRICE
-A	Add per inch for nipple length over 6"	\$ 47.00	-E2	2" Chrome plated escutcheons (pair) (MC-41-PE2)	\$151.00

MC-54 16" LONG CONCEALED ARMS WITH FIXED STEEL PLATE

MC-54

NON-SLIP LOCKING DEVICE TIGHTENS DOWN ON THE INSIDE OF THE FIXTURE AFTER LEVELING

DUCTILE IRON CONCEALED SUPPORT ARMS. PROVIDE ADEQUATE SUPPORT FOR ANY LAVATORY SPECIFIED, AND ARE COMPLETELY PRE-ASSEMBLED WITH LEVELING SCREWS AND LOCKING DEVICES AT FACTORY

CAPPED LEVELING SCREWS LEVEL THE LAVATORY AT FOUR CORNERS

MODEL NO.	WT Lbs.	DESCRIPTION	LIST PRICE
MC-54	25.00	16" Long concealed arms on 16 3/4" center w/ steel plate	\$ 416.00
MC-54L	26.00	18" Long concealed arms on 16 3/4" center w/ steel plate	\$ 535.00
MC-54-17.25	25.00	16" Long concealed arms on 17 1/4" center w/ steel plate	\$ 416.00
MC-54L-17.25	26.00	18" Long concealed arms on 17 1/4" center w/ steel plate	\$ 535.00

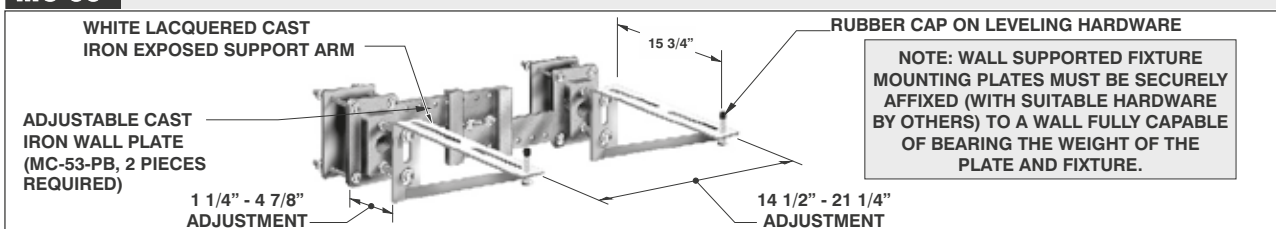
ADJ. RANGE			
MIN	MAX	MODEL NO.	LIST PRICE
12 1/8"	15"	MC-54	\$ 416.00
14 3/4"	18 1/8"	MC-54L	\$ 535.00

MC-54 OPTIONAL VARIATIONS:

SUFFIX	DESCRIPTION	LIST PRICE	SUFFIX	DESCRIPTION	LIST PRICE
-A	18" long arms	\$ 120.00	-E2	2" Chrome plated escutcheons (pair) (MC-41-PE2)	\$151.00

MC-55 EXPOSED ARMS WITH ADJUSTABLE SURFACE PLATE & BACK MOUNTING PLATES

MC-55



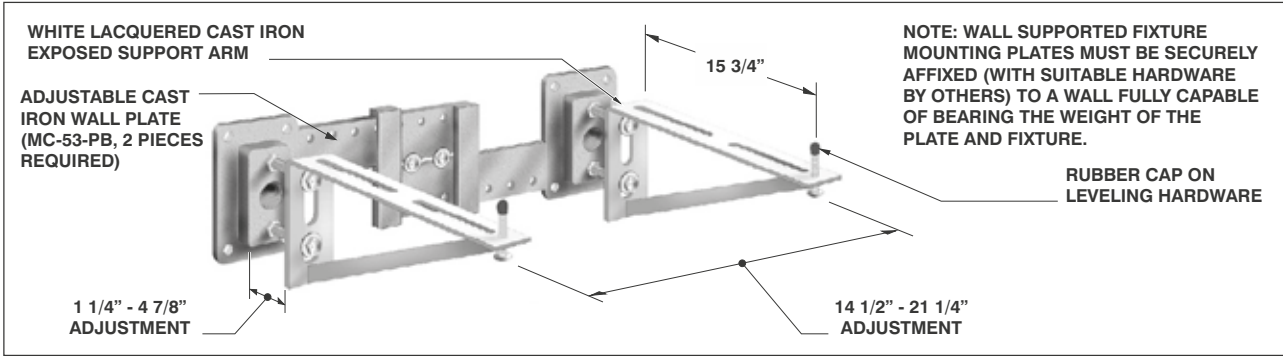
MODEL NO.	WT Lbs.	DESCRIPTION	LIST PRICE
MC-55	25.00	Exposed arms with adjustable surface plate and back up plates	\$ 889.00

MC-55 OPTIONAL VARIATIONS:

SUFFIX	DESCRIPTION	LIST PRICE	SUFFIX	DESCRIPTION	LIST PRICE
-A	Stud length over 8" (specify), Add per inch	\$ 51.00	-14	Vandal proof finish trim (MC-10-PFH-14)	\$ 120.00
-F	Bar support valve plate	\$ 136.00			

MC-56 EXPOSED ARMS WITH ADJUSTABLE SURFACE PLATE

MC-56



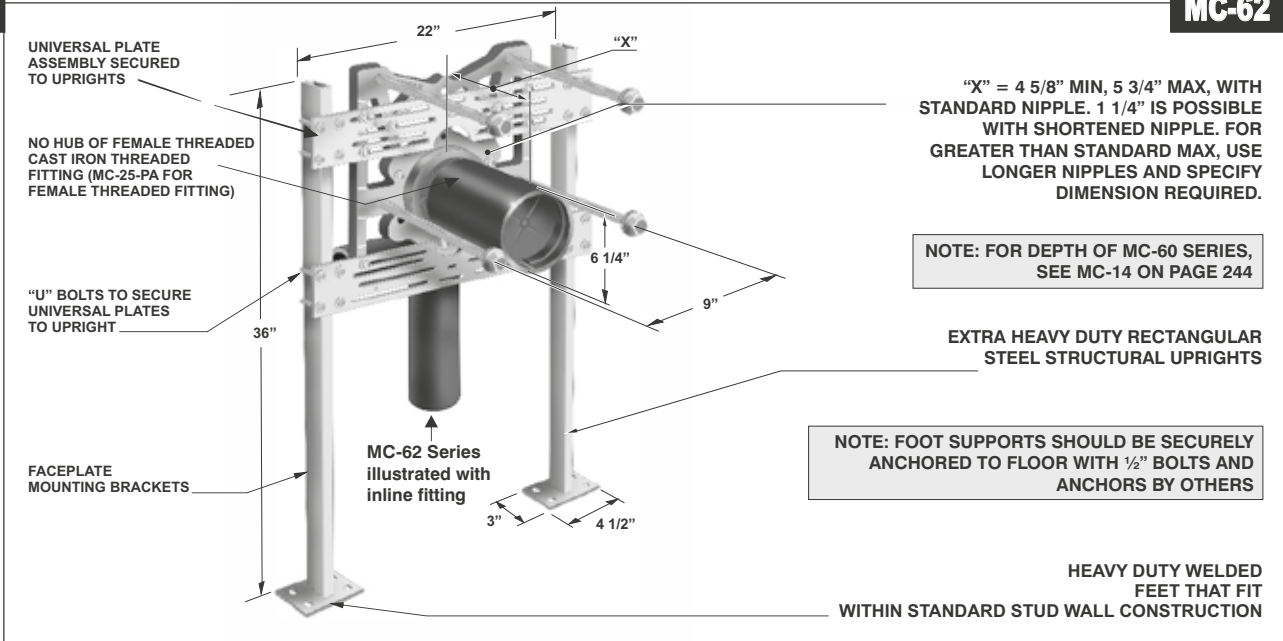
MODEL NO.	WT Lbs.	DESCRIPTION	LIST PRICE (PER SET)
MC-56	24.00	Exposed arms with adjustable surface plate	\$ 889.00
MC-56-LP	15.00	Exposed arms, less plate	\$ 577.00

MC-56 SERIES OPTIONAL VARIATIONS:

SUFFIX	DESCRIPTION	LIST PRICE	SUFFIX	DESCRIPTION	LIST PRICE
-A	Stud length over 8" (specify), Add per inch	\$ 47.00	-14	Vandal proof finish trim (MC-10-PFH-14)	\$ 120.00
-F	Bar support valve plate	\$ 136.00			

MC-61 FLOOR SUPPORTED SYSTEM WITH OUTLET CONNECTIONS FOR WALL URINALS AND SERVICE SINKS

MC-61
MC-62



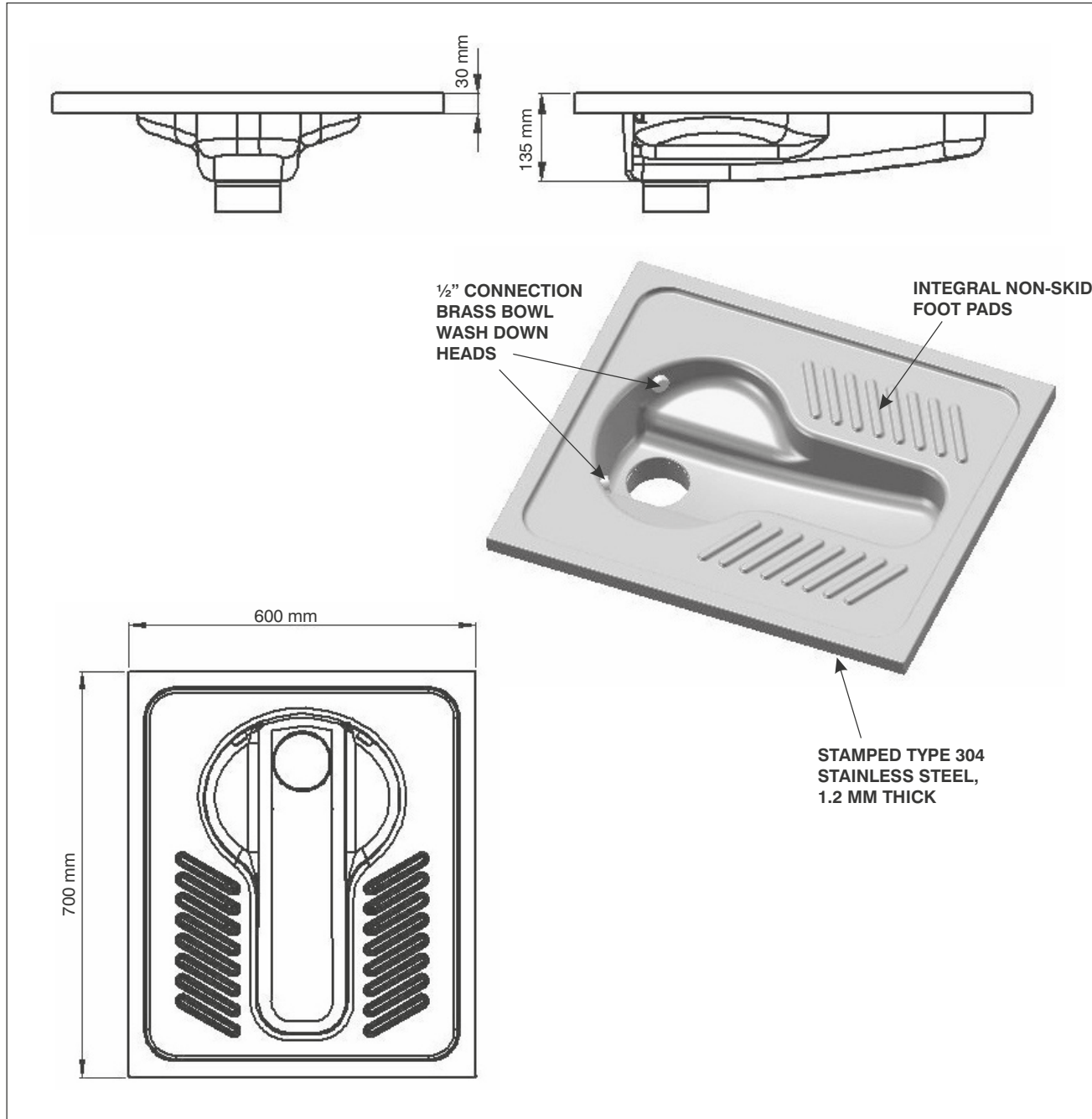
MODEL NO.	WT Lbs.	DESCRIPTION	LIST PRICE
MC-61-N	55.00	Two vertical uprights with 4" No Hub waste connection	\$ 1086.00
MC-61-T	55.00	Two vertical uprights with 4" female threaded connection	\$ 1086.00
MC-62-3-V2	71.00	Two vertical uprights with 3" inline fitting with 2" vent	\$ 1548.00
MC-62-4-V2	79.00	Two vertical uprights with 4" inline fitting with 2" vent (\$27.00 for -HS option)	\$ 1801.00
MC-62-4-V4	79.00	Two vertical uprights with 4" inline fitting with 4" vent	\$ 1801.00

MC-61 and MC-62 OPTIONAL VARIATIONS:

SUFFIX	DESCRIPTION	LIST PRICE	SUFFIX	DESCRIPTION	LIST PRICE
-10	Auxiliary support, recommended with nipple lengths over 12" (MC-10-AFS)	\$ 782.00	-CI-4	4" rolling thread cast iron nipple (MC-10-PN4R-50)	No Add
			-CI-6	6" rolling thread cast iron nipple (MC-10-PN6R-50)	No Add
-12*	12" tapered thread ABS nipple* (MC-10-PN12-31)	No Add	-CI-8	8" rolling thread cast iron nipple (MC-10-PN8R-50)	No Add
-14	Vandal proof finish trim (MC-10-PFH-14)	\$ 122.00	-CI-12*	12" rolling thread cast iron nipple (MC-10-PN12R-50)	\$ 92.00
-19	Nipple wrench (MC-10-PCW)	\$ 98.00	-CI-24	24" rolling thread cast iron nipple (MC-10-PN24R-50)	\$ 273.00
-20	Flush valve support (MC-10-FVS)	\$ 81.00	-OR8	8" rolling thread ABS nipple (MC-10-PN8R-31)	No Add
-32	Foot pedal mounting plate	\$ 141.00	-OR12*	12" rolling thread ABS nipple (MC-10-PN12R-31)	No Add
-AH8	8" ABS nipple with adjustable horn (MC-10-PN8AH-31)	No Add		* H-1167-KA-14 (Threaded rods for 12" nipples 5/8" x 14")	\$ 23.00
-AH12*	12" ABS nipple with adjustable horn* (MC-10-PN12AH-31)	No Add			

MC-70 EASTERN STYLE WATER CLOSET

MC-70

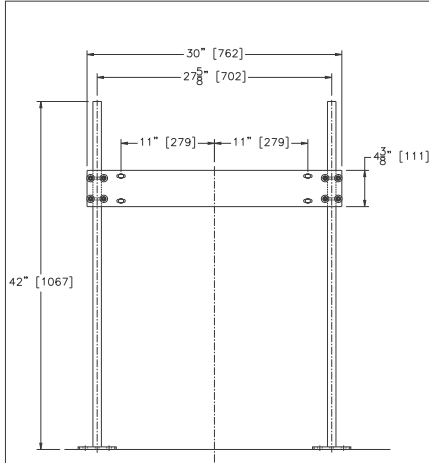


FIXTURE CARRIERS

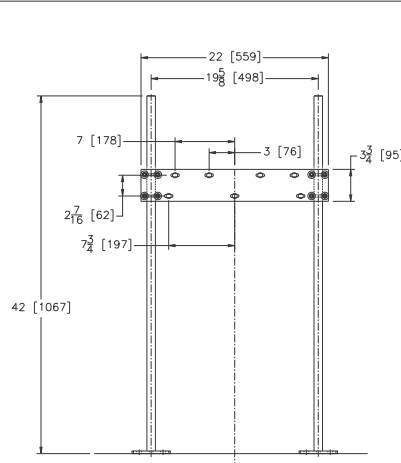
MODEL NO.	LIST PRICE	Type 304 FABRICATED STAINLESS STEEL P-TRAP (-73)	TWO STAINLESS STEEL FLUSHING HEADS (-71)	TWO CHROME PLATED BRASS FLUSHING HEADS (-72)
MC-70	P.O.A.	P.O.A.	P.O.A.	P.O.A.

The MIFAB MC-70 Eastern Style Water Closet is manufactured from Type 304 stamped stainless steel (1.2mm thick). It is manufactured with integral non-skid foot pads and 1/2" bowl wash down connection heads (provides 2 gallons of water flow). The MC-70 is self supporting and does not require external mounting hardware. It should be installed flush with the finished floor providing floor drainage into the bowl. Non potable water (sea water or brackish water) may be used to flush the bowl. Specify -73 for a fabricated Type 304 stainless steel p-trap.

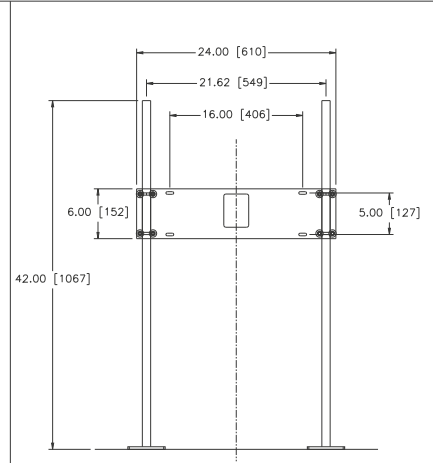
CUSTOM CARRIERS WITH UPRIGHTS
CONTACT MIFAB FOR ADDITIONAL CARRIER LAYOUTS



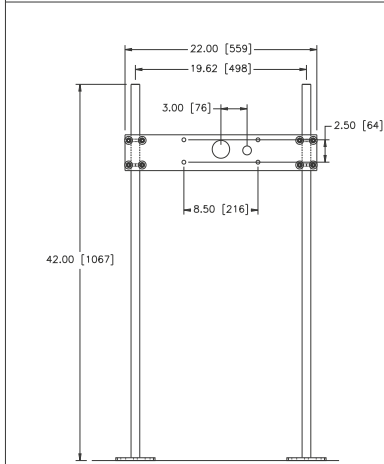
MC-31-BRADLEY-FL-1L
 CARRIER FOR BRADLEY FL-1L



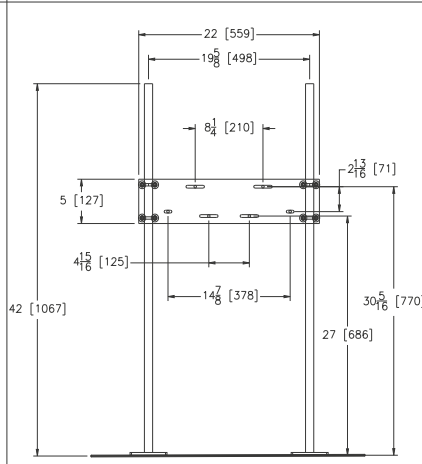
MC-31-BRADLEY-SS-1N
 CARRIER FOR BRADLEY SS-1N



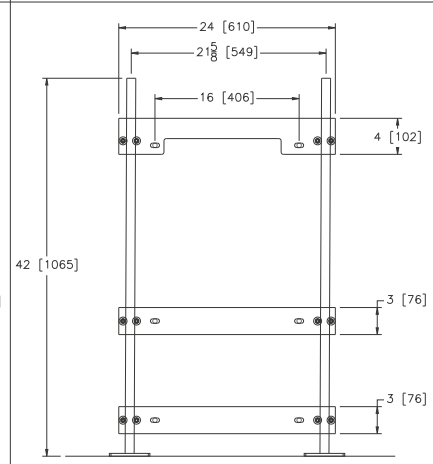
MC-31-ELKAY-EDFPB114C
 CARRIER FOR ELKAY EDFPB114C



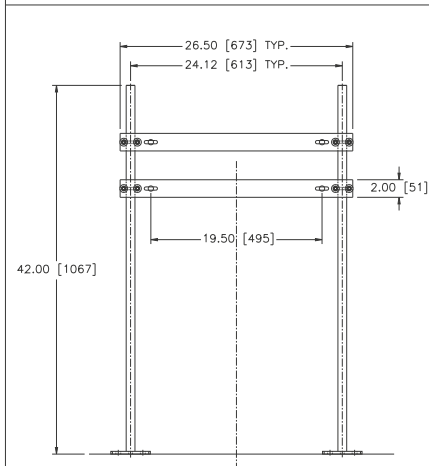
MC-31-HAWS-H1107L
 CARRIER FOR HAWS H1107L



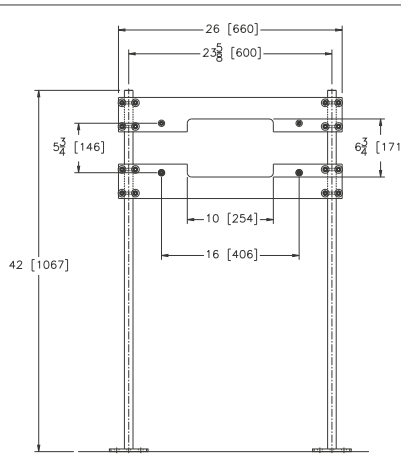
MC-31-KOHLER-K-2035
 CARRIER FOR KOHLER K-2038



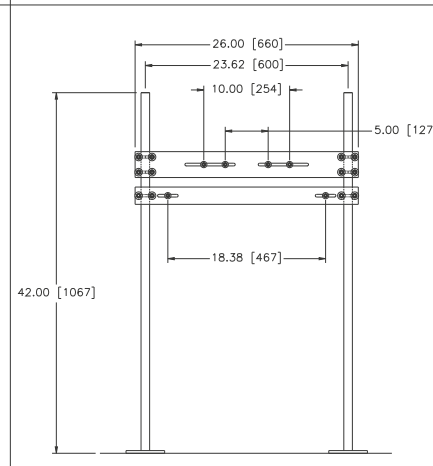
MC-32-ACORN-1440
 CARRIER FOR ACORN 1440



MC-32-ADVANCE-TABCO-7-PS-25
 CARRIER FOR ADVANCE TABCO 7-PS-25



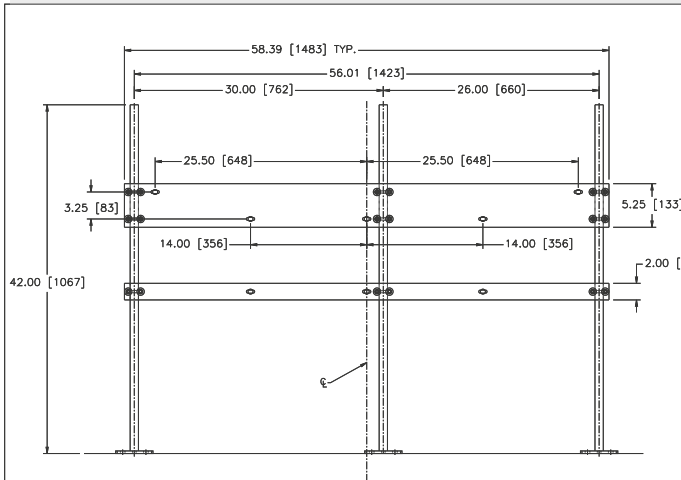
MC-32-ELKAY-EHW214C
 CARRIER FOR ELKAY EHW214C



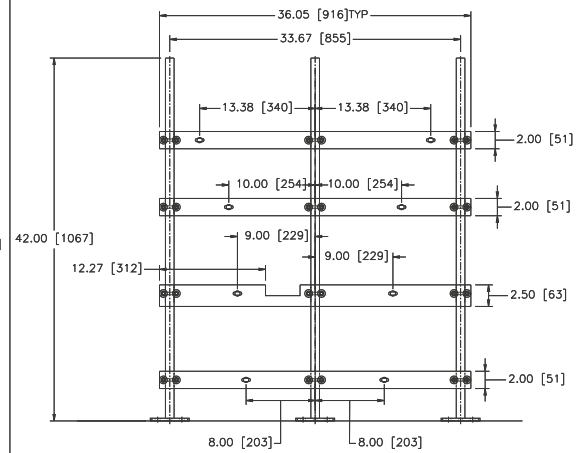
MC-32-KOHLER-K-2810
 CARRIER FOR KOHLER K-2810

FIXTURE CARRIERS

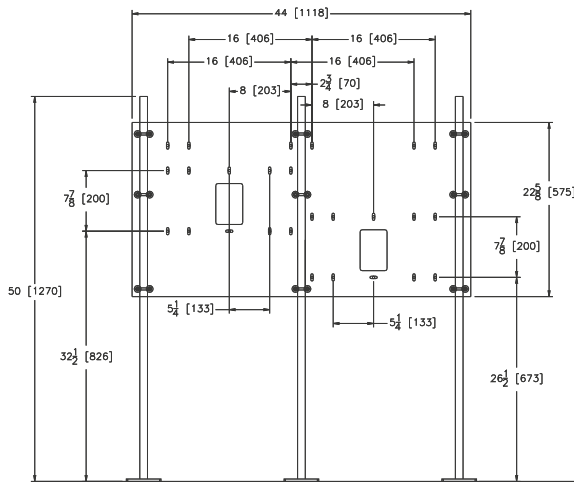
CUSTOM CARRIERS WITH UPRIGHTS CONTACT MIFAB FOR ADDITIONAL CARRIER LAYOUTS



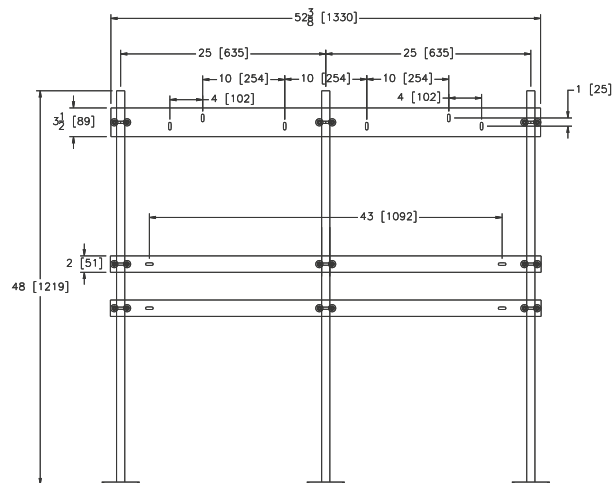
MC-33-BRADLEY-MG-2
CARRIER FOR BRADLEY MG-2



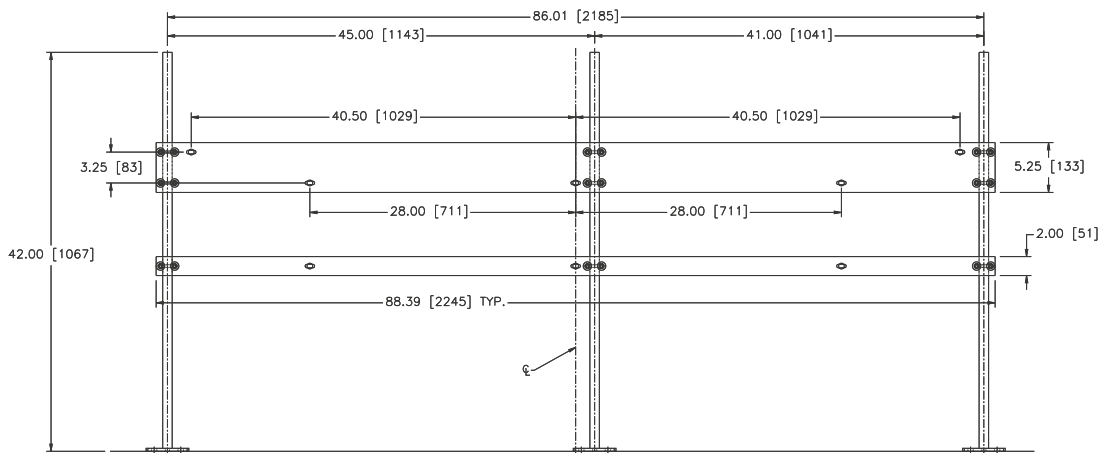
MC-33-BRADLEY-SN2023
CARRIER FOR BRADLEY SN2023



MC-33-ELKAY-EDFPB117C
CARRIER FOR ELKAY EDFPB117C



MC-33-ELKAY-EWMA4820
CARRIER FOR ELKAY EWMA4820



MC-33-BRADLEY-MG-3
CARRIER FOR BRADLEY MG-3

FIXTURE CARRIERS


MIFAB®

HYDRANTS

DUAL SIZE INLET CONNECTION

MIFAB's hydrants are manufactured with a combination 3/4" female and 1" male threaded "inlet" connection for maximum installation flexibility.

VACUUM BREAKER


MIFAB's MHY-10, MHY-20 and MHY-60 hydrants are manufactured with a vandal resistant integral vacuum breaker that is tested and certified to the A.S.S.E. 1019-B Standard.

POLISHED CHROME FACE PLATE

MIFAB's wall hydrants are manufactured with a polished chrome plated face plate for a high quality and endearing appearance.

DRIP LIP

MIFAB's hydrant boxes are manufactured with a "drip lip". When the hydrant is turned off, and the hose is removed, the water that is within the hydrant will drain into the box and down the drip lip, away from the wall and onto the ground. This eliminates unsightly stains on the wall below the hydrant box which is typical with others.



(MHY-20 ILLUSTRATED)

CASING

MIFAB's hydrants are manufactured with a heavy duty brass casing. This offers the contractor a solid and consistent shape to attach a wall clamp to.

NICKEL BRONZE BOX

MIFAB's encased wall hydrants are provided with a heavy duty cast nickel bronze box with hinged locking cover for maximum durability. Optional cast Stainless Steel box will not discolor due to oxidation. Specify suffix -3.

MIFAB Hydrant Selection Guide

MIFAB HYDRANT SELECTION GUIDE

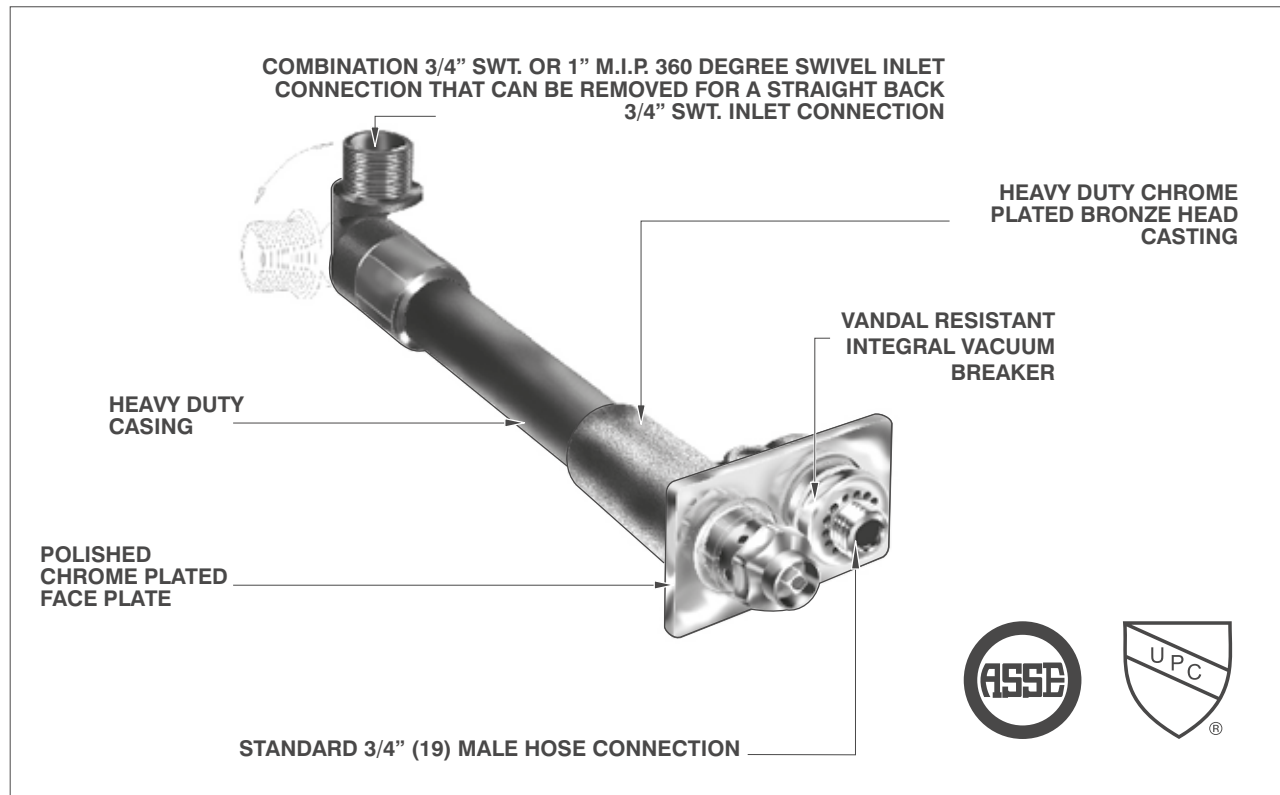
MIFAB hydrants are engineered to control the supply of water in various types of applications. Due to a wide range of uses, careful consideration should be taken when selecting and specifying the hydrants. The information provided below will aid the specifier in selecting the correct hydrant for the application considering such issues as temperature, recessed boxes, vacuum breaker / backflow preventer and optional variations.

WALL HYDRANTS

The most common installation area for hydrants is in the wall. They may be installed either inside or outside of commercial buildings and serve numerous purposes including watering plants and shrubs and washing floors or parking areas. Non-freeze wall hydrants are available in various lengths to accommodate different wall thicknesses to ensure that the inlet connection is inside the heated building to prevent freezing. Sometimes, non-freeze wall hydrants must be concealed entirely within the wall. In these instances, an overall dimension can be specified. This dimension measures from the back of the face of the hydrant to the end of the inlet connection. Extra precautions must be taken to properly insulate the valve body to protect against freezing. In addition to the standard wall hydrant, MIFAB offers a combination hot and cold water hydrant that allows connection to both hot and cold supplies. It is used to supply tempered water. See MIFAB MHY-45.

NARROW WALL HYDRANTS

Narrow wall hydrants are installed in areas where the entire product must fit within a 4" thick wall. A unique feature on the inlet supply of the MIFAB hydrant permits the installer to rotate the connection to any position to connect to the water supply line. The narrow wall hydrant may also be encased to gain all of the advantages of installing the hydrant in a recessed box. MIFAB's MHY-55 encased narrow wall hydrant has an overall length of 3 5/8" to ensure that it will still fit within a 4" thick wall.



HYDRANTS

MIFAB Hydrant Selection Guide Cont'd.

RECESSED BOXES

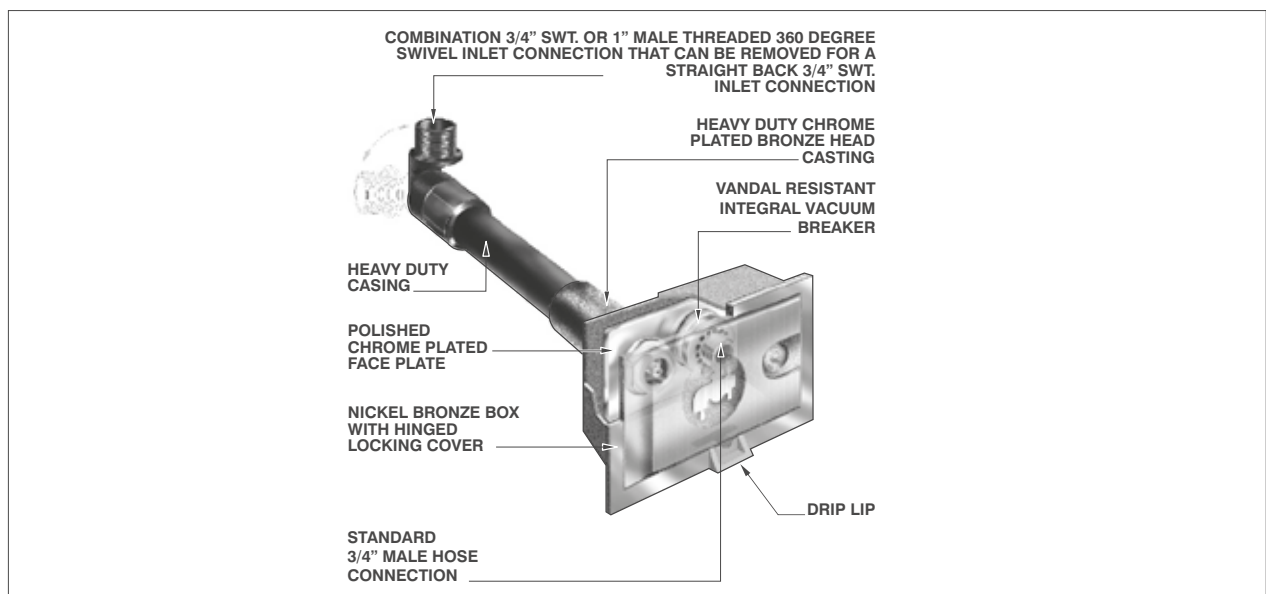
MIFAB's recessed hydrant boxes are made with a flange that covers the rough opening and is installed flush against the exterior wall surface. The hinged locking cover conceals the hose nozzle and all of the operating parts. The advantages of the flush recessed box:

- A recessed box provides roughing in the box flush with the exterior wall for a pleasing appearance.
- The hose connection and operating mechanism are concealed within the box instead of protruding from the wall surface.
- The box has a locking hinged cover that will prevent unauthorized access and vandalism of the operating mechanism and hose nozzle. The same key that operates the hydrant also unlocks the box. This key is a special 3-3/4" long to ensure that the operator's fingers are outside of the hydrant box while operating the hydrant. Typically, short keys are provided by others that result in the operator's fingers being scraped or cut by the inside of the hydrant box.

MIFAB hydrant boxes are standard in a satin finished nickel bronze material. Polished chrome plated and cast stainless steel, are also available. The open face hydrant should be specified when the operating mechanism and hose nozzle is preferred to be exposed and may extend beyond the finished wall. This hydrant should be installed in a concealed location or where security is provided. MIFAB's MHY-10 and MHY-30 hydrants can be easily attached to the hydrant box. The hydrant is inserted through the front of the box until the back of the faceplate rests flush against the inside of the box. Two set screws on the top and bottom of the back of the box are used to tighten the hydrant securely into the box.

MIFAB has engineered several unique features into its' wall hydrant boxes.

- A "drip lip" on the exterior of the hydrant box accumulates water that results from the closing of the hydrant. This residual water drips from the lip onto the ground clear of the wall. Standard competitive designs cause unsightly oxide stains on the wall.
- The bottom of MIFAB's hydrant boxes are solid. There are no slots or grooves for water to drain back into the wall and cause damage.
- The boxes are also available with four 1" x 1" slots (suffix -S) (one at each side and two on the top of the box) and three mounting brackets (suffix -BR) for easy installation by the contractor into the frame or ladder system. Too often, contractors have difficulty installing hydrant boxes into walls because nothing is provided to secure the box to the wall. Many contractors go to considerable expense to fabricate their own hydrant box mounting devices. MIFAB's hydrant boxes eliminate these extra costs and ensure that the installation and operation of the hydrant box is simple.



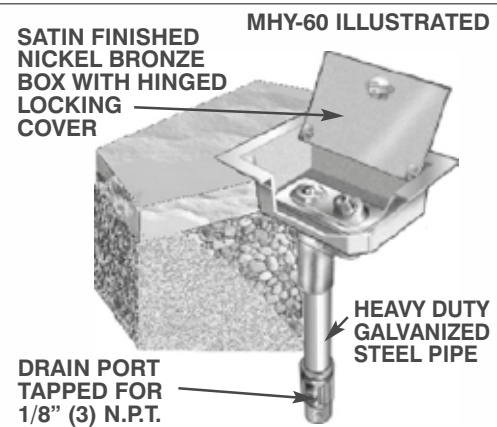
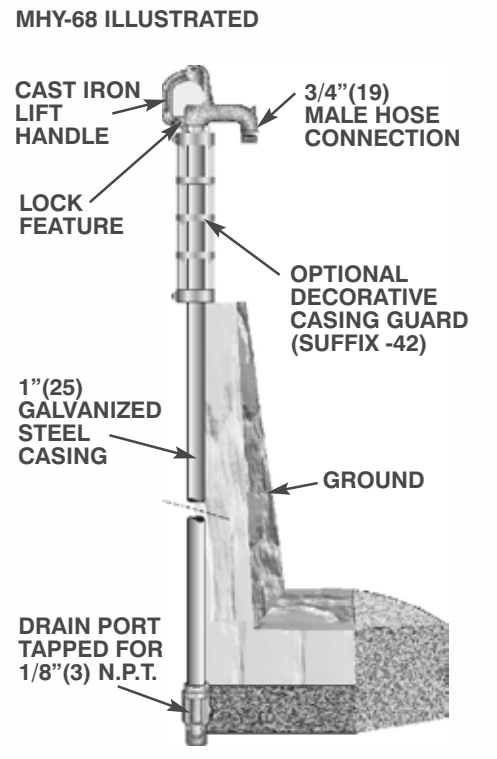
MIFAB Hydrant Selection Guide Cont'd.

GROUND, POST and YARD HYDRANTS

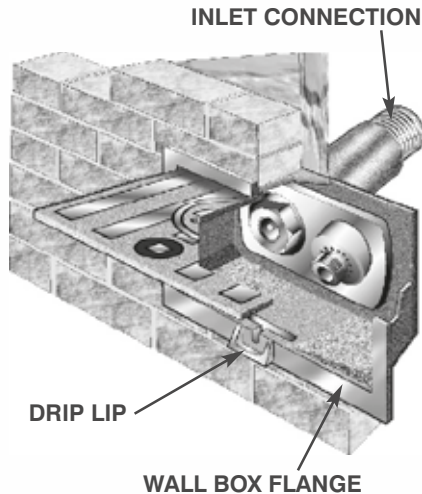
Ground hydrants are available for buried applications. The hydrant control and hose connection are housed in a box which is installed flush with the ground or floor. These hydrants are standard with a 1/8" tapped hole in the valve body to drain water from the casing after operation. The valve body should be set in a bed of gravel so that water drained from the casing can leach into the ground. Some locations that require non-freeze ground hydrants cannot permit water draining from the 1/8" tapped hole. Parking garages, plazas, and roof decks used for recreational purposes are obvious examples. In these types of applications, the valve body will protrude into a finished area that is not subject to freezing. A drain line can be connected to the 1/8" tapped hole to carry away water. The depth of bury should be specified to match the hydrant to the water supply piping which must be below the frost line. Post hydrants are similar in application except that the ground hydrant outlet is recessed below ground and the post hydrant series as an above ground outlet. Yard hydrants are typically used in parks, recreational areas and other places that require both clean, uncontaminated water and the assurance that the water system will not be polluted through the hydrant installation. The yard hydrant drains residual standpipe water while protecting against cross connection with groundwater.

WALL FAUCETS

Wall faucets are required in restrooms, mechanical rooms, and storage areas to prevent the evaporation of water from floor drain traps. Floor drains in these areas often do not receive enough water from the cleaning of the floors to maintain the water seal in their traps. A reliable supply of water is supplied by the MIFAB wall faucet, when operated by maintenance personnel. Typically, they are installed underneath lavatories or counters in restrooms. Wall faucets are also commonly used in moderate climate residential applications and are available with or without an enclosed box. Three different finishes are available: cast brass, rough chrome plated and polished chrome plated. Four different handle options are available: clear plastic wheel handle, brown plastic wheel handle, cast iron wheel handle and loose operating key. Also, 1/2" and 3/4" F.F. inlet supply connections are available.



MIFAB Hydrant Selection Guide Cont'd.

MHY-35 ILLUSTRATED


TEMPERATURE CONSIDERATIONS

One of the most critical factors in determining the correct hydrant to specify is how ambient temperature will affect its' operation. Moderate climate hydrants are not self draining and should only be specified in heated areas or "mild climates" where freezing temperatures are not a possibility. Non freeze wall hydrants may be installed outside or on outside walls where freezing temperatures may occur. To prevent these hydrants from freezing, the actual valve mechanism susceptible to freezing is positioned away from outside temperatures. Also, standing water is drained from the hydrant after each use via a built-in drainage system. Misapplication of a hydrant regarding surrounding temperature could result in water damage or costly repairs to the hydrant or water piping.

VACUUM BREAKER / BACKFLOW PREVENTER

A vacuum breaker or backflow preventer is an important consideration in preventing fluids from siphoning back from the hose connection into the hydrant or water supply. All MIFAB hydrants are available with vacuum breakers that are A.S.S.E. certified.

When the hydrant valve is open, the supply of water flows through the hydrant and the vacuum breaker automatically opens to allow the water to flow through the hose connection. Water from upstream can siphon back into the hydrant if the hydrant valve is left open and there is no vacuum breaker. A vacuum breaker will automatically close to allow water to drain through it's air vents and not back through the hydrant. When the hydrant valve is closed, the water left in the hydrant is allowed to drain out of the water relief ports surrounding the operating mechanism while the vacuum breaker automatically closes to prevent backflow from the hose. The preceding paragraph is very important because it describes the draining of the water left in the hydrant body after the hydrant valve is closed. The draining function is critical because water could freeze if it is left inside of the hydrant body. The hydrant must be installed in the correct position to correctly drain and eliminate the possibility of freezing. All wall hydrants must be installed in a horizontal position. If the hydrant were to be installed with the face plate in the vertical position with the vacuum breaker on the bottom, the vacuum breaker will not permit water to drain from the hydrant and eventually cause the excess water in the hydrant to freeze.

**HYDRANT FACEPLATE
IN CORRECT HORIZONTAL
POSITION**

**HYDRANT FACEPLATE
IN INCORRECT
VERTICAL POSITION**


MIFAB Hydrant Selection Guide Cont'd.

SUGGESTED APPLICATIONS FOR MIFAB HYDRANTS

<u>Wall hydrants</u>	<u>Non-freeze</u>	<u>Moderate climate</u>
Apartments	MHY-10	MHY-30, MHY-35
Cleaning Areas Slop sinks	MHY-10	
Commercial / Multi Family, Narrow wall construction		MHY-30
Hospitals, Institutions, Schools	MHY-20	MHY-35
Office Buildings	MHY-20	MHY-35
Retail Stores	MHY-20 MHY-10	MHY-35
<u>Ground hydrants</u>	<u>Non-freeze</u>	<u>Moderate climate</u>
Agricultural, Farms	MHY-65, MHY-68	
Gardens	MHY-60, MHY-60-HSB, MHY-65, MHY-68	MHY-35
Industrial	MHY-60-HSB	
Malls, Supermarkets	MHY-60	MHY-35
Recreational Areas, Parks	MHY-60, MHY-60-HSB, MHY-68	
Stables, Livestock Areas	MHY-65, MHY-68	

Note: Any of the non-freeze hydrants may be used in moderate climates

FLOW RATES, OPERATING PRESSURES AND TEMPERATURE RANGE

MIFAB's 3/4" hose connection wall and ground hydrants provide a flow of approximately 10 GPM under average water line pressures. The flow rates are in excess of 100 GPM for the 1-1/4", 1-1/2", and 2" hose connection hydrants.

The maximum static operating pressure is 125 psi and the minimum running pressure is 8 psi for MIFAB's wall and ground hydrants.

The maximum temperature range is 130 degrees Fahrenheit and the minimum temperature range is 33 degrees Fahrenheit for MIFAB's wall and ground hydrants.

MHY-CIA-18-A (FOR ALL HY-1000, HY-2000, MHY-10 and MHY-15, MHY-16, MHY-20, MHY-25 AND MHY-26) COMPLETE INTERNAL ASSEMBLY REPLACEMENT INSTRUCTIONS - HYDRANT REPAIR KIT

This kit includes: 2-plunger assemblies; 2-worm stem assemblies; 2-lock nuts; 1-head nut seal; 1-tube thread locker; 1-tube lubricant

REMOVAL

Shut off water supply to hydrant and relieve water pressure. Remove hydrant stem assembly. (Do not disassemble. The old stem must remain assembled for reference dimensions.) Remove the old head nut seal.


Note: The plunger tips provided in this kit will replace all old versions of plunger tips. See inset.



MEASUREMENT


Fully thread the appropriate worm stem assembly on to the 4-1/4" uninterrupted threaded end of the fully threaded rod. Lay the old stem assembly next to the new stem, aligning the o rings on the worm stem assemblies. Mark the groove in the threaded rod that is closest to the end of the old plunger tip, but not past the plunger end. Using the appropriate holding fixture and a 32TPI hack saw, cut the threaded rod to the appropriate length.

Note: The undercut grooves in the threaded rod will guide the hack saw blade without the need for thread end "clean up" after cutting. See inset.



ASSEMBLY AND ADJUSTMENT

Remove the worm stem assembly from the cut rod and thread the two lock nuts onto the rod approximately 1" inward from each end. Apply thread locker to the two ends of the threaded rod (approx. 3/8" coverage) and a small amount to the internal threads of the plunger and worm assemblies.



Thread the worm stem assembly until seated fully and then thread the plunger assembly to match the length of the old hydrant stem assembly. (Remove excess thread locker.)

Note: Align the o rings of the two stems side by side and adjust the plunger tips to match.

Once the proper length has been attained, advance the lock nuts toward the two end assemblies and tighten with a 9/16" wrench. Generously apply lubricant to the plunger tip seals, o ring, and worm stem screw threads.

INSTALLATION

Install the new head nut seal into the body of the hydrant. Thread the worm screw fully into the head nut using a hydrant key. Thread the head nut and stem assembly into the hydrant body and tighten. Shut off the hydrant and open the water supply. Test the hydrant for proper function.



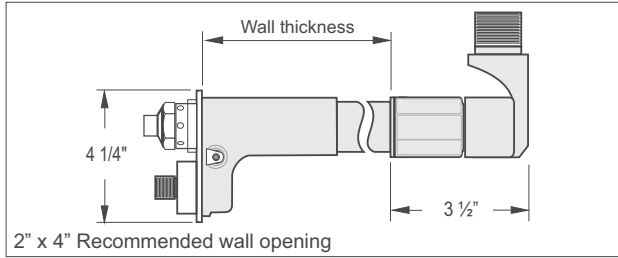
Part # MHY-CIA-18-A

REPLACEMENT INSTRUCTIONS
FOR MHY-CIA-18-A

COMPLETE INTERNAL ASSEMBLY
REPLACEMENT INSTRUCTIONS

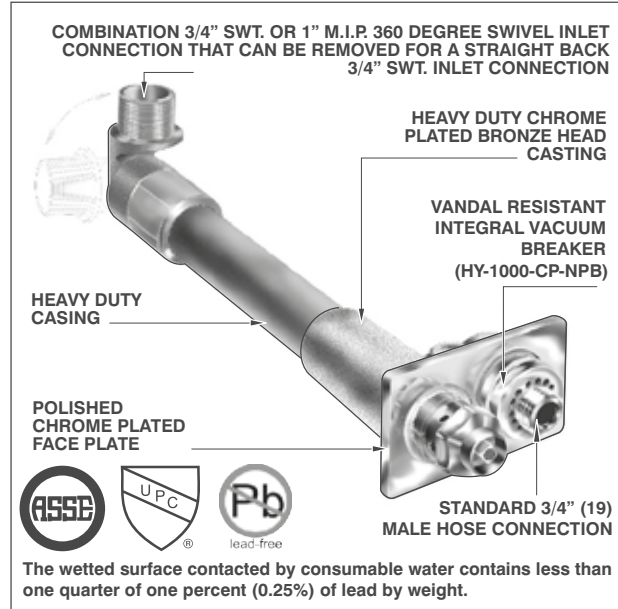
MHY-10 TO MHY-16 NON-FREEZE EXPOSED WALL HYDRANT WITH SELF DRAINING VACUUM BREAKER

MHY-10 TO MHY-16



MHY-15 & 16 NON-FREEZE EXPOSED WALL HYDRANT, ANTI SIPHON, AUTOMATIC DRAINING			
MODEL NUMBER	WALL THICKNESS (in)	WEIGHT Lbs.	LIST PRICE
MHY-15-4,6,8	4-6-8	5	\$ 991.00
MHY-15-10,12,14	10-12-14	6	\$ 1073.00
MHY-15-16,18	16-18	7	\$ 1198.00
MHY-15-20, 22, 24	20-22-24	8	\$ 1298.00
MHY-15-26, 30	26-30	9	\$ 1604.00
MHY-16-4,6,8	4,6,8	5	\$ 798.00
MHY-16-10,12,14	10-12-14	6	\$ 848.00
MHY-16-16, 18	16-18	7	\$ 928.00
MHY-16-20, 22, 24	20-22-24	8	\$ 1005.00
MHY-16-26, 30	26-30	9	\$ 1189.00

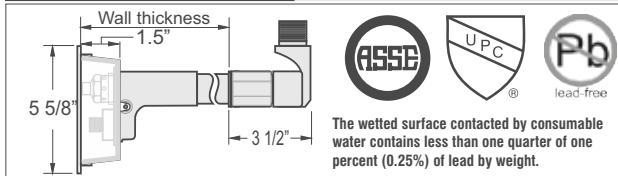
MHY-10,15,16 OPTIONAL VARIATIONS:		
SUFFIX	DESCRIPTION	LIST PRICE
-0	1" Hose Connection (HY-HC1)	\$ 190.00
MHY-CIA-18-A	Hydrant Repair Kit	\$ 301.00
-WC	Wall clamp (HY-HO1)	No Add
-DVB	Chrome Plated Double Check Vacuum Breaker (MHY-9006-CP)	\$ 242.00



MHY-10			
MODEL NUMBER	WALL THICKNESS (in)	WEIGHT Lbs.	LIST PRICE
MHY-10-4,6,8	4-6-8	6	\$ 1255.00
MHY-10-10,12,14	10-12-14	8	\$ 1341.00
MHY-10-16,18	16-18	10	\$ 1463.00
MHY-10-20,22,24	20-22-24	12	\$ 1561.00

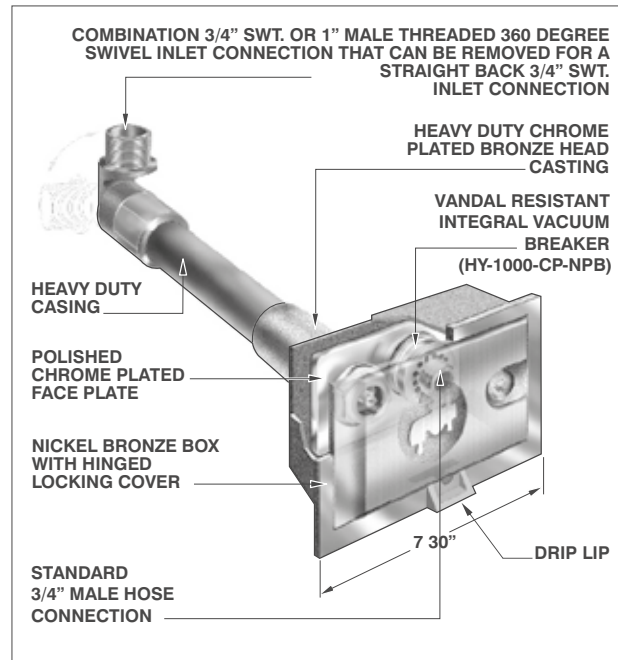
MHY-20 TO MHY-26 NON-FREEZE ENCASED WALL HYDRANT WITH SELF DRAINING VACUUM BREAKER

MHY-20 TO MHY-26



MHY-25 AND 26 NON-FREEZE ENCASED WALL HYDRANT, ANTI SIPHON, AUTOMATIC DRAINING			
MODEL NUMBER	WALL THICKNESS (in)	WEIGHT Lbs.	LIST PRICE
MHY-25-6,8	6-8	8	\$ 1712.00
MHY-25-10,12,14	10, 12, 14	9	\$ 1794.00
MHY-25-16,18	16-18	10	\$ 1924.00
MHY-25-20, 22, 24	20, 22, 24	11	\$ 2010.00
MHY-26-6,8	6, 8	8	\$ 1424.00
MHY-26-10,12,14	10, 12, 14	9	\$ 1473.00
MHY-26-16, 18	16, 18	10	\$ 1554.00
MHY-26-20, 22, 24	20, 22, 24	11	\$ 1631.00

MHY-20, 25, 26 OPTIONAL VARIATIONS:		
SUFFIX	DESCRIPTION	LIST PRICE
-0	1" Hose Connection (HY-HC1)	\$ 190.00
-1	Cast Nickel Bronze Box (HY-1500-1)	Standard
-3	Cast Type 304 Stainless steel box (HY-1500-3)	No Add
-49	Cast Chrome Plated box (HY-1500-49)	\$ 283.00
-K	Cylinder key lock (RETRO-C)	\$ 170.00
-S	1" x 1/4" Slots (4 on top & bottom), (2 on sides) Includes 3 mounting brackets (HY-PC)	No Add
MHY-CIA-18-A	Hydrant Repair Kit	\$ 301.00
-RB	Fabricated stainless steel hydrant box with round back for tilt up construction (MHY-3-RB-5 7/8" round back with 2" x 3.81" rectangular opening to receive hydrant)	No Add
-WC	Wall clamp (HY-HO1)	No Add
-DVB	Chrome Plated Double Check Vacuum Breaker (MHY-9006-CP)	\$ 242.00



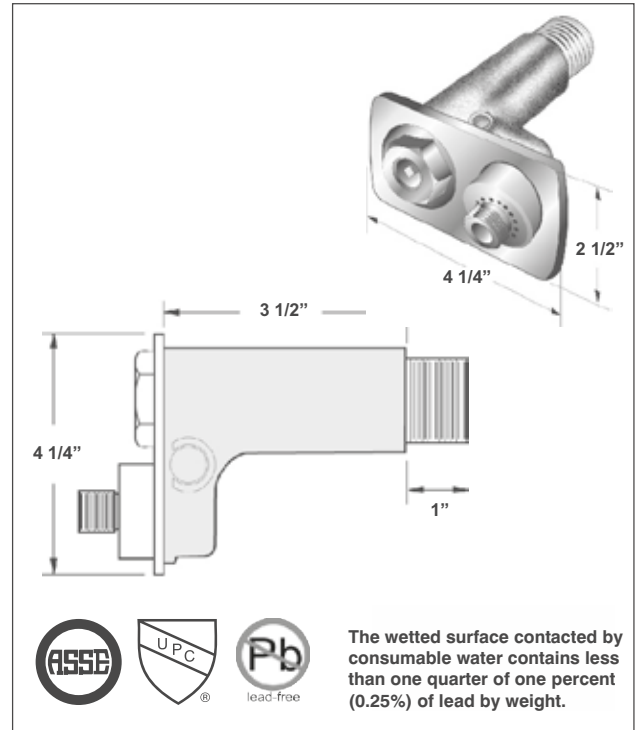

MHY-20			
MODEL NUMBER	WALL THICKNESS (in)	WEIGHT Lbs.	LIST PRICE
MHY-20-6,8	6-8	8	\$ 2516.00
MHY-20-10,12,14	10-12-14	9	\$ 2590.00
MHY-20-16,18	16-18	10	\$ 2715.00
MHY-20-20,22, 24	20-22-24	12	\$ 2811.00

HYDRANTS

MHY-30

MODERATE CLIMATE EXPOSED WALL HYDRANT

MHY-30



MODEL NO.	WT Lbs.	DESCRIPTION	LIST PRICE
MHY-30	3.00	4 1/2" Overall Length	\$ 618.00

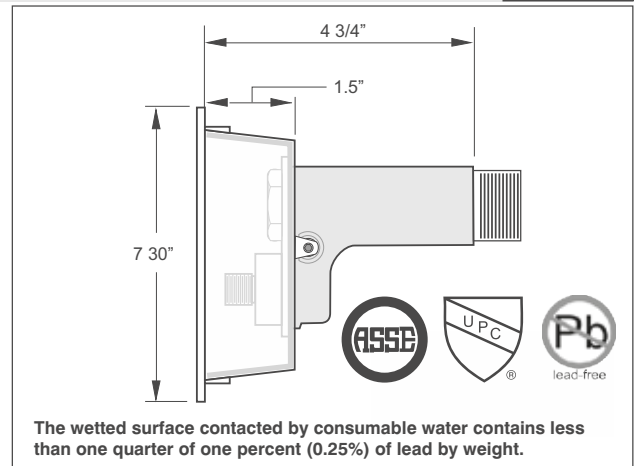
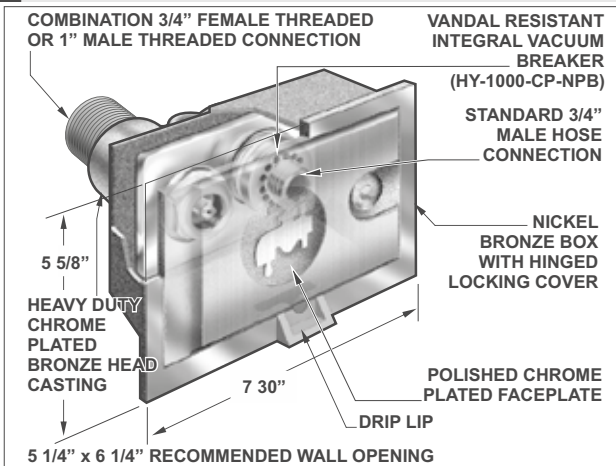
MHY-30 OPTIONAL VARIATIONS:			
SUFFIX	DESCRIPTION	LIST PRICE	
MHY-CIA-30/50	Hydrant Repair Kit	\$ 301.00	
-0	1" Hose Connection (HY-HC1)	\$ 190.00	

MHY-35

MODERATE CLIMATE ENCASED WALL HYDRANT

MHY-35

HYDRANTS



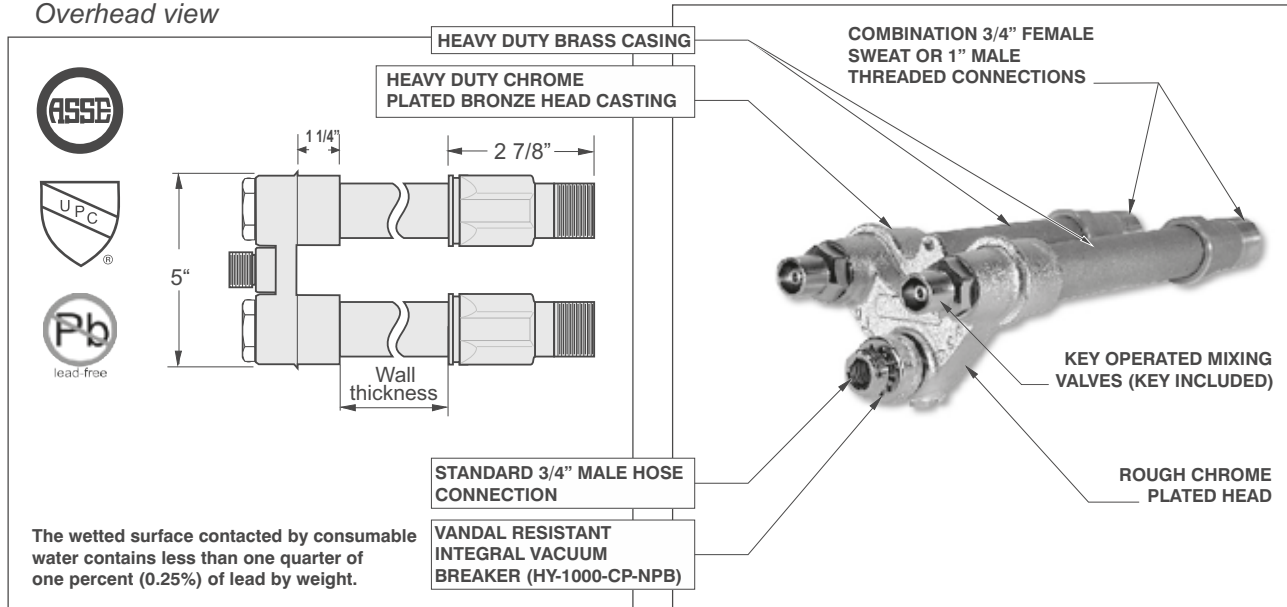
MODEL NO.	WT Lbs.	DESCRIPTION	LIST PRICE
MHY-35	6.50	4 3/4" Overall Depth	\$ 1289.00

MHY-35 OPTIONAL VARIATIONS:					
SUFFIX	DESCRIPTION	LIST PRICE	SUFFIX	DESCRIPTION	LIST PRICE
-0	1" Hose Connection (HY-HC1)	\$ 190.00	-S	1" x 1/4" Slots (4 on top & bottom),	No Add
-1	Cast Nickel Bronze Box (HY-1500-1)	Standard		2 on sides) Includes 3 mounting brackets (HY-PC)	
-3	Cast Type 304 Stainless steel box (HY-1500-3)	No Add	-K	Cylinder key lock (RETRO-C)	\$ 170.00
-49	Cast Chrome Plated box (HY-1500-49)	\$ 283.00	MHY-CIA-30/50	Hydrant Repair Kit	\$ 301.00
			-RB	Fabricated stainless steel hydrant box with round back for tilt up construction (MHY-3-RB-5 7/8" round back with 2" x 3.81" rectangular opening to receive hydrant)	No Add

MHY-40 NON-FREEZE DUAL TEMPERATURE (HOT & COLD) WALL HYDRANT

MHY-40


Overhead view



MHY-40 SERIES:

MODEL NO.	WALL THICKNESS (IN)	WT Lbs.	LIST PRICE
MHY-40-4,6,8	4-6-8	8.00	\$ 2762.00
MHY-40-10,12,14	10-12-14	10.00	\$ 2858.00
MHY-40-16,18	16-18	12.00	\$ 3167.00
MHY-40-20,24	20-24	16.00	\$ 3359.00

Note: 2 Kits required per hydrant.



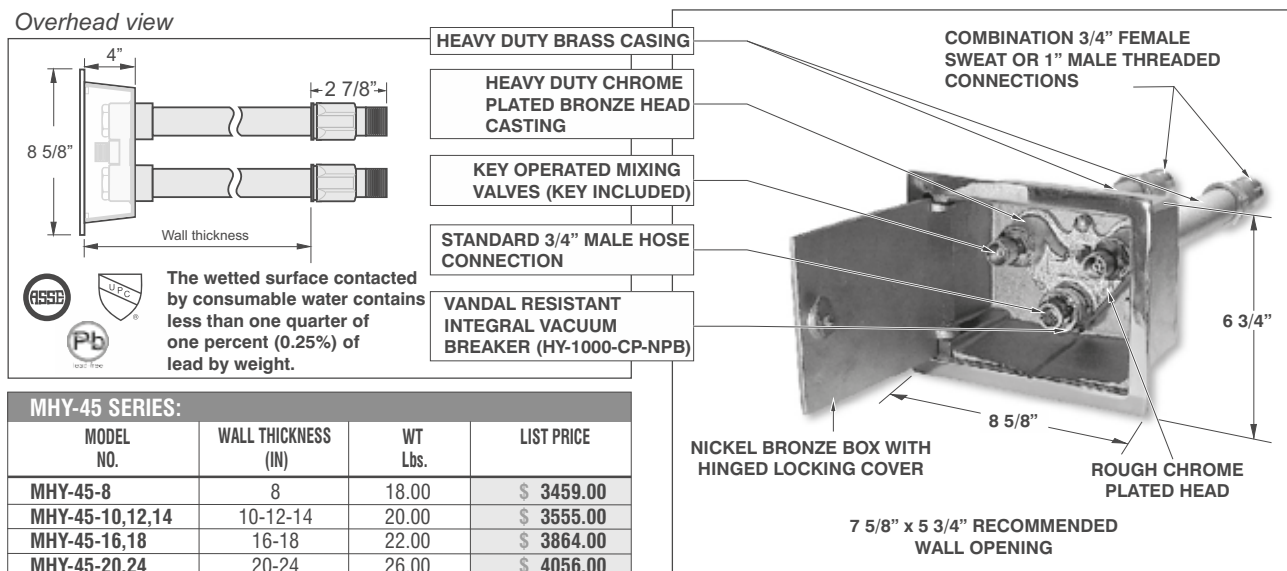
MHY-40 OPTIONAL VARIATIONS:

SUFFIX	DESCRIPTION	LIST PRICE	SUFFIX	DESCRIPTION	LIST PRICE
-0	1" Hose Connection (HY-HC1)	\$ 190.00	MHY-CIA-4000	Hydrant Repair Kit (2 required)	\$ 515.00
-6	3/4" IPS 90 degree elbow and union nut	\$ 85.00	-WC	Wall clamp (HY-HO1)	No Add

MHY-45 NON-FREEZE ENCASED DUAL TEMP WALL HYDRANT

MHY-45

Overhead view



HYDRANTS

MHY-45 SERIES:

MODEL NO.	WALL THICKNESS (IN)	WT Lbs.	LIST PRICE
MHY-45-8	8	18.00	\$ 3459.00
MHY-45-10,12,14	10-12-14	20.00	\$ 3555.00
MHY-45-16,18	16-18	22.00	\$ 3864.00
MHY-45-20,24	20-24	26.00	\$ 4056.00

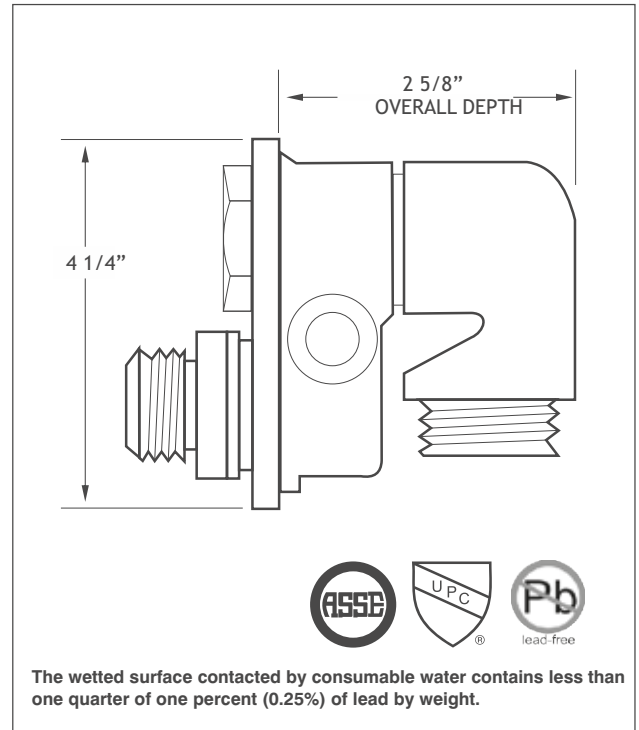

MHY-45 OPTIONAL VARIATIONS:

SUFFIX	DESCRIPTION	LIST PRICE	SUFFIX	DESCRIPTION	LIST PRICE
-0	1" Hose Connection (HY-HC1)	\$ 190.00	-K	Cylinder key lock (RETRO-C)	\$ 170.00
-5	3/4" Female solder adapter	No Add	MHY-CIA-4000	Hydrant Repair Kit (2 required)	\$ 515.00
-6	3/4" IPS 90 degree elbow and union nut	\$ 85.00	-WC	Wall clamp (HY-HO1)	No Add
-49	Cast Chrome Plated box (HY-4100-49)	\$ 317.00			

MHY-50

MODERATE CLIMATE NARROW WALL HYDRANT

MHY-50



	WT Lbs.	DESCRIPTION	LIST PRICE
MHY-50	3.25	2 5/8" Overall Depth	\$ 618.00

MHY-50 OPTIONAL VARIATIONS:

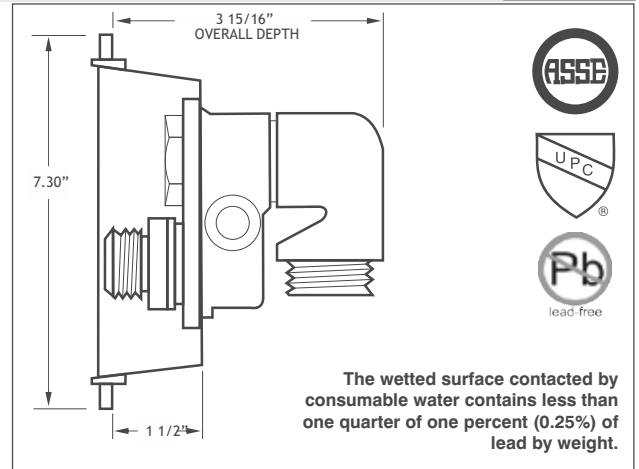
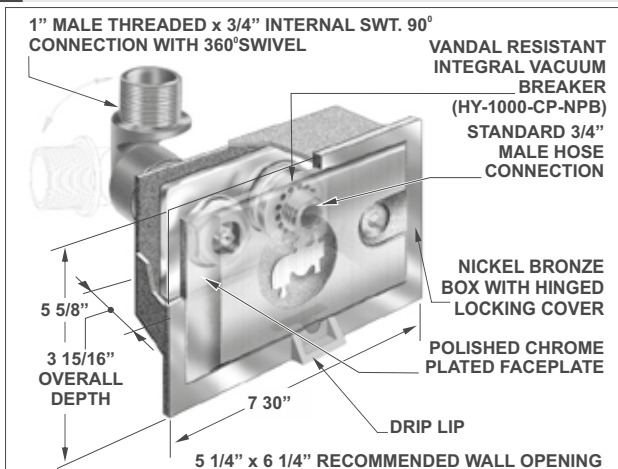
SUFFIX	DESCRIPTION	LIST PRICE
MHY-CIA-30/50	Hydrant Repair Kit	\$ 301.00
-0	1" Hose Connection (HY-HC1)	\$ 190.00

MHY-55

MODERATE CLIMATE ENCASED NARROW WALL HYDRANT

MHY-55

HYDRANTS



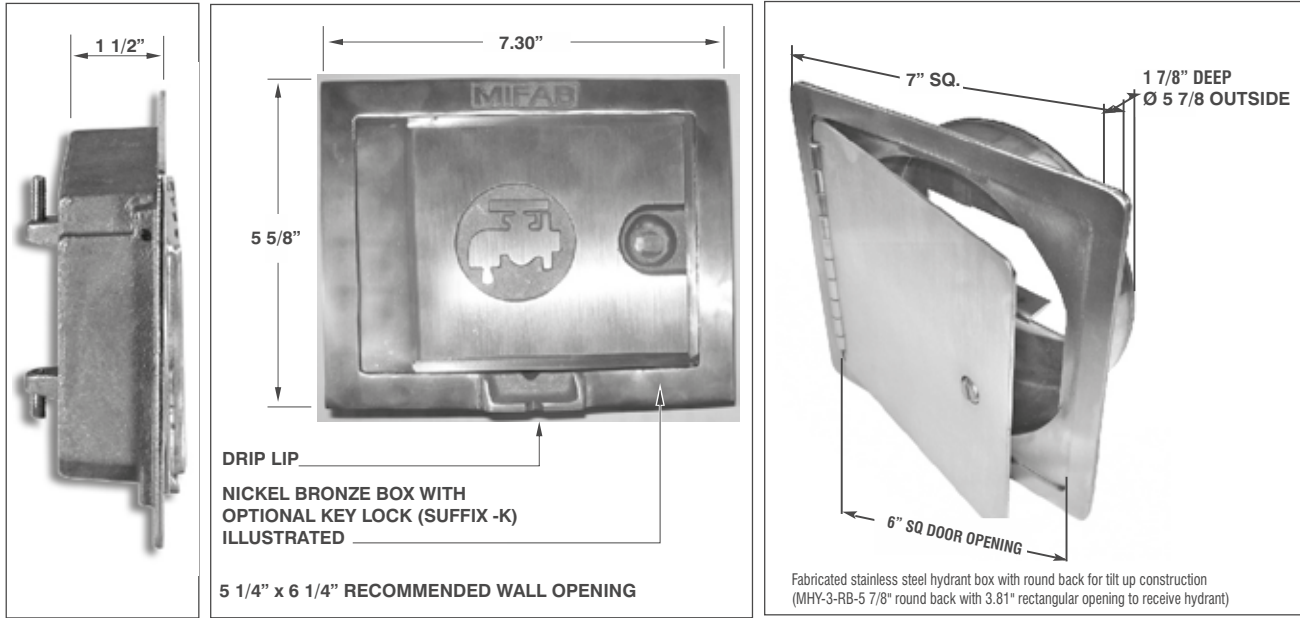
MODEL NO.	WT Lbs.	DESCRIPTION	LIST PRICE
MHY-55	7.00	3 15/16" Overall Depth	\$ 1148.00

MHY-55 OPTIONAL VARIATIONS:

SUFFIX	DESCRIPTION	LIST PRICE	SUFFIX	DESCRIPTION	LIST PRICE
-0	1" Hose Connection (HY-HC1)	\$ 190.00	-S	1" x 1/4" Slots (4 on top & bottom), 2 on sides) Includes 3 mounting brackets (HY-PC)	No Add
-3	Cast Type 304 Stainless steel box (HY-1500-3)	No Add	-RB	Fabricated stainless steel hydrant box with round back for tilt up construction (MHY-3-RB-5 7/8" round back with 2" x 3.81" rectangular opening to receive hydrant)	No Add
-49	Cast Chrome Plated box (HY-1500-49)	\$ 283.00	MHY-CIA-30/50	Hydrant Repair Kit	\$ 301.00
-K	Cylinder key lock (RETRO-C)	\$ 170.00	-WC	Wall clamp (HY-H01)	No Add

MHY-15 CAST BOX FOR MHY-10,30,50 & 60 SERIES HYDRANTS

MHY-15



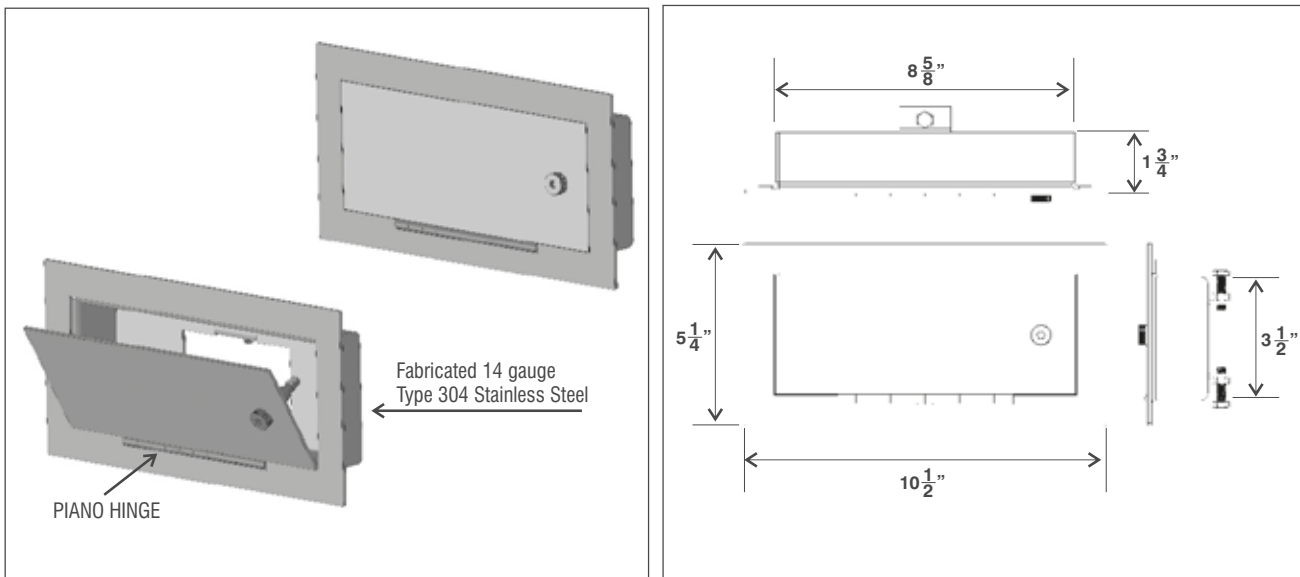
PART NO.	PRODUCT MATERIAL (CASTING) & FINISH	DESCRIPTION	LIST PRICE (-1,-3)	LIST PRICE (49)
MHY-15-(1,3,49)*	NB or SS or Chrome plated	Standard Box for MHY-10 through (MHY-55) Series (except MHY-40,45)	\$ 627.00	\$ 910.00
MHY-15-(1,3,49)-S*	NB or SS or Chrome plated	Standard Box for MHY-10 through (MHY-55) Series (except MHY-40,45) for MHY-10 through MHY-50 Series (suffix -S is for brackets to secure box to studs)	\$ 814.00	\$ 1097.00
MHY-15-(1,3,49)-NL*	NB or SS or Chrome plated	No lip box for MHY-60 Series	\$ 627.00	\$ 910.00
MHY-3-RB	Fabricated Type 304 Stainless Steel	Fabricated stainless steel Box with 5 7/8" round back opening for tilt up construction (with 2" x 3.81" rectangular opening to receive hydrant)	\$ 627.00	N/A

*Add a cylinder key lock to any of the above hydrant boxes by specifying SUFFIX-K in the part number and adding \$170.00 to the LIST PRICE

HYDRANTS

MHY-15-RECT RECTANGULAR HYDRANT BOX FOR MHY-10, 30, 50 & 55 SERIES HYDRANTS

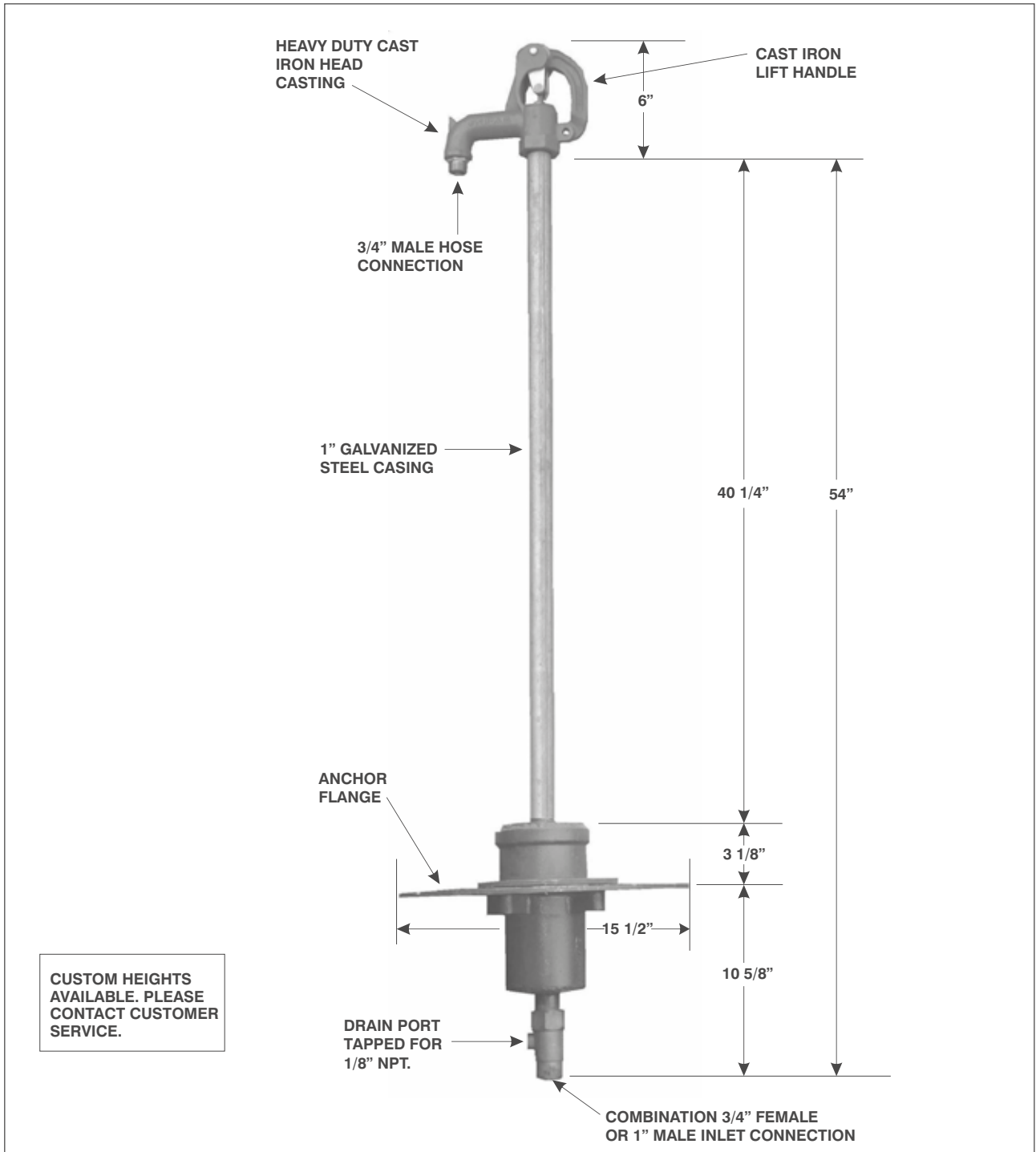
MHY-15-RECT



PART NO.	DESCRIPTION	LIST PRICE
MHY-15-RECT	Rectangular, stainless steel (Type 304) fabricated hydrant box for the MHY-10 through MHY-55 (except MHY-40, 45) Series	\$ 626.00

MHY-58 ROOF HYDRANT

MHY-58



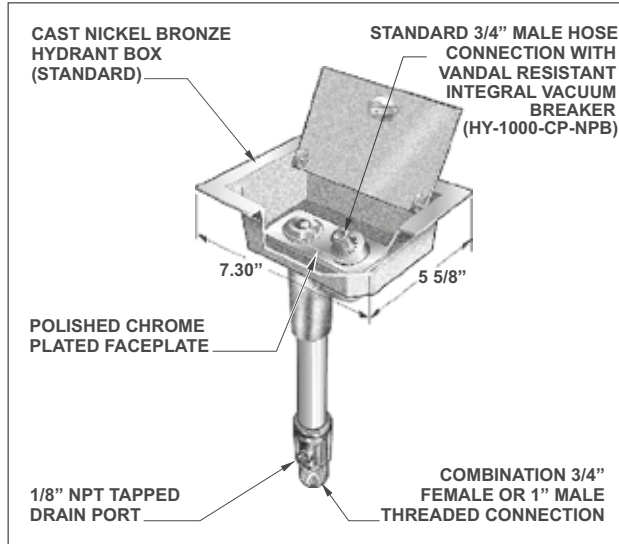
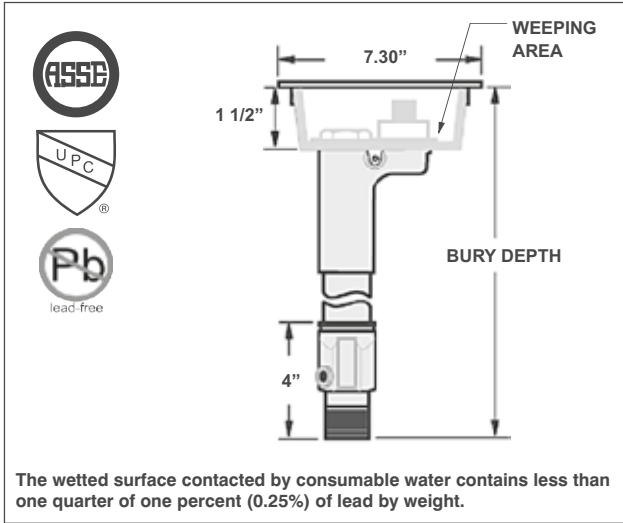
HYDRANTS

MODEL NO.	DESCRIPTION	LIST PRICE
MHY-58	Roof hydrant	\$ 2993.00

MHY-58 OPTIONAL VARIATIONS		
SUFFIX	DESCRIPTION	LIST PRICE
-0	1" Hose Connection (HY-HC1)	\$ 190.00
-8	3/4" Adapter Vacuum Breaker (HY-9005-CP-NPB)	\$ 127.00
-42	Decorative Casing Guard (HY-6500-PCG)	\$ 213.00
-MHY-68-RK	Repair kit (Gasket and o-rings only)	\$ 362.00

MHY-60 NON-FREEZE ENCASED GROUND HYDRANT

MHY-60



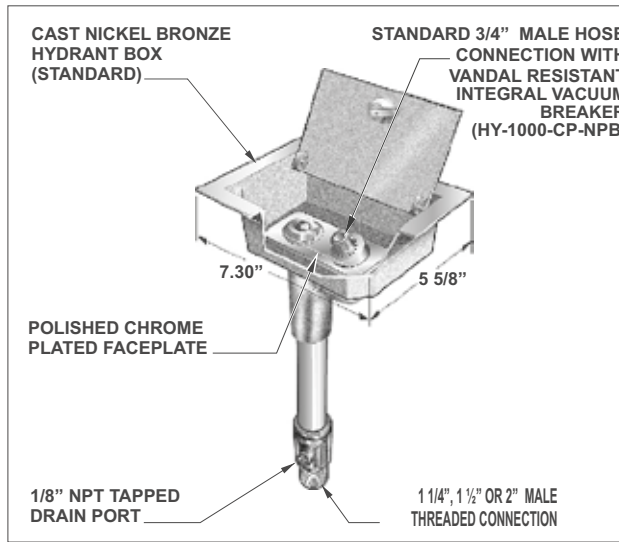
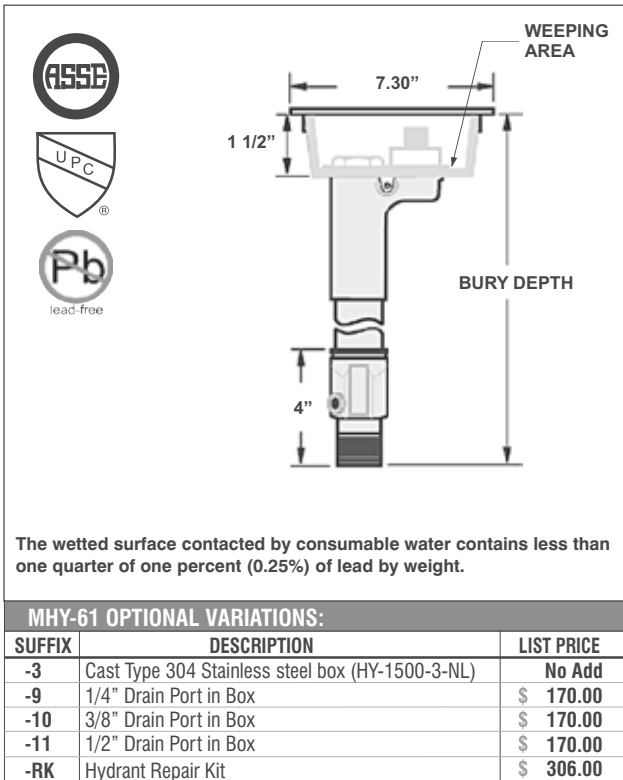
MHY-60 OPTIONAL VARIATIONS:

SUFFIX	DESCRIPTION	LIST PRICE
-0	1" Hose Connection (HY-HC1)	\$ 190.00
-3	Cast Type 304 Stainless steel box (HY-1500-3-NL)	No Add
-9	1/4" Drain Port in Box	\$ 170.00
-10	3/8" Drain Port in Box	\$ 170.00
-11	1/2" Drain Port in Box	\$ 170.00
-49	Cast Chrome Plated box (HY-1500-NL-49)	\$ 283.00
-FL	Membrane (Anchor) Flange (HY-PC)	\$ 716.00
-FLM	Flange with clamp	\$ 779.00
-HSB	Hose Storage Box (Epoxy coated steel)	\$ 1507.00
-K	Cylinder key lock (RETRO-C)	\$ 170.00
-RK	Hydrant Repair Kit	\$ 306.00

MODEL NUMBER	BURY DEPTH (Ft)	WEIGHT	LIST PRICE 3/4" HOSE CONNECTION
MHY-60-1	1	10	\$ 1909.00
MHY-60-2	2	13	\$ 1909.00
MHY-60-3	3	16	\$ 2049.00
MHY-60-4	4	19	\$ 2197.00
MHY-60-5	5	22	\$ 2352.00
MHY-60-6	6	25	\$ 2496.00
MHY-60-7	7	28	\$ 2638.00
MHY-60-8	8	31	\$ 2783.00
MHY-60-9	9	34	\$ 2939.00
MHY-60-10	10	37	\$ 3076.00

MHY-61 NON-FREEZE 1 1/4", 1 1/2" AND 2" ENCASED GROUND HYDRANT

MHY-61



MHY-61 OPTIONAL VARIATIONS:

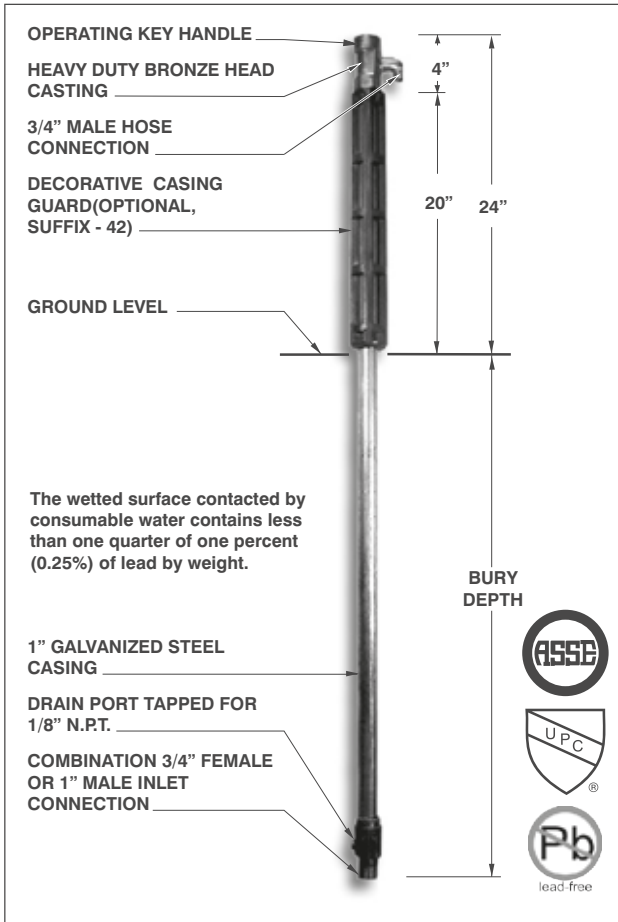
SUFFIX	DESCRIPTION	LIST PRICE
-3	Cast Type 304 Stainless steel box (HY-1500-3-NL)	No Add
-9	1/4" Drain Port in Box	\$ 170.00
-10	3/8" Drain Port in Box	\$ 170.00
-11	1/2" Drain Port in Box	\$ 170.00
-RK	Hydrant Repair Kit	\$ 306.00

MODEL NUMBER	BURY DEPTH (Ft)	WEIGHT	LIST PRICE (-1.25) 1 1/4" BOTTOM INLET CONNECTION	LIST PRICE (-1.50) 1 1/2" BOTTOM INLET CONNECTION	LIST PRICE (-2.00) 2" BOTTOM INLET CONNECTION
MHY-61-2	2	43	\$ 7982.00	\$ 8760.00	\$ 10225.00
MHY-61-3	3	46	\$ 8239.00	\$ 9022.00	\$ 10485.00
MHY-61-4	4	49	\$ 8497.00	\$ 9276.00	\$ 10741.00
MHY-61-5	5	52	\$ 8777.00	\$ 9557.00	\$ 11022.00
MHY-61-6	6	55	\$ 9055.00	\$ 9833.00	\$ 11299.00
MHY-61-7	7	28	\$ 8237.00	\$ 10253.00	\$ 11720.00
MHY-61-8	8	31	\$ 10063.00	\$ 10845.00	\$ 12306.00

HYDRANTS

MHY-65 NON-FREEZE 3/4" AND 1" POST HYDRANT

MHY-65



MHY-65 SERIES:			
MODEL NO.	BURY DEPTH (Ft)	WT Lbs.	LIST PRICE 3/4" HOSE CONNECTION
MHY-65-2	2	24.00	\$ 1831.00
MHY-65-3	3	28.00	\$ 1980.00
MHY-65-4	4	32.00	\$ 2130.00
MHY-65-5	5	36.00	\$ 2285.00
MHY-65-6	6	40.00	\$ 2441.00
MHY-65-7	7	44.00	\$ 2612.00
MHY-65-8	8	48.00	\$ 2776.00
MHY-65-9	9	52.00	\$ 2941.00
MHY-65-10	10	56.00	\$ 3111.00

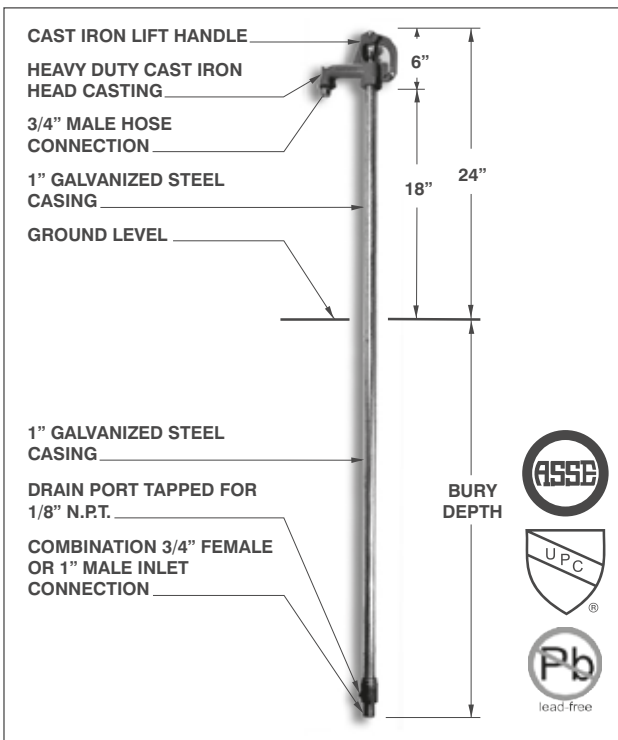
MHY-66 SERIES: NON-FREEZE 1 1/4", 1 1/2" AND 2" POST HYDRANT					
MODEL NO.	BURY DEPTH (Ft)	WT Lbs.	1 1/4" BOTTOM INLET CONNECTION (-1.25)	1 1/2" BOTTOM INLET CONNECTION (-1.50)	2" BOTTOM INLET CONNECTION (-2.00)
MHY-66-2	2	40.00	\$ 4510.00	\$ 6167.00	\$ 7729.00
MHY-66-3	3	61.00	\$ 4977.00	\$ 6631.00	\$ 8205.00
MHY-66-4	4	66.00	\$ 5428.00	\$ 7084.00	\$ 8655.00
MHY-66-5	5	71.00	\$ 5695.00	\$ 7349.00	\$ 8922.00
MHY-66-6	6	76.00	\$ 5956.00	\$ 7606.00	\$ 9180.00
MHY-66-7	7	81.00	\$ 6254.00	\$ 7907.00	\$ 9482.00
MHY-66-8	8	86.00	\$ 6557.00	\$ 8210.00	\$ 9782.00
MHY-66-9	9	91.00	\$ 6857.00	\$ 8515.00	\$ 10086.00
MHY-66-10	10	97.00	\$ 7294.00	\$ 8950.00	\$ 10526.00

MHY-65,66 OPTIONAL VARIATIONS:		
SUFFIX	DESCRIPTION	LIST PRICE
-0	1" Hose Connection (HY-HC1)	\$ 190.00
-8	3/4" Adapter Vacuum Breaker (HY-9005-CP-NPB)	\$ 127.00
-12	Wheel Handle (HY-9003)	\$ 265.00
-42	Decorative Casing Guard (HY-6500-PCG)	\$ 213.00
MHY-65-RK	Repair Kit	\$ 371.00

MHY-68 YARD HYDRANT WITH LIFT HANDLE AND GALVANIZED CASING

MHY-68

HYDRANTS



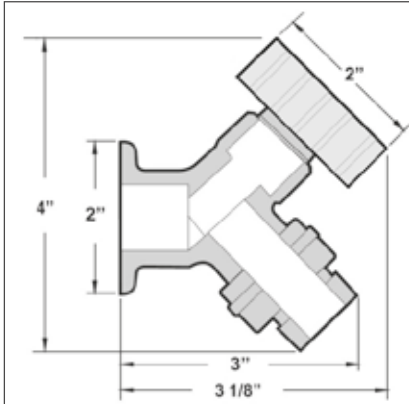
MHY-68 SERIES:				
MODEL NO.	BURY DEPTH (Ft)	WT Lbs.	OVERALL LENGTH (In)	3/4" HOSE CONNECTION
MHY-68-1	1	10.00	36"	\$ 1090.00
MHY-68-2	2	12.00	48"	\$ 1090.00
MHY-68-3	3	17.00	60"	\$ 1168.00
MHY-68-4	4	19.00	72"	\$ 1199.00
MHY-68-5	5	22.00	84"	\$ 1233.00
MHY-68-6	6	24.00	96"	\$ 1268.00
MHY-68-7	7	25.00	108"	\$ 1300.00
MHY-68-8	8	26.00	120"	\$ 1372.00

MHY-68 OPTIONAL VARIATIONS:		
SUFFIX	DESCRIPTION	LIST PRICE
-0	1" Hose Connection (HY-HC1)	\$ 190.00
-8	3/4" Adapter Vacuum Breaker (HY-9005-CP-NPB)	\$ 127.00
-42	Decorative Casing Guard (HY-6500-PCG)	\$ 213.00
MHY-68-RK	Repair Kit	\$ 362.00

The wetted surface contacted by consumable water contains less than one quarter of one percent (0.25%) of lead by weight.

MHY-90 ROUGH BRASS SERIES


MHY-90



MHY-90 SERIES WALL FAUCET DIMENSIONS



The wetted surface contacted by consumable water contains less than one quarter of one percent (0.25%) of lead by weight.



MODEL NO.	PRODUCT FINISH	OPERATING DEVICE	CONNECTION	LIST PRICE
MHY-9040-NPB	Rough Brass	Operating loose tee key, cast iron wheel handle, brown plastic and clear plastic wheel handle all included	1/2" F.P.T.	\$ 361.00
MHY-9041-NPB	Rough Brass	Operating loose tee key, cast iron wheel handle, brown plastic and clear plastic wheel handle all included	3/4" F.P.T.	\$ 361.00

* Not for use with MHY-95 Series Wall Box, Operating key also included in each box (HY-9004)

MHY-90 OPTIONAL VARIATIONS:

SUFFIX	DESCRIPTION	LIST PRICE	SUFFIX	DESCRIPTION	LIST PRICE
-B	Cast brass box	\$ 803.00	-B-49	Chrome plated cast brass box	\$ 1121.00
-BK	Cast brass box with cylinder lock	\$ 975.00	-BK-49	Chrome plated cast brass box with cyl. lock	\$ 1295.00

MHY-CIA-18-A HYDRANT REPAIR KIT FOR MHY-10, 15, 16, 20, 25 and 26 HYDRANTS

MHY-CIA-18-A

BRASS THREADED ROD NOTCHED AT 1" INTERVALS FOR EASY CUTTING

WORM STEM

THREE DIFFERENT PLUNGERS ARE INCLUDED WITH THE MHY-CIA-18-A HYDRANT REPAIR KIT SO THAT ANY GENERATION OF MIFAB'S MHY-10, 15, 16, 20, 25 AND 26 HYDRANTS CAN BE REPAIRED WITH THIS UNIVERSAL REPAIR KIT

LOCTITE 262
THREADLOCKER
MODO DE ROSCAS

MIFAB
COMPLETE INTERNAL REMOVAL INSTRUCTIONS

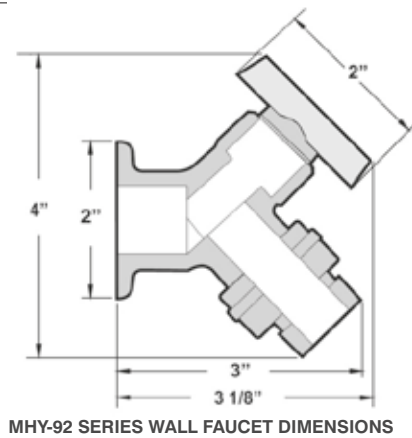

HYDRANTS

PART NO.	DESCRIPTION	LIST PRICE
MHY-CIA-18-A	Hydrant repair kit for MHY-10, 15, 16, 20, 25 and 26 Hydrants (Up to 18" size only)	\$ 301.00

Note: For longer than 18" use HY-1000-RK-ROD-24 repair kit - \$370.00

MHY-92 POLISHED CHROME PLATED SERIES

MHY-92



The wetted surface contacted by consumable water contains less than one quarter of one percent (0.25%) of lead by weight.

MODEL NO.	PRODUCT FINISH	OPERATING DEVICE	CONNECTION	LIST PRICE
MHY-9240-NPB	Polished Chrome Plated	Operating loose tee key, cast iron wheel handle, brown plastic and clear plastic wheel handle all included	1/2" F.P.T.	\$ 404.00
MHY-9241-NPB	Polished Chrome Plated	Operating loose tee key, cast iron wheel handle, brown plastic and clear plastic wheel handle all included	3/4" F.P.T.	\$ 404.00

* Not for use with MHY-95 Series Wall Box


† Operating key also included in each box (HY-9004)

MHY-92 OPTIONAL VARIATIONS:

SUFFIX	DESCRIPTION	LIST PRICE	SUFFIX	DESCRIPTION	LIST PRICE
-B	Cast brass box	\$ 803.00	-B-49	Chrome plated cast brass box	\$ 1121.00
-BK	Cast brass box with cylinder lock	\$ 975.00	-BK-49	Chrome plated cast brass box with cyl. lock	\$ 1295.00

MHY-95 FLUSH MOUNTED WALL BOX SERIES

MHY-95



MHY-95 Series is not intended for use with the Cast Iron Wheel Handle Hydrants.

Recommended wall opening: 7 3/4" x 6 1/8" overall depth: 3 3/4"

MODEL NO.	PRODUCT FINISH	DESCRIPTION	ADD TO MHY-90 OR 92 LIST PRICE
MHY-95-B	Cast Brass	Cast Brass Box	\$ 803.00
MHY-95-B-49	Chrome plated Cast Brass	Chrome Plated Box	\$ 1121.00
MHY-95-BK	Cast Brass	Cast Brass Box with Cylinder Key Lock	\$ 975.00
MHY-95-BK-49	Chrome plated Cast Brass	Chrome Plated with Cylinder Key Lock	\$ 1295.00

* Add to the following list prices: MHY-90 \$361.00, for MHY-92 \$404.00

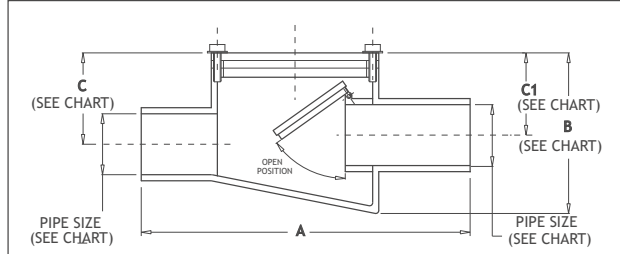
MHY-90 SERIES REPLACEMENT PARTS

MODEL NO.	DESCRIPTION	LIST PRICE
MHY-9001	Brown plastic wheel handle	\$ 112.00
MHY-9002	Clear plastic wheel handle	\$ 112.00
MHY-9003	Cast iron wheel handle	\$ 112.00
MHY-9004	Operating key	\$ 87.00
MHY-9005-B-NPB	A.S.S.E. 1011 approved vacuum breaker - rough brass	\$ 112.00
MHY-9005-CP-NPB	A.S.S.E. 1011 approved vacuum breaker - polished chrome	\$ 141.00

HYDRANTS

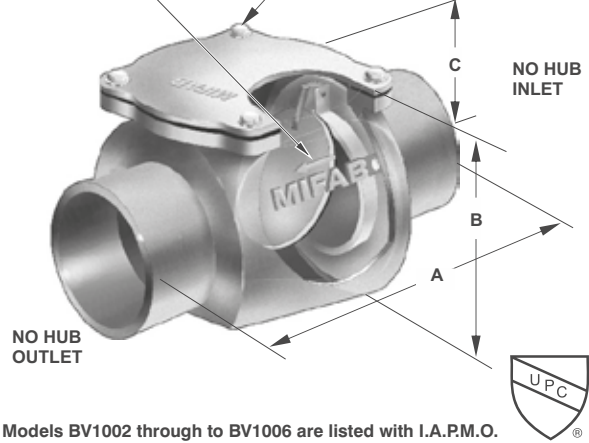
BV1000 CAST IRON HORIZONTAL BACKWATER VALVE WITH PVC FLAPPER

BV1000



MODEL NUMBER	CONNECTION SIZE	LENGTH A	HEIGHT B	INVERT (OUTLET) C	INVERT (INLET) C1
BV1002	2" No hub	10 3/4"	5 1/2"	2.40"	2 1/8"
BV1003	3" No hub	11 3/4"	6 3/4"	3.40"	3 1/8"
BV1004	4" No hub	12 3/4"	7 1/2"	3 5/8"	3 1/2"
BV1006	6" No hub	14 3/4"	10"	5"	4 5/8"
BV1008	8" No hub	17"	12 1/4"	7"	6 1/2"
BV1010	10" No hub	23 5/8"	13 1/2"	7"	7 1/2"

DIRECTION OF FLOW INDICATOR ARROW CAST IN PLACE
GASKETED COVER SECURED WITH 4 BOLTS



Models BV1002 through to BV1006 are listed with I.A.P.M.O.

BV1000-CS EPOXY COATED HOUSING AND ACCESS COVER FOR BV1000

MODEL NUMBER	SIZE	WEIGHT (Lbs)	LIST PRICE
BV1000-CS	Specify Depth (up to 30")	150.00	\$11,489.00
	Add per inch over 30"	+22lbs/in	\$ 74.00

REPLACEMENT COVER GASKETS

MODEL NUMBER	DESCRIPTION	LIST PRICE
BV1002-GSK	Replacement cover gasket for the BV1002	\$ 123.00
BV1003-GSK	Replacement cover gasket for the BV1003	\$ 138.00
BV1004-GSK	Replacement cover gasket for the BV1004	\$ 154.00
BV1006-GSK	Replacement cover gasket for the BV1006	\$ 170.00
BV1008-GSK	Replacement cover gasket for the BV1008	\$ 244.00
BV1010-GSK	Replacement cover gasket for the BV1010	\$ 284.00

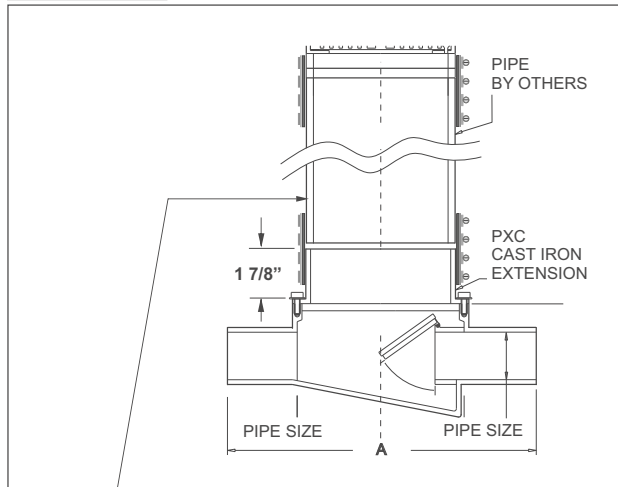
MODEL NUMBER	CONNECTION SIZE	WEIGHT (Lbs)	LIST PRICE
BV1002	2" No hub	11.50	\$ 1180.00
BV1003	3" No hub	18.00	\$ 1840.00
BV1004	4" No hub	24.50	\$ 2271.00
BV1006	6" No hub	42.00	\$ 3267.00
BV1008	8" No hub	79.00	\$ 4591.00
BV1010	10" No hub	102.00	\$ 7495.00
BV1012	12" No hub	130.00	\$12,000.00

BV1000 OPTIONAL VARIATIONS:

SUFFIX	DESCRIPTION	LIST PRICE
-13	All galvanized (2", 3", 4")	\$ 478.00
-13	All galvanized (6")	\$ 796.00
-13	All galvanized (8" and 10")	\$ 1425.00
-HS	Hub and spigot connection on inlet only	No Add

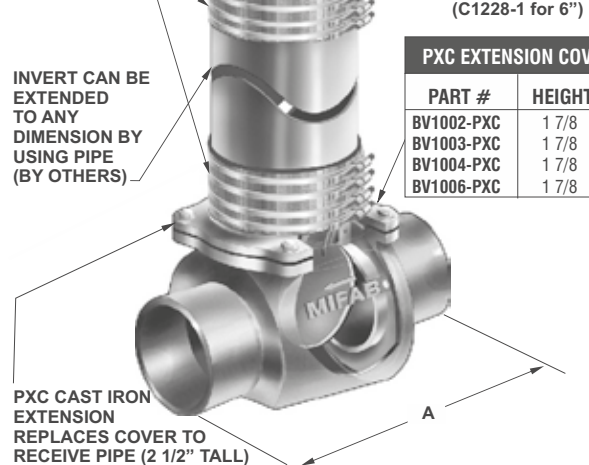
BV1200-R CAST IRON BACKWATER VALVE WITH FLOOR LEVEL NICKEL BRONZE ACCESS COVER

BV1200-R



SIZE	MODEL NUMBER	PIPE SIZE	LENGTH A
2"	BV1202-R-1	2" No hub	10 3/4"
3"	BV1203-R-1	3" No hub	11 3/4"
4"	BV1204-R-1	4" No hub	12 3/4"
6"	BV1206-R-1	6" No hub	14 3/4"

NO HUB COUPLINGS INCLUDED (MI-HUB SERIES)
NICKEL BRONZE SCORRIATED ACCESS COVER (C1234-1 for 2" and 3") (C1226-1 for 4") (C1228-1 for 6")



PART #	HEIGHT	OPENING
BV1002-PXC	1 7/8"	4" NO HUB
BV1003-PXC	1 7/8"	4" NO HUB
BV1004-PXC	1 7/8"	6" NO HUB
BV1006-PXC	1 7/8"	8" NO HUB

BV1200-R OPTIONAL VARIATIONS:

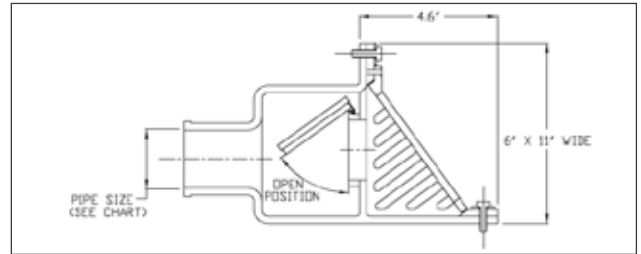
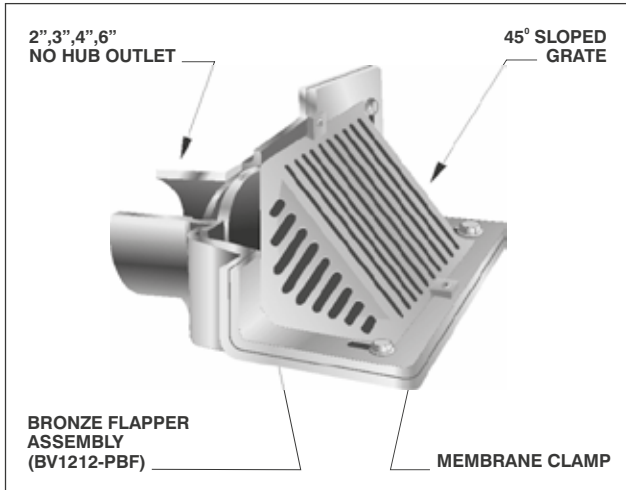
SUFFIX	DESCRIPTION	LIST PRICE
-13	All galvanized	\$ 1126.00
-HS	Hub and spigot connection on inlet only	No Add

MODEL NUMBER	CONNECTION SIZE	WEIGHT (Lbs)	LIST PRICE
BV1202-R-1	2" No hub	23.00	\$ 2942.00
BV1203-R-1	3" No hub	30.00	\$ 3057.00
BV1204-R-1	4" No hub	37.00	\$ 3255.00
BV1206-R-1	6" No hub	56.00	\$ 4429.00
BV1208-R-1	8" No hub	80.00	\$ 5750.00
BV1210-R-1	10" No hub	115.00	\$ 9085.00
BV1212-R-1	12" No hub	170.00	\$ 13,600.00

BACKWATER VALVES

BV1210 CAST IRON ANGLE PIT DRAIN WITH BACKWATER VALVE

BV1210



(*) Denotes outlet size (2, 3, 4 or 6)
 (**) Denotes outlet size and type (2, 3 or 4 No Hub or 2T, 3T or 4T (F.I.P.) 6" size only available in no hub with combined body and outlet design.
 (***) Denotes strainer finish (-1 or -50)

PARTS

BV1212-PBF	H-1081 (washers) H-1083 (screws)	R130(*)-PB-50	R1300-PG(***)
		R1300-PGG	R1300-PO(**)

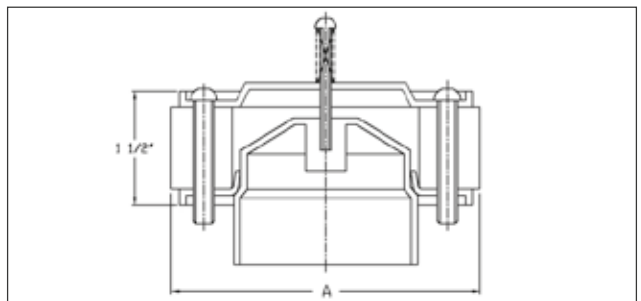
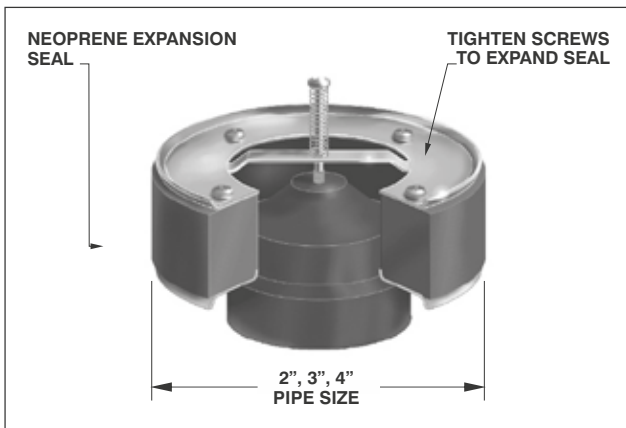
MODEL NO.	SIZE	WEIGHT (Lbs.)	C.I. BODY WITH C.I. GRATE (-50) LIST PRICE	C.I. BODY WITH N.B. GRATE (-1) LIST PRICE
BV1212,3,4	2", 3", 4" No hub	45.00	\$ 1704.00	\$ 2509.00
BV1216	6" No hub	55.00	\$ 2563.00	\$ 3366.00

BV1210 SERIES OPTIONAL VARIATIONS:

SUFFIX	DESCRIPTION	LIST PRICE	SUFFIX	DESCRIPTION	LIST PRICE
T	Threaded outlet (except 6")	No Add	-13	All galvanized (6")	\$ 598.00
-6	Vandal proof grate (TR25 Torx and Pin)	\$ 133.00	-83	Stainless steel mesh screen	\$ 482.00
-13	All galvanized (2", 3", 4")	\$ 544.00			

BV1250 BACKWATER VALVE WITH NEOPRENE SEAT

BV1250

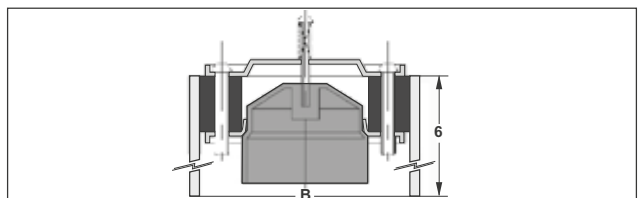
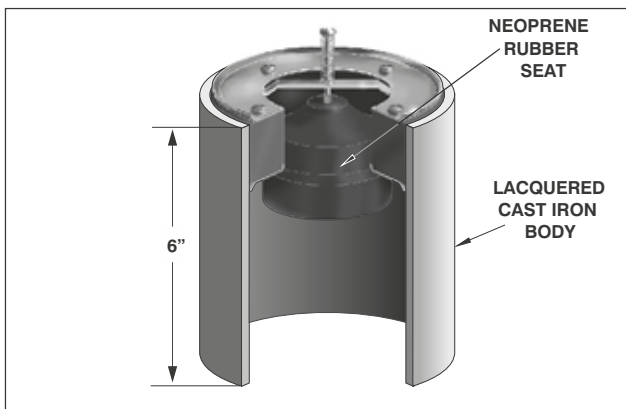


MODEL NO.	"A" PIPE SIZE	WEIGHT (Lbs.)	LIST PRICE
BV1252	2" No hub	1.50	\$ 330.00
BV1253	3" No hub	2.00	\$ 330.00
BV1254	4" No hub	2.50	\$ 330.00

BV1260 VERTICAL CAST IRON BACKWATER VALVE WITH NEOPRENE SEAT

BV1260

BACKWATER VALVES



MODEL NO.	"A" PIPE SIZE	WEIGHT (Lbs.)	LIST PRICE
BV1262	2" No hub	10.00	\$ 527.00
BV1263	3" No hub	15.00	\$ 527.00
BV1264	4" No hub	20.00	\$ 527.00

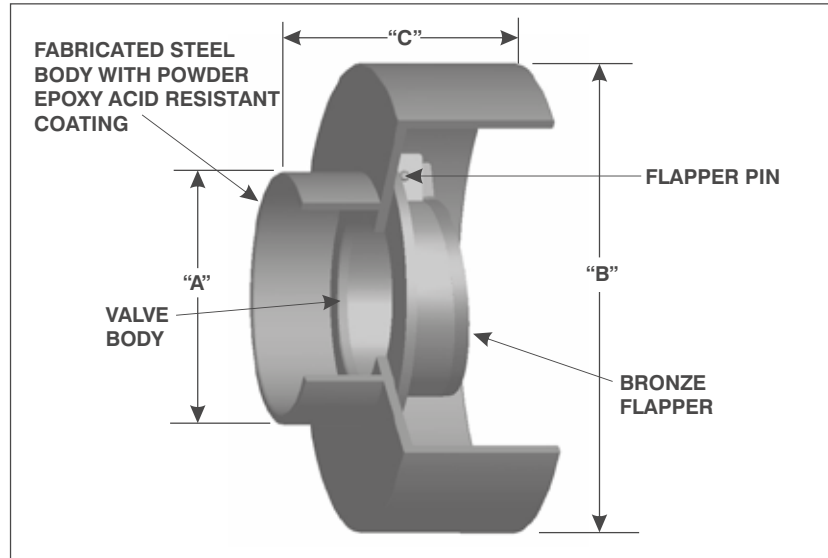
BV1260 OPTIONAL VARIATIONS:

SUFFIX	DESCRIPTION	LIST PRICE
-13	All galvanized (2", 3", 4")	\$ 97.00

BV1280 TERMINAL VALVE

BV1280

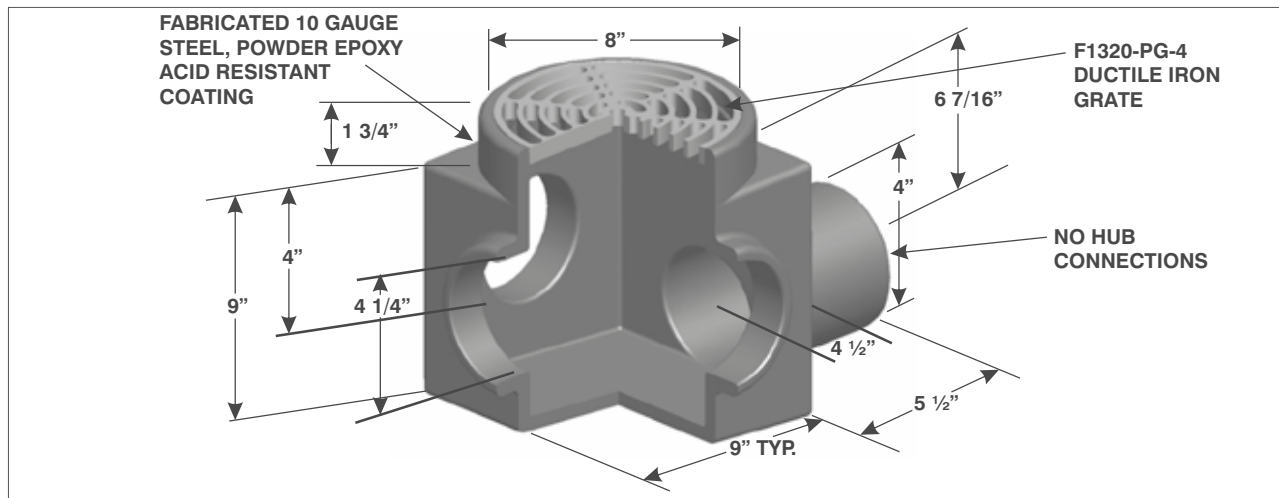
Note: The BV1280 terminal valve is used at the end of sewer lines to prevent backflow into areas that require draining.



MODEL NUMBER	WEIGHT (Lbs.)	"A" PIPE SIZE	"B" DIAMETER (No Hub Connection)	"C" LENGTH	LIST PRICE	ADD FOR -13 GALVANIZED BODY
BV1282	10	2"	6 1/4"	5 1/4"	\$ 492.00	\$ 279.00
BV1283	12	3"	8"	5 1/2"	\$ 492.00	\$ 279.00
BV1284	15	4"	9"	5 3/4"	\$ 719.00	\$ 279.00
BV1285	20	5"	11 1/2"	6"	\$ 1707.00	\$ 393.00
BV1286	28	6"	11 1/2"	6"	\$ 2045.00	\$ 393.00
BV1288	42	8"	13 1/2"	6 3/4"	\$ 2487.00	\$ 815.00
BV1280-10	58	10"	15 3/4"	7 3/4"	\$ 7484.00	\$ 815.00
BV1280-12	80	12"	17 1/2"	8 3/4"	\$ 8463.00	\$ 957.00
BV1280-16	120	16"	26 1/4"	16 1/2"	\$ 16043.00	\$ 1493.00
BV1280-18	140	18"	26 1/4"	16"	\$ 20902.00	\$ 2240.00

BV1290 DRAIN TILE SUMP

BV1290



Note: The function of the BV1290 is to provide a sump with multiple inlets that the foundation drain lines connect to.

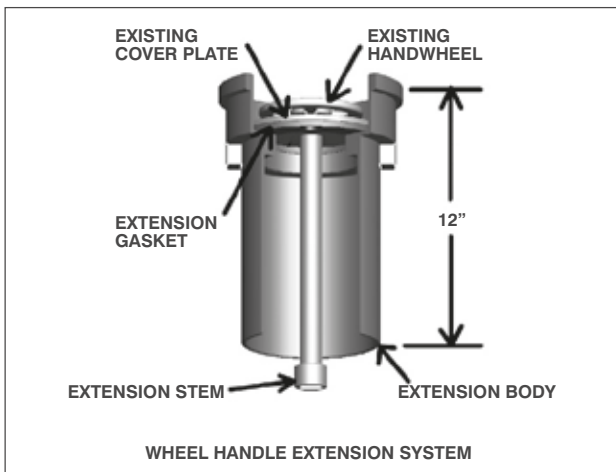
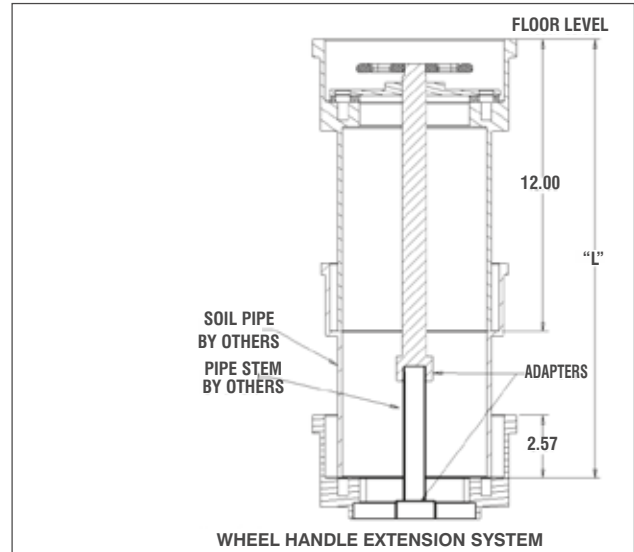
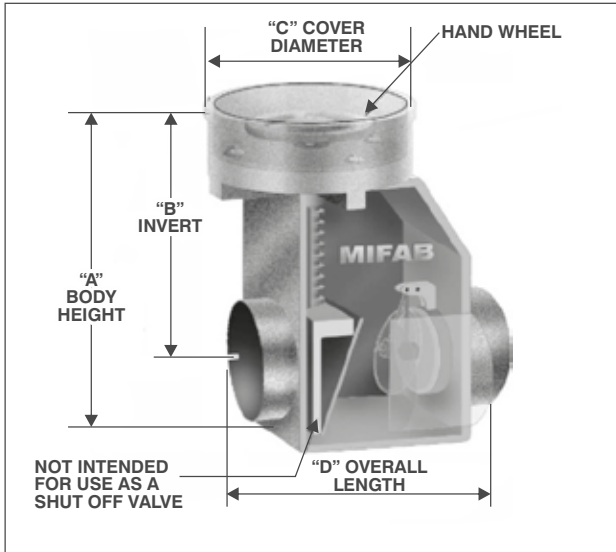
BV1290 OPTIONAL VARIATIONS:		
SUFFIX	DESCRIPTION	LIST PRICE
-1	Nickel Bronze grate and frame (vener)	\$ 884.00
-3	Stainless Steel grate and frame (vener)	\$ 884.00
-13	All Galvanized	\$ 638.00
-25	Solid cover	\$ 224.00

MODEL NUMBER	WEIGHT (Lbs.)	FREE AREA SQUARE DRAIN	OUTLET SIZE	LIST PRICE
BV1294	50	14.25"	4"	\$ 889.00

BACKWATER VALVES

BV1300 MANUALLY OPERATED GATE TYPE BACKWATER VALVE

BV1300



BV1300 DIMENSIONS				
PIPE SIZE	"A" BODY HEIGHT	"B" INVERT	"C" COVER DIAMETER	"D" LENGTH
4" (102)	15 3/4" (400)	12" (205)	8" (203)	14" (356)
6" (152)	19" (483)	14 1/2" (368)	10 1/2" (368)	16" (406)

MODEL NUMBER	"A" PIPE SIZE	WEIGHT (Lbs)	LIST PRICE
BV1304	4" No hub	80.00	\$ 4030.00
BV1306	6" No hub	120.00	\$ 6185.00

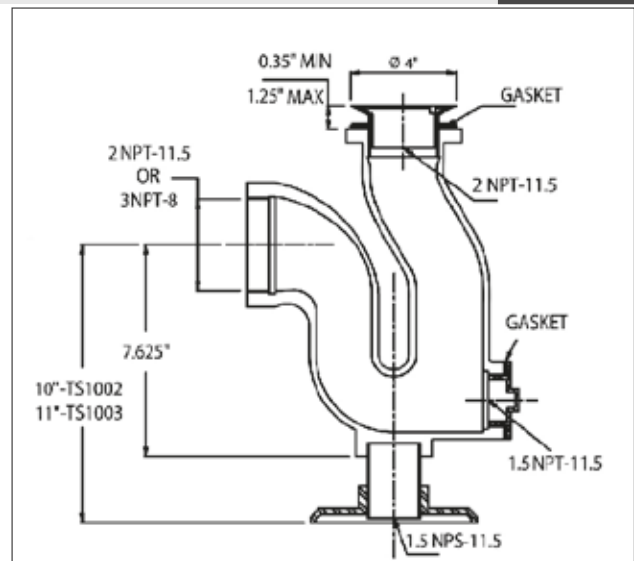
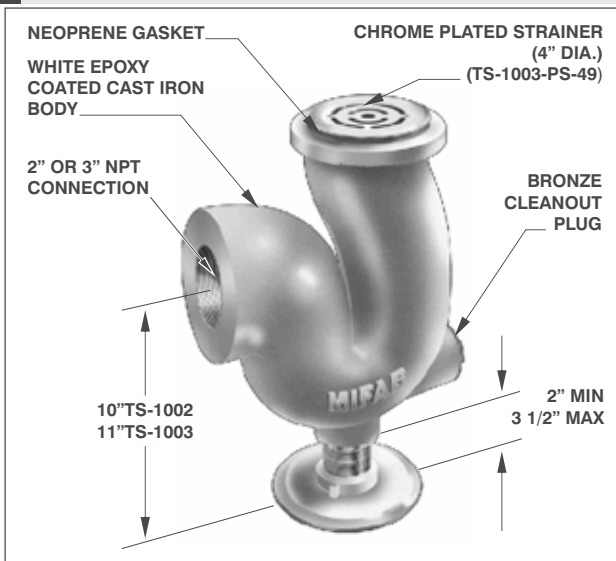
BV1300 OPTIONAL VARIATIONS:		
SUFFIX	DESCRIPTION	LIST PRICE
-13	All galvanized	\$ 1213.00
-HS	Hub spigot connection on inlet only	No Add

BV1300 OPTIONAL VARIATIONS:		
SUFFIX	DESCRIPTION	LIST PRICE
BV1304-EXT	12" extension (extension only for BV1304)	\$ 1875.00
BV1306-EXT	12" extension (extension only for BV1306)	\$ 2153.00

TS1000 TRAP STANDARD

TS1000

BACKWATER VALVES

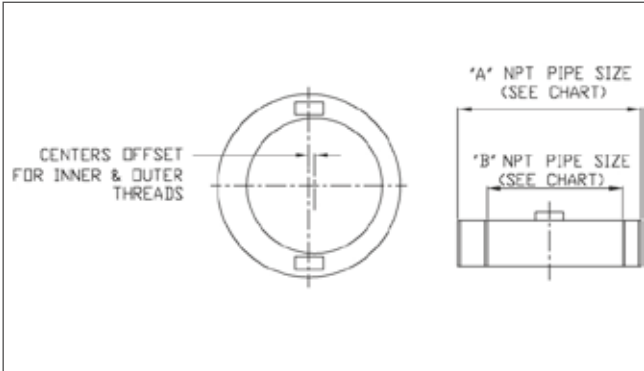


MODEL NUMBER	DESCRIPTION	WEIGHT (Lbs)	LIST PRICE
TS1002,3	Trap Standard	22.00	\$ 871.00

TS1000 OPTIONAL VARIATIONS:		
SUFFIX	DESCRIPTION	LIST PRICE
-11	Acid resistant epoxy coated	\$ 258.00

MI-800 FEMALE THREADED ECCENTRIC REDUCER BUSHING

MI-800

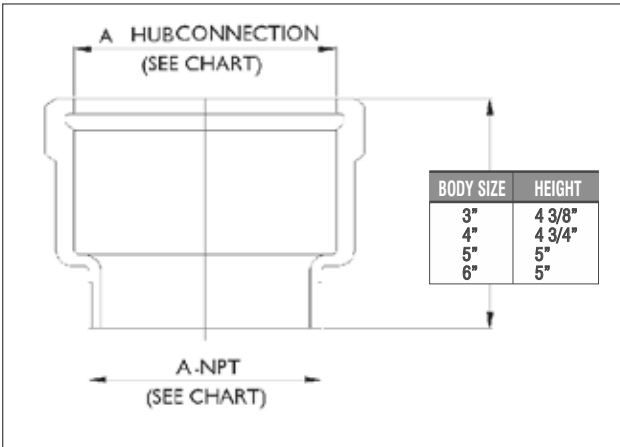


MODEL NUMBER	"A" SIZE "B" (M.P.T. x F.P.T.)	WEIGHT (Lbs)	LIST PRICE
MI-800-2	3" x 2"	1.00	\$ 75.00
MI-800-3	4" x 2"	3.00	\$ 125.00
MI-800-4	4" x 3"	1.75	\$ 125.00
MI-800-6	6" x 5"	5.00	\$ 177.00
MI-800-6-4	6" x 4"	4.75	\$ 242.00

MISCELLANEOUS

MI-830 CAST IRON MALE THREADED TO HUB ADAPTER

MI-830



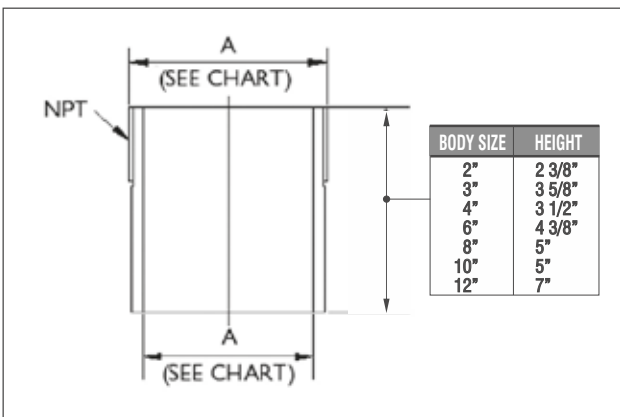
MODEL NUMBER	SIZE THREADED x HUB	WEIGHT (Lbs)	LIST PRICE
MI-830-3	3"	5.00	\$ 161.00
MI-830-4	4"	6.00	\$ 219.00
MI-830-5	5"	7.50	\$ 357.00
MI-830-6	6"	9.00	\$ 412.00



MI-830 OPTIONAL VARIATIONS:		
SUFFIX	DESCRIPTION	LIST PRICE
-6	Set of 3 security screws mounted at top.	\$ 324.00
-13	Galvanized Cast Iron - 3", 4"	\$ 72.00
-13	Galvanized Cast Iron - 5", 6"	\$ 113.00

MI-850 CAST IRON NO HUB TO MALE THREADED ADAPTOR

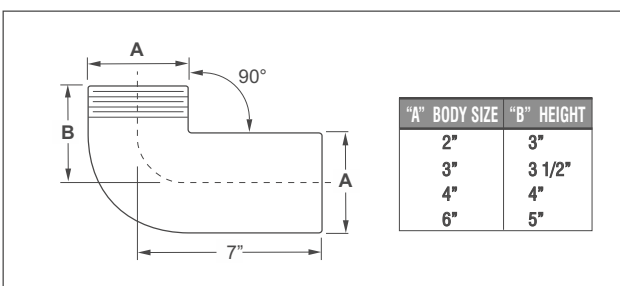
MI-850



MODEL NUMBER	SIZE M.I.P. x NO HUB	WEIGHT (Lbs)	LIST PRICE
MI-850-2	2"	1.00	\$ 89.00
MI-850-3	3"	2.00	\$ 125.00
MI-850-4	4"	3.00	\$ 198.00
MI-850-6	6"	5.00	\$ 605.00
MI-850-8	8"	8.00	\$ 674.00
MI-850-10	10"	11.00	\$ 803.00
MI-850-12	12"	16.00	\$ 1006.00

MI-860 CAST IRON ELBOW ADAPTER

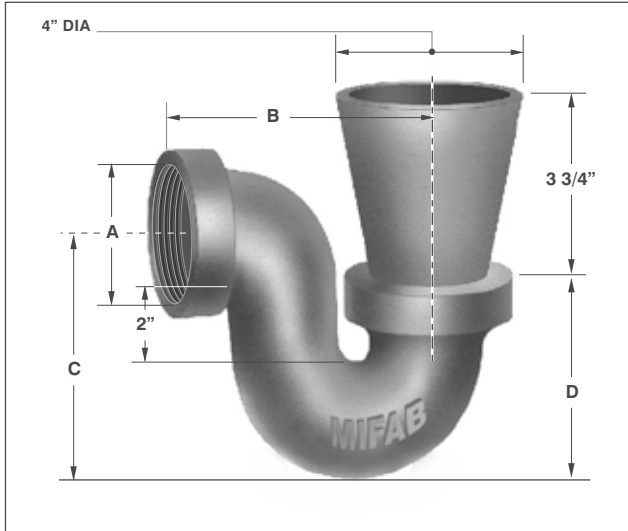
MI-860



MODEL NUMBER	PIPE SIZE (A)	WEIGHT (lbs.)	LIST PRICE
MI-862	2"	5	\$ 307.00
MI-863	3"	8	\$ 483.00
MI-864	4"	14	\$ 549.00
MI-866	6"	25	\$ 647.00

MI-940 COMPACT DEEP SEAL TRAP WITH FUNNEL

MI-940



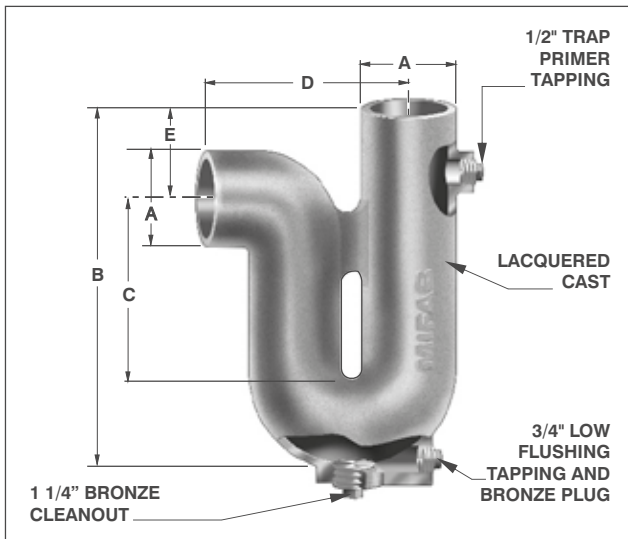
MI-940 DIMENSIONS			
"A" PIPE SIZE	"B" CENTER TO OUTLET	"C" CENTER OF INLET TO BOTTOM	"D" TRAP DEPTH
1 1/2"	5 3/4"	5"	4"
2"	5 3/4"	5 1/4"	4 1/4"
3"	7 3/4"	6 3/4"	6 1/4"

MI-940 OPTIONAL VARIATIONS:		
SUFFIX	DESCRIPTION	LIST PRICE
-13	All galvanized 1 1/2" (-11 for A.R.E. coating, 1 1/2")	\$ 227.00
-13	All galvanized 2" (-11 for A.R.E. coating, 2")	\$ 258.00
-13	All galvanized 3" (-11 for A.R.E. coating, 3")	\$ 291.00
-49	Chrome Plated	\$ 902.00
-NH	No hub outlet connection (See MI-850)	See MI-850

MODEL NUMBER	SIZE	WEIGHT (Lbs)	LIST PRICE
MI-941	1 1/2"	4.00	\$ 400.00
MI-942	2"	5.00	\$ 660.00
MI-943	3"	6.00	\$ 772.00

MI-950 DEEP SEAL TRAP

MI-950



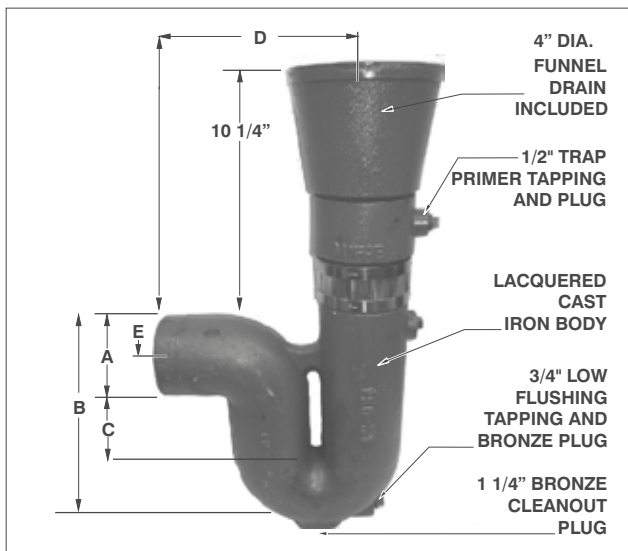
MI-950 DIMENSIONS				
"A" PIPE SIZE	"B" BODY HEIGHT	"C" TRAP DEPTH	"D" CENTER TO OUTLET	"E" INVERT
2"	10 1/2"	4"	6 1/2"	2 3/4"
3"	13 1/2"	4"	8"	3 1/2"
4"	15 1/4"	5"	10"	4 1/4"

MI-950 OPTIONAL VARIATIONS:		
SUFFIX	DESCRIPTION	LIST PRICE
-G	Flushing Connection	\$ 136.00
-7	Trap Primer Connection (1/2")	\$ 136.00
-13	All galvanized 2" (-11 for A.R.E. coating, 2")	\$ 113.00
-13	All galvanized 3" (-11 for A.R.E. coating, 3")	\$ 267.00
-13	All galvanized 4" (-11 for A.R.E. coating, 4")	\$ 421.00

MODEL NUMBER	SIZE	WEIGHT (Lbs)	LIST PRICE
MI-952	2" No hub	8.00	\$ 397.00
MI-953	3" No hub	17.00	\$ 610.00
MI-954	4" No hub	25.00	\$ 913.00

MI-950-F DEEP SEAL TRAP WITH FUNNEL

MI-950-F



MI-950-F DIMENSIONS				
"A" PIPE SIZE	"B" BODY HEIGHT	"C" TRAP DEPTH	"D" CENTER TO OUTLET	"E" INVERT
2"	10 1/2"	4"	6 1/2"	2 3/4"
3"	13 1/2"	4"	8"	3 1/2"
4"	15 1/4"	5"	10"	4 1/4"

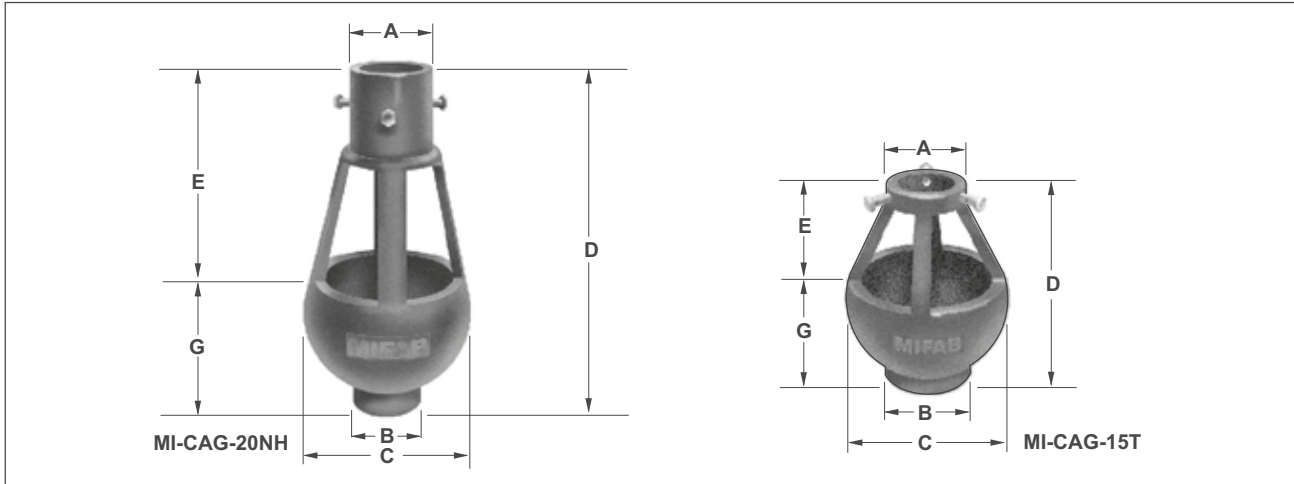
MI-950-F OPTIONAL VARIATIONS:		
SUFFIX	DESCRIPTION	LIST PRICE
-G	Flushing Connection	\$ 135.00
-20	Secondary Flat Strainer (FD-9600 Series)	\$ 54.00
-6-50	6" Dia. Funnel (-50)	\$ 98.00
-6-1	6" Dia. Funnel (-1)	\$ 148.00
-13	All galvanized 2" (-11 for A.R.E. coating, 2")	\$ 279.00
-13	All galvanized 3" (-11 for A.R.E. coating, 3")	\$ 345.00
-13	All galvanized 4" (-11 for A.R.E. coating, 4")	\$ 414.00

MODEL NUMBER	SIZE	WEIGHT (Lbs)	LIST PRICE (-50) CAST IRON	LIST PRICE (-1) NICKEL BRONZE
MI-952-F	2" No hub	9.00	\$ 660.00	\$ 1247.00
MI-953-F	3" No hub	18.00	\$ 772.00	\$ 1352.00
MI-954-F	4" No hub	26.00	\$ 879.00	\$ 2662.00

DEEP SEAL TRAPS

MI-CAG CAST IRON FIXED AIR GAP

MI-CAG




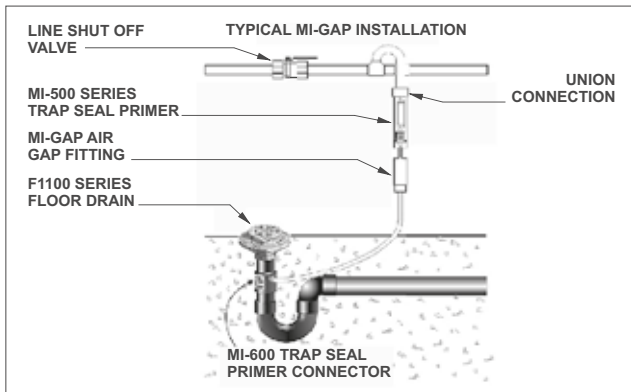
MODEL NUMBER	SIZE (SLIP JOINT x F.I.P.)	SIZE (SLIP JOINT x NO HUB)	"A"	"B"	"C"	"D"	"E"	"G"	WEIGHT (Lbs.)	LIST PRICE
MI-CAG-10T	1/2" x 1"	-	1/2"	1"	3 1/4"	4 3/4"	2"	2 3/4"	3.00	\$ 284.00
MI-CAG-15T	3/4" x 1 1/2"	-	3/4"	1 1/2"	4 1/4"	6 1/3"	2 3/4"	3 1/4"	3.00	\$ 394.00
MI-CAG-20T	1" x 2"	-	1"	2"	4 1/2"	8"	4"	4"	4.00	\$ 394.00
MI-CAG-20NH	-	1 1/2" x 2"	1 1/2"	2"	5 1/2"	11 1/2"	4"	7 1/2"	4.00	\$ 273.00
MI-CAG-30NH	-	2" x 3"	2"	3"	5 1/2"	13"	5 3/4"	7 1/2"	8.00	\$ 330.00

Add for: All galvanized (-13) Acid resistant epoxy coated body

\$ 186.00

MI-GAP-NPB BRASS TRAP SEAL PRIMER AIR GAP FITTING

MI-GAP-NPB



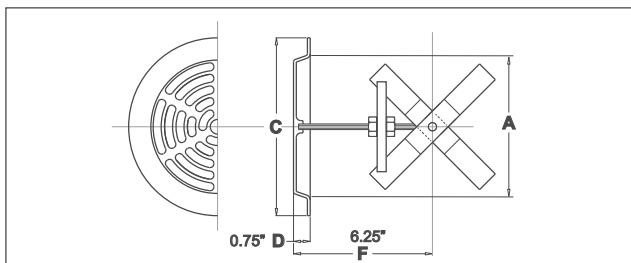
MIFAB's MI-GAP-NPB air gap fitting can be used with MIFAB's MR-500-NPB, M1-500-NPB, M2-500-NPB, MI-TSP-1-NPB, MI-TSP-2-NPB, MI-TSP-3-NPB trap seal primers and MIFAB's MI-DU Series distribution units. The MI-GAP-NPB performs the dual functions of backflow preventer and vacuum breaker.

Note: A vertical air gap of twice the connection size is required by code.

MODEL NO.	DESCRIPTION	LIST PRICE	SHIP WEIGHT (Lbs)	CARTON QTY.	CARTON WEIGHT (Lbs)
MI-GAP-NPB	Brass Air Gap Fitting for Trap Seal Primer Valves	See current TSP Price Book	1.5	10	15.0

MI-GRILL FRESH AIR INLET

MI-GRILL



MODEL NUMBER	"A" PIPE SIZE	"C" COVER DIAMETER	WEIGHT (lbs)	LIST PRICE NICKEL BRONZE	LIST PRICE CHROME PLATED (-49)
MI-GRILL-4	3", 4"	8"	3.00	\$ 443.00	\$ 737.00
MI-GRILL-6	5", 6"	12"	4.00	\$ 697.00	\$ 991.00
MI-GRILL-8	8"	15"	5.00	\$ 1079.00	\$ 1373.00

TRAP SEAL PRIMERS

TRAP SEAL PRIMERS

3 P.S.I. PRESSURE DROP

Only a three p.s.i. line pressure drop is required to activate the primer compared to five or ten p.s.i. by others. Lower water volume fixtures and faucets has resulted in lower line pressure drops. A three p.s.i. performance point ensures reliable water delivery to maintain the trap seal.

SEDIMENT FILTER

A replacement stainless steel sediment filter prevents line debris from entering the primer. This can be replaced after wear and build up of debris to ensure maximum life and performance of the primer.

NO ADJUSTMENTS

The replaceable and repairable cartridge tubes inside of the body are factory engineered to deliver enough water to service three, six or ten floor drain traps without adjustment. This eliminates confusion during field installation.

NO PRECHARGE

MIFAB's trap seal primers can be disassembled in the field for easy cleaning and repair, without risk of losing a precharge.

VIEW HOLES

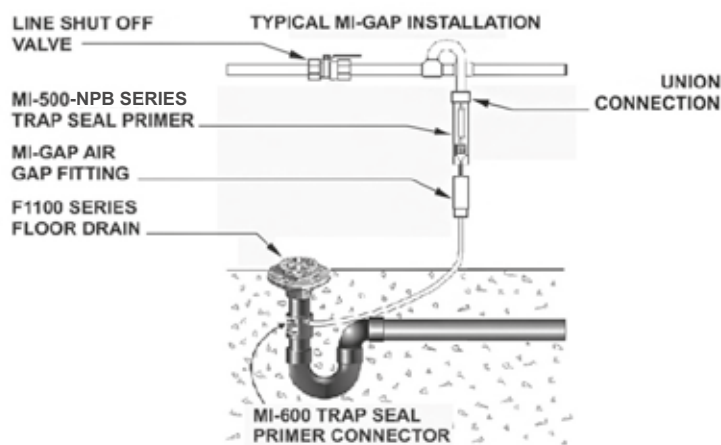
Four view holes permit easy inspection of water delivery. The holes are across from each other, enabling light at the opposite end to illuminate the performance of the primer.



(MR-500-NPB ILLUSTRATED)

MIFAB TRAP SEAL PRIMER SELECTION GUIDE

Trap seal primers are a necessity where floor drains are infrequently used and in areas such as mechanical and service rooms. In surprisingly little time, evaporation of water in floor drain traps will allow sewer gas to enter the interior of the building. Today's typical method of cleaning floors produces very little water that runs into floor drains. In mechanical rooms, warm dry conditions and air pressure changes caused by HVAC equipment may also serve to compromise the water seal. Trap seal primers provide a supply of water to replenish the deep seal or "P" trap of a drain to prevent sewer or potentially explosive methane gas from entering the area through the floor drains. They are installed on the potable cold water supply line, and react to water flowing in the line to trigger, either by turbulence or pressure drop. Once a triggering event occurs, the primer will release water that is piped to a trap primer connector on or near the "P" trap being maintained. The selection and specification of trap seal primers merits careful consideration. Outlined below are some of the factors to be aware of when planning to use trap seal primers effectively. Installation and local code requirements must be taken into account when specifying trap seal primers. The A.S.S.E. (American Society of Sanitary Engineers) trap seal primer standard #1018 is the key standard that relates to trap seal primers. MIFAB's M-500-NPB and MI-TSP-NPB trap seal primers are tested and certified to the A.S.S.E. 1018 Standard.



TRAP SEAL PRIMERS



MI-TSP-1-NPB ILLUSTRATED (Continuous flow)

TYPES OF TRAP SEAL PRIMERS

There are four main types of trap seal primers. They include: continuous flow, pressure drop activated, flush valve operated and electronic.

CONTINUOUS FLOW TRAP SEAL PRIMERS

Continuous flow trap seal primers are the original style of trap seal primers. They are typically constructed of cast brass or bronze with a neoprene rubber poppet float on the inside that rises upward as water flows through the primer. When the poppet rises off of its seat, water flows from the primer, through the plumbing line connection, and into the floor drain trap. They are manufactured in either sweat, threaded or union connections and should be installed in a vertical position within the horizontal water supply line, at least ten inches above the floor drain trap that it serves. Continuous flow trap seal primers do not have any method of screening out line debris. This often results in their clogging and either flowing water continuously, or not at all. The volume of water that they discharge is directly related to the amount of water that continuously flows through them. For these reasons, pressure drop activated trap seal primers have become the selection of choice for specifiers.

ELECTRONIC TRAP SEAL PRIMERS

MIFAB's MI-100 Series of electronic trap seal primers are a pre-assembled electronic trap seal primer system programmed to maintain the water seal of floor drain traps. The device is made with an A.S.S.E. approved vacuum breaker, solenoid valve operated by a timer, shut off valve for maintenance and a manifold system to distribute water evenly to the desired floor drain traps. The design is programmed at MIFAB's factory with standard flush times. These flush times can be adjusted by the operator in order to discharge more or less water to the floor drain traps, depending on the installation and climate conditions. Applications include commercial buildings such as schools, hospitals, manufacturing facilities, and any other buildings that require floor drain trap seal protection. The distribution of water from the MI-100 to the traps avoids possible odors coming from the drains.

MIFAB TRAP SEAL PRIMER SELECTION GUIDE (Cont'd)
TRAP SEAL PRIMERS

MR-500-NPB ILLUSTRATED (Pressure drop activated)
PRESSURE DROP ACTIVATED TRAP SEAL PRIMERS

Pressure drop activated trap seal primers are typically manufactured out of brass. They are made with a 1/2" M.I.P. inlet connection and a 1/2" F.I.P. outlet connection. They have an interior cartridge that seals when the line pressure is in a static state. When the line pressure drops as little as three p.s.i. (pounds per square inch) (caused by the flushing of a toilet, opening of a faucet, or any draw of water from the water supply line within a close distance to the primer) the interior cartridge will rise due to the pressure differential within the primer and a metered amount of water is discharged under pressure into the plumbing line connected to the floor drain trap. Pressure drop activated trap seal primers are supplied with a fine mesh stainless steel filter that will screen out debris to ensure that the cartridge is not clogged and that the water deliveries are uniform. The filter is easily accessible for quick cleaning or replacement. Three different cartridges offer three different water deliveries into the floor drain, depending on the number of floor drain traps served and the evaporation rate of the water in the floor drain traps. Assuming line pressure of 60 p.s.i., and a line pressure drop of 3 p.s.i., MIFAB's MR-500-NPB trap seal primer will discharge a one half ounce of water, the M1-500-NPB will discharge a full ounce of water and the M2-500-NPB will discharge a one quarter ounce of water into the floor drain P trap every time the line sure changes by 3 p.s.i.


MI-701 ILLUSTRATED (Flush valve operated)
FLUSH VALVE TRAP SEAL PRIMERS

Flush valve trap seal primers are installed below the flush valve and direct an amount of waste water discharged from the flush valve into a tube that connects to the floor drain trap to maintain the water seal. Their advantages are that the water used is already consumed by the flush valve operation, and this type of primer has no moving parts. Their disadvantage is that their location is determined by the location of the fixtures which may be too far away from the floor drains to be practical; unlike supply line mounted trap seal primers which can be more easily installed close to the floor drain trap to be primed. Many installations cannot use flush valve trap seal primers because the floor drain traps are too far away to be reached by the flush valve trap seal primer.

MIFAB TRAP SEAL PRIMER SELECTION GUIDE (Cont'd)

INSTALLATION CONSIDERATIONS

Continuous flow and pressure drop activated trap seal primers should be installed at least 12" above the floor drain traps for every 20 feet of distance to the drain to ensure that there is enough of a slope for the discharged water to flow to the traps. MIFAB recommends pre-priming the traps, as trap seal primers are meant to replace trap water loss through evaporation, etc. Pressure drop activated primers should be connected to the water supply line with a vertical elbow to limit line debris from entering and contaminating the valve. The primer itself should be installed vertically. Access doors should always be specified to provide easy access to all trap seal primers. Trap seal primers have moving parts that will eventually wear or be compromised by line debris even in the best of circumstances. The access doors specified should be large enough to provide "hand access" to the trap seal primer, related accessories and line shut off valve. For quick and easy repair, a line shut off valve and union connections are recommended directly before the trap seal primer on the water supply line. The closing of this valve will facilitate the cleaning and maintenance of the primer without having to separately shut off the building's water supply. Water supply lines should be flushed at least five times before the trap seal primers are initially installed to ensure that debris will not enter the primers and negatively affect their performance. Pipe dope and paste should never be used when installing trap seal primers in water supply lines because the fine residue from these adhesives will enter the trap seal primers and clog the cartridges. Install the trap seal primer as close to the source of the pressure drop as possible. Fixtures with a water restriction device may not cause a large enough pressure drop to activate the trap seal primer.

AIR GAP FITTING

Many local codes require the use of an air gap fitting underneath the trap seal primer (see MIFAB's MI-GAP-NPB product). The purpose of an air gap fitting is to provide a vertical space that is twice the diameter of the water supply connection in order to ensure positive protection against back flow. ANSI / ASME Standard A112.1.2 air gap in plumbing systems is written for the application of air gap fittings. It is recommended that air gaps be specified for use in areas where splashing water from the air gap will not be objectionable or cause damage.

DISTRIBUTION UNITS

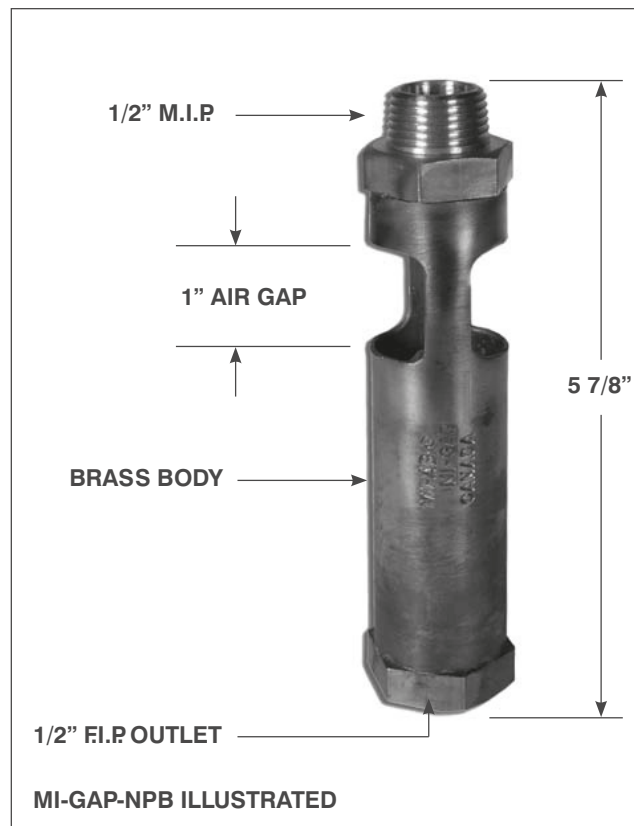
Distribution units can be installed underneath pressure drop activated trap seal primers to distribute water to up to ten floor drain traps that are in close proximity to each other. (See MIFAB's MI-DU product) Typically, distribution units are used when a men and women's restroom are located side by side with a common pipe chase between them. In this instance, one trap seal primer with a distribution unit dialed to the 2 setting can be used to service both floor drain traps. This eliminates a second costly installation procedure, shut off valve, access door and air gap fitting. MIFAB's distribution units are engineered so that they

do not need to be installed level to distribute water evenly and can be adjusted to serve either two, three or four floor drain traps with a single unit. Up to ten floor drain traps can be served by having one main distribution unit feed others below it. Contact MIFAB for layout information on distribution units serving multiple drains.

LINE SHUT OFF VALVE

The closing of this valve will facilitate the cleaning and maintenance of the primer without having to separately shut off the building's water supply. Water supply lines should be flushed several times before the trap seal primers are initially installed to ensure that debris will not enter the primers and negatively affect their performance. Pipe dope and paste should never be used when installing trap seal primers in water supply lines because the fine residue from these adhesives will enter the trap seal primers and clog the cartridges. Once installed, pressure drop activated trap seal primers should be cycled at least five times to ensure reliable operation. Quickly opening and closing the line shut off valve can accomplish this. Four view holes located directly across from each other at the bottom of the pressure drop activated trap seal primers allow easy observation of water discharging into the make up line that leads to the floor drain trap.


TRAP SEAL PRIMERS



MI-TSP-NPB CONTINUOUS FLOW TRAP SEAL PRIMER

MI-TSP-NPB

TRAP SEAL PRIMERS



MODEL NO.	DESCRIPTION	LIST PRICE	ADD FOR: CHROME PLATED (-CP)	SHIP WEIGHT (Lbs.)	CARTON QTY.	WEIGHT (Lbs.)	REPAIR KIT (-RK)
MI-TSP-1-NPB	1/2" Sweat	\$ 266.00	\$ 89.00	1.0	20	20	\$ 128.00
MI-TSP-2-NPB	1/2" Threaded	\$ 266.00	\$ 89.00	1.0	20	20	\$ 128.00
MI-TSP-3-NPB	1/2" Threaded with union connections	\$ 405.00	\$ 89.00	1.0	20	20	\$ 128.00

Part number for MI-TSP-1,2,3, repair kit is MI-TSP-RK. (SUFFIX-RK)

M-500-NPB PRESSURE DROP ACTIVATED TRAP SEAL PRIMERS



MIFAB MR-500-NPB, MI-500-NPB & M2-500-NPB SERIES pressure drop activated brass trap seal primer, with inlet opening of 1/2" male N.P.T. and outlet opening of female 1/2" N.P.T. Complete with four view holes and removable filter screen. Requires no adjustments and no air precharge. MIFAB'S Series of pressure activated trap seal primers (MR-500-NPB, M1-500-NPB and M2-500-NPB) can be connected to any cold water line, and will be automatically activated when a valve or faucet, that is on the line, is opened. A pressure drop of three p.s.i. will activate all of the trap seal primers. MIFAB'S Series of trap seal primers can be disassembled in the field. Their unique design permits filter replacement without affecting the performance of the primer. The "O" ring seals are tested for reliability at a temperature range of -40 degrees to 450 degrees F. The M-500-NPB Series of trap seal primers do not require adjustment. The operating range for all of MIFAB'S Series of trap seal primers is 20 to 80 p.s.i. All three models are listed with I.A.P.M.O. and C.S.A. and are tested and certified to the A.S.S.E. Standard 1018 and are so marked. U.S. Patent # 6,152,164


MODEL NO.	A	B	PIPE FLATS	DRAINS SERVED	REPLACEMENT FILTER SCREEN (-RF)	REPLACEMENT CARTRIDGE (-RC)
MR-500-NPB	4 1/8"	1 1/4"	1 1/8"	6	See current TSP Price Book	See current TSP Price Book
M1-500-NPB	4 1/8"	1 1/4"	1 1/8"	10		
M2-500-NPB	4 1/8"	1 1/4"	1 1/8"	3		

MODEL NO.	DESCRIPTION	LIST PRICE	SHIP WEIGHT (Lbs.)	CARTON QTY.	CARTON WEIGHT (Lbs.)
MR-500-NPB	Up to 6 drain	See current TSP Price Book	.75	25	18.35
M1-500-NPB	Up to 10 drains		.75	25	18.35
M2-500-NPB	Up to 3 drains		.75	25	18.35

See current TSP Price Book for List Prices and discount structure of M-500 and MI-DU Series of products.

MI-DU TRAP SEAL PRIMER DISTRIBUTION UNIT

MIFAB'S MI-DU trap seal primer distribution unit is engineered to receive a metered amount of water from a trap seal primer and distribute the water equally to either two, three or four floor drain traps. Choose from either 1/2" or 5/8" compression connections by indicating suffix (-500) for 1/2" or suffix (-625) for 5/8". The lid of the distribution unit has the numbers "2", "3" and "4" marked on it. The body of the distribution unit has a guide marker on the top of the body. The numbers and the guide marker are positioned by removing the three screws in the lid of the unit and rotating the lid to match the appropriate numbers with the guide marker to provide priming for the desired number of drains. Do not over torque the three lid screws when securing the lid back to the body. It is not necessary to install MIFAB'S distribution unit perfectly level. The unique design will distribute water uniformly when out of level up to 5 degrees. Model MI-DU is listed with I.A.P.M.O.



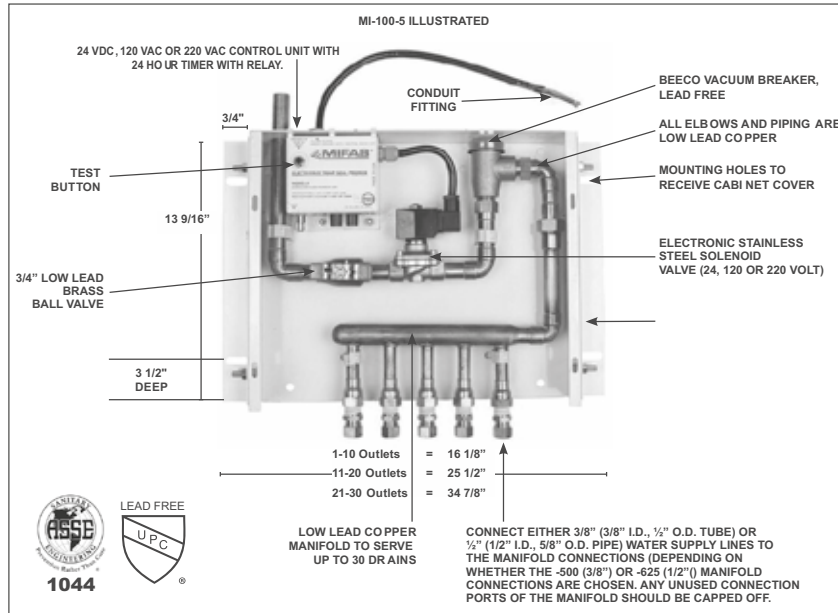
MODEL NO.	DESCRIPTION	LIST PRICE -500 (-1/2" compression)	LIST PRICE -625 (-5/8" compression)	SHIP WEIGHT (Lbs.)	CARTON QTY.	CARTON WEIGHT (Lbs.)
MI-DU-500 OR MI-DU-625	Trap Seal Primer Distribution unit that serves two, three or four floor drain traps.	See current TSP Price Book	See current TSP Price Book	.75	6	4.50

MI-100 ENCLOSED ELECTRONIC TRAP SEAL PRIMER

MI-100

MI-100 ENGINEERED FOR EQUAL DISTRIBUTION AT ALL PORTS

The perfect solution to keep sewer gas from entering the building from seldom used floor drains. The MI-100 can be located anywhere in the water supply and is engineered to permit the building owner to adjust the frequency and amount of water delivery through a timer and solenoid valve. An engineered distribution manifold ensures that a minimum of 2 ounces of water are delivered equally to every port over a twenty four hour period. The unit must be mounted 12" above the finished floor for every 20' of trap water line. The MI-100 can be installed with a MIFAB MI-100-AD access door. It can be installed up to 5° out of plumb. The system is capable of priming from 1 to 10 floor drain traps. The MI-100 is practical to serve many floor drain traps in infrequently used buildings such as convention centers and sports facilities. The MI-100 may be installed flush or surface mounted.



MODEL NUMBER	DESCRIPTION	WEIGHT (lbs)	LIST PRICE
MI-100-5	1-5 opening distribution unit w/ flush mounted box	25	See current TSP Price Book
MI-100-10	6-10 opening distribution unit w/ flush mounted box	26	See current TSP Price Book

ELECTRONIC TRAP SEAL PRIMERS

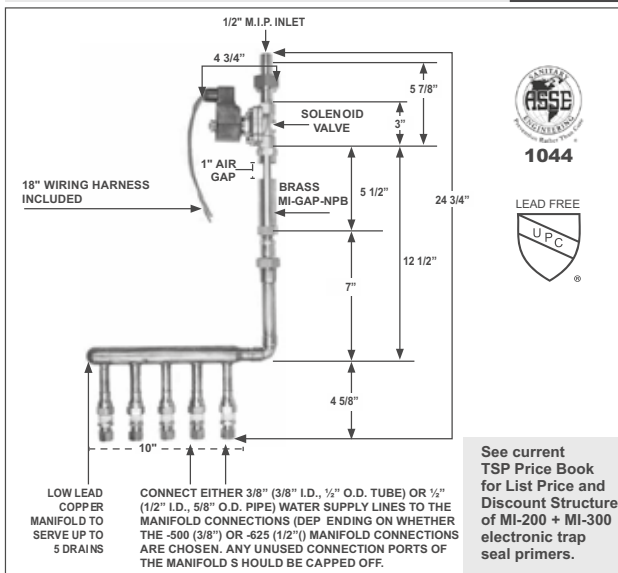
SEE CURRENT TSP PRICE BOOK FOR LIST PRICES AND DISCOUNT STRUCTURE OF MI-100 SERIES OF ELECTRONIC TRAP SEAL PRIMERS

MI-100 OPTIONAL VARIATIONS:

SUFFIX	DESCRIPTION	LIST PRICE	SUFFIX	DESCRIPTION	LIST PRICE
-AD	Custom access door to fit cabinet	See current TSP Price Book	- 24	24 VDC	See current TSP Price Book
			-120	120 VAC	See current TSP Price Book

ELECTRONIC TRAP SEAL PRIMER WITH AIR GAP

MI-200

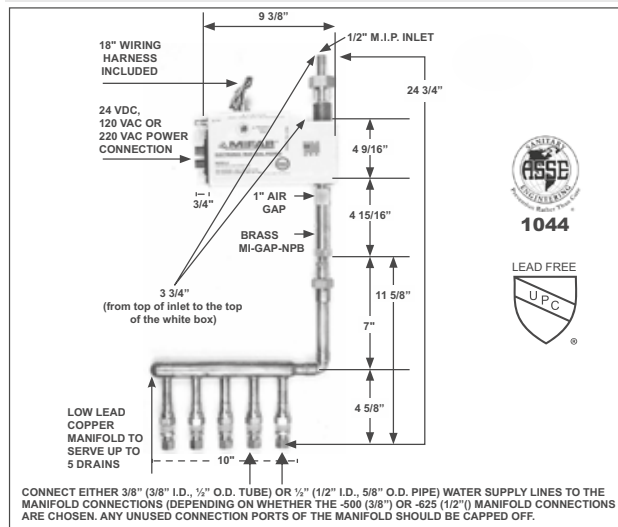


The MI-200 is engineered to connect to the voltage building energy management system used to manage the services in commercial, educational and institutional buildings. It can be located anywhere in the water supply. A manifold is provided as part of the assembly so that up to 5 drains can be served. The MI-200 is practical for infrequently used buildings such as convention centers and sports facilities. The MI-200 is manufactured in accordance with ANSI/ASME A112.1.2 air gap in plumbing systems Standard. UA1818 access door is suggested for access to the MI-200 when installed into the wall. NOTE: Timer not included.

MODEL NUMBER	DESCRIPTION	WEIGHT (lbs)	LIST PRICE
MI-200-24 VDC	24 VDC	2	See current TSP Price Book

ELECTRONIC TRAP SEAL PRIMER WITH AIR GAP, DISTRIBUTION UNIT AND CONTROL PANEL

MI-300

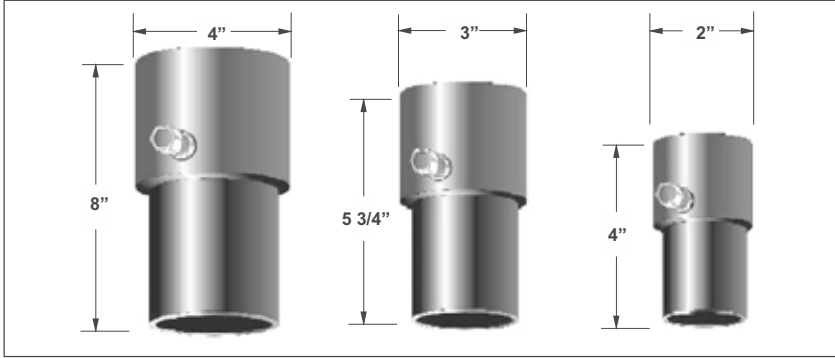


The MI-300 is manufactured with a stainless steel solenoid valve, air gap manifold and electronic controller. The water discharge frequency can be adjusted to meet the building's needs. The MI-300 can be located anywhere in the water supply. A manifold is connected to the bottom of the MI-300 to serve up to 5 drains. The MI-300 is practical for infrequently used buildings such as convention centers and sports facilities. The MI-300 is manufactured in accordance with ANSI/ASME A112.1.2 air gap in plumbing systems Standard. UA 18x18 access door is suggested for access to

MODEL NUMBER	DESCRIPTION	WEIGHT (lbs)	LIST PRICE
MI-300-500-24 VDC	24 VDC	4	See current TSP Price Book
MI-300-625-24 VDC	24 VDC	4	
MI-300-500-120 VAC	120 VAC	4	
MI-300-625-120 VAC	120 VAC	4	

MI-600 ABS OR PVC "P-TRAP" TRAP SEAL PRIMER CONNECTOR

MI-600



NOTE: 1/2" connections for 3/8" copper pipe.
5/8" connections for 1/2" copper pipe.

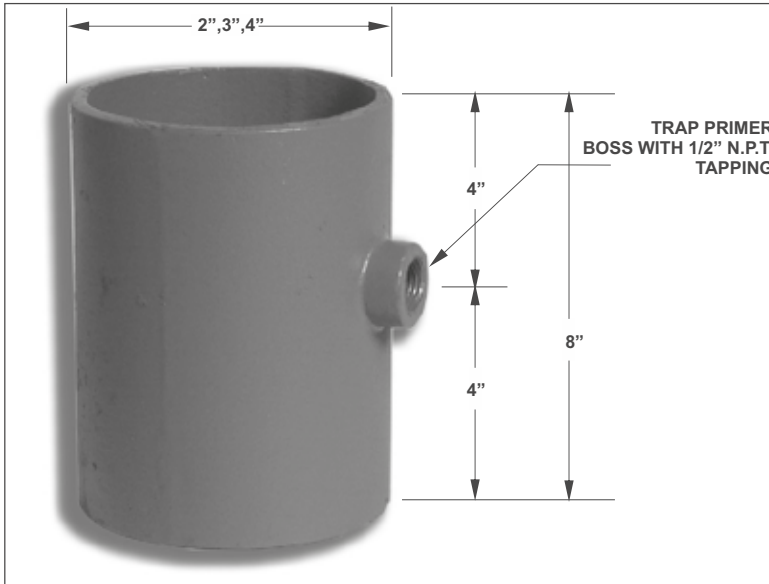
SEE CURRENT TSP PRICE BOOK
FOR LIST PRICES
AND
DISCOUNT STRUCTURE
OF MI-600 SERIES
OF TRAP SEAL PRIMERS

TRAP SEAL PRIMERS

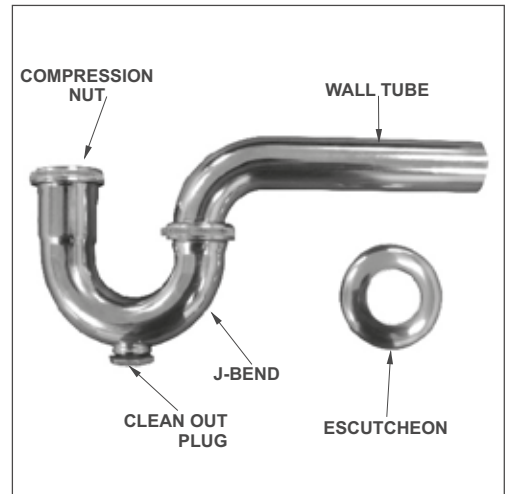
MODEL NO.	CONNECTION SIZE	COMPRESSION CONNECTION SIZE	MATERIAL	CARTON WEIGHT (Lbs.)	CARTON QTY.	WEIGHT (Lbs.)	LIST PRICE
MI-602	2"	1/2"	ABS	.30	24	7.20	See current TSP Price Book
MI-603	3"	1/2"	ABS	.50	18	9.00	
MI-604	4"	1/2"	ABS	.70	12	8.40	
MI-612	2"	5/8"	ABS	.30	24	7.2	
MI-613	3"	5/8"	ABS	.50	18	9.00	
MI-614	4"	5/8"	ABS	.70	12	8.40	
MI-622	2"	1/2"	PVC	.30	24	7.20	
MI-623	3"	1/2"	PVC	.50	18	9.00	
MI-624	4"	1/2"	PVC	.70	12	8.40	
MI-632	2"	5/8"	PVC	.30	24	7.20	
MI-633	3"	5/8"	PVC	.50	18	9.00	
MI-634	4"	5/8"	PVC	.70	12	8.40	

MI-600-50 CAST IRON P-TRAP SEAL PRIMER CONNECTOR

MI-730

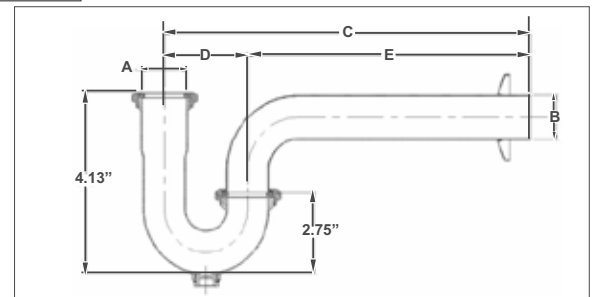


POLISHED CHROME PLATED BRASS P-TRAP



MODEL NUMBER	PIPE SIZE	DESCRIPTION	LIST PRICE
MI-602,3,4-50	2", 3", 4"	Cast iron Trap Primer Adapter	\$ 175.00

MI-600-50 OPTIONAL VARIATIONS:		
SUFFIX	DESCRIPTION	LIST PRICE
-13	All galvanized	\$ 89.00




MI-730	MODEL NUMBER	A SLIP NUT INLET	A OUTLET	GAUGE	C	DIMENSIONS D	E	LIST PRICE
	MI-730-125	1 1/4"	1 1/4"	17	11 1/4"	3 1/4"	8"	\$ 324.00
	MI-730-150	1 1/2"	1 1/2"	17	12 1/2"	3 1/2"	9"	\$ 366.00

MI-700 GRAVITY FED TRAP SEAL PRIMERS

MI-700

MIFAB's MI-700 Series trap seal primers are engineered to prime one floor drain trap that is no further than twenty feet from the fixture supplying the prime. A 1/2" (13) O.D. copper make-up water line connecting the trap seal primer to the floor drain trap is recommended for the M-700 & MI-701

Note: S.S. braided supply pipe w/escutcheon is available for the MI-702 (option -BH)



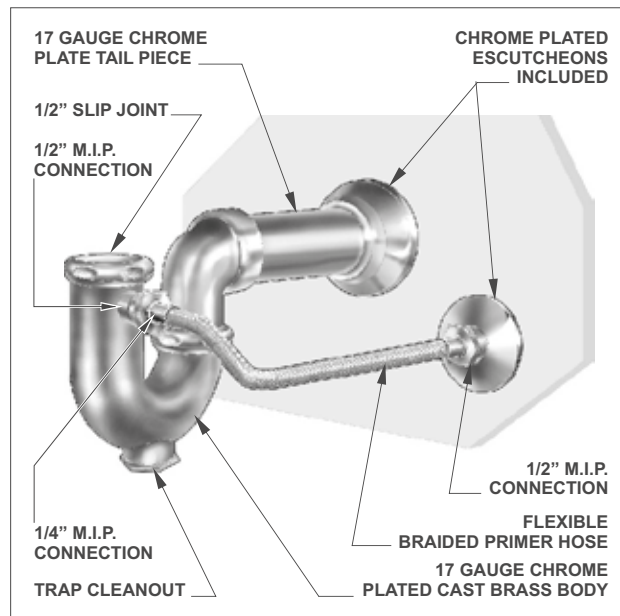
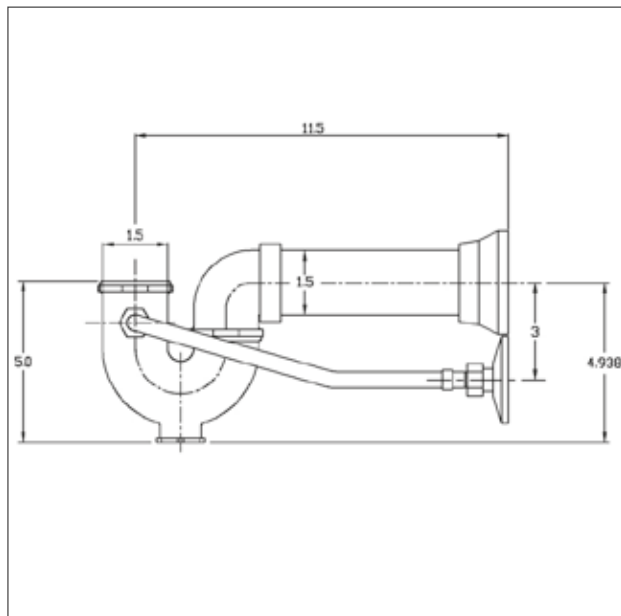
TRAP SEAL PRIMERS

SEE CURRENT TSP PRICE BOOK FOR LIST PRICES AND DISCOUNT STRUCTURE OF MI-700 SERIES OF GRAVITY FED TRAP SEAL PRIMERS

MODEL NO.	DESCRIPTION	LIST PRICE	SHIP WEIGHT (Lbs.)	CARTON QTY.	CARTON WEIGHT (Lbs.)
MI-700	1 1/4" Lavatory Trap seal Primer	See current TSP Price Book	0.75	20	15.00
MI-701	1 1/2" Valve Trap seal Primer		1.25	20	25.00
MI-702-9.5	1 1/2" Valve Trap seal Primer w/ VB, 9 1/2" long		1.25	20	25.00
MI-702-12.5	1 1/2" Valve Trap seal Primer w/ VB, 12 1/2" long		1.50	20	30.00
MI-702-15.5	1 1/2" Valve Trap seal Primer w/ VB, 15 1/2" long		1.75	20	35.00
MI-702-23	1 1/2" Valve Trap seal Primer w/ VB, 23" long		2.25	20	45.00

MI-750 TAILPIECE TRAP SEAL PRIMER WITH BRAIDED CONNECTING HOSE

MI-750

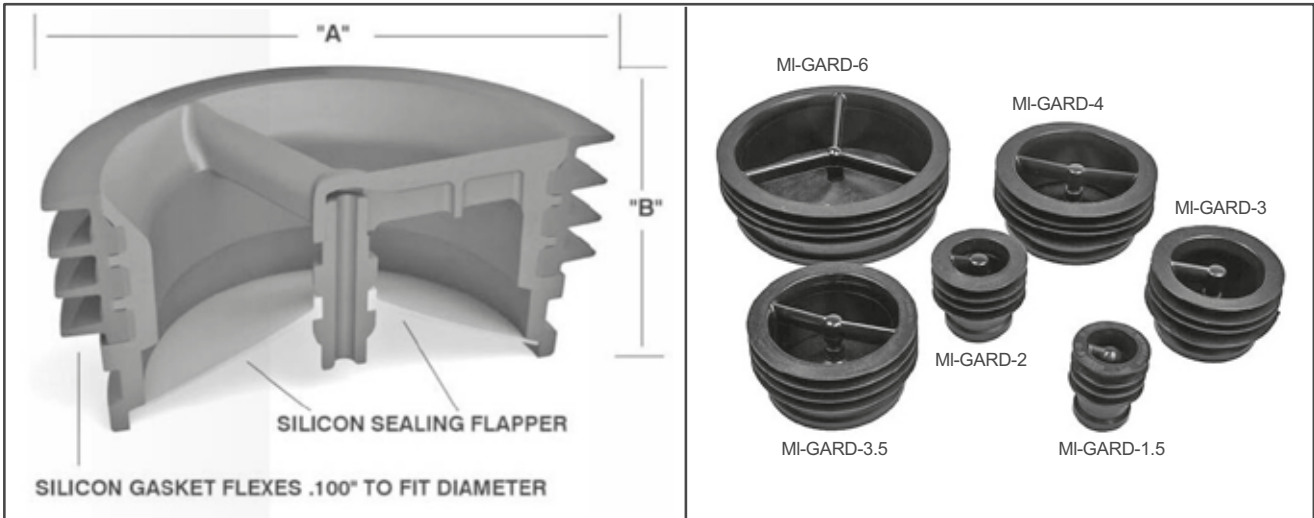


Note: Both 1 1/2" and 1 1/4" slip joint nuts are provided.

MODEL NUMBER	DESCRIPTION	LIST PRICE
MI-750	Tailpiece Trap Seal Primer	\$ 529.00

Specification: MIFAB MI-GARD® Series inline floor drain trap seal with UV resistant ABS plastic frame, silicone rubber sealing flapper and four flexible sealing ribs. Tested and certified to the ASSE 1072 Standard and listed with IAPMO. Specify connection size (1 1/2", 2", 3", 3 1/2", 4" or 6")

Function: Used in the outlet connections of floor drain bodies, or the inside of floor drain strainers to seal the opening to prevent odors, sewer gases and insects from entering up through the floor drain grate. The MI-GARD®'s four flexible silicone sealing ribs ensure easy installation into openings that have variations in size. The MI-GARD® will open to allow drainage and close when there is no water flow. The MI-GARD® can be used in either new construction or retro-fit applications where trap primers were never installed.



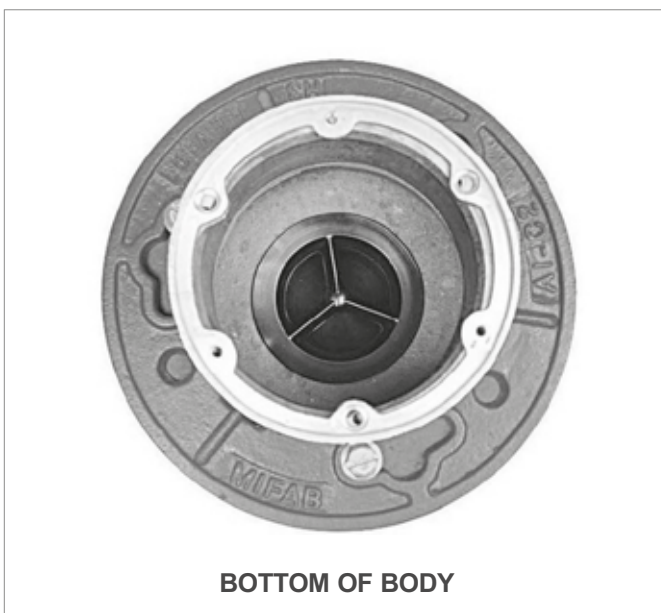
MODEL NUMBER	"A" (PIPE SIZE)	"B" (HEIGHT)
MI-GARD-1.5	1 1/2" (38)	2" (52)
MI-GARD-2	2" (51)	2" (52)
MI-GARD-3	3" (76)	2" (52)
MI-GARD-3.5	3 1/2" (89)	2" (52)
MI-GARD-4	4" (102)	2" (52)
MI-GARD-6	6" (152)	2" (52)

MI-GARD® prevents the following from entering through the top of floor drains:

- Odors and sewer gases
- Insects



Note: The MI-GARD-6 is designed in accordance with industry standards but is not tested and certified.



Installation Instructions: The MI-GARD-1.5 (1 1/2"), MI-GARD-2 (2"), MI-GARD-3 (3"), MI-GARD-3.5 (3 1/2"), MI-GARD-4 (4") and MI-GARD-6 (6") Floor Drain Trap Seal Devices install into either the outlet connections of floor drain bodies or into the inside of floor drain strainers.

To install into the outlet connections of floor drain bodies, remove the grate or strainer and place the appropriate size MI-GARD product (match the opening size 1 1/2", 2", 3", 3 1/2", 4" or 6" with the product size) into the inside of the floor drain body outlet connection. The four flexible silicone exterior sealing ribs ensure easy installation into openings that have variations in size.

LIST PRICES			
MODEL NUMBER	SIZE	LIST PRICE	CARTON QUANTITY
MI-GARD-1.5	1 1/2"	See current TSP Price Book	72
MI-GARD-2	2"		24
MI-GARD-3	3"		24
MI-GARD-3.5	3 1/2"		24
MI-GARD-4	4"		24
MI-GARD-6	6"		1

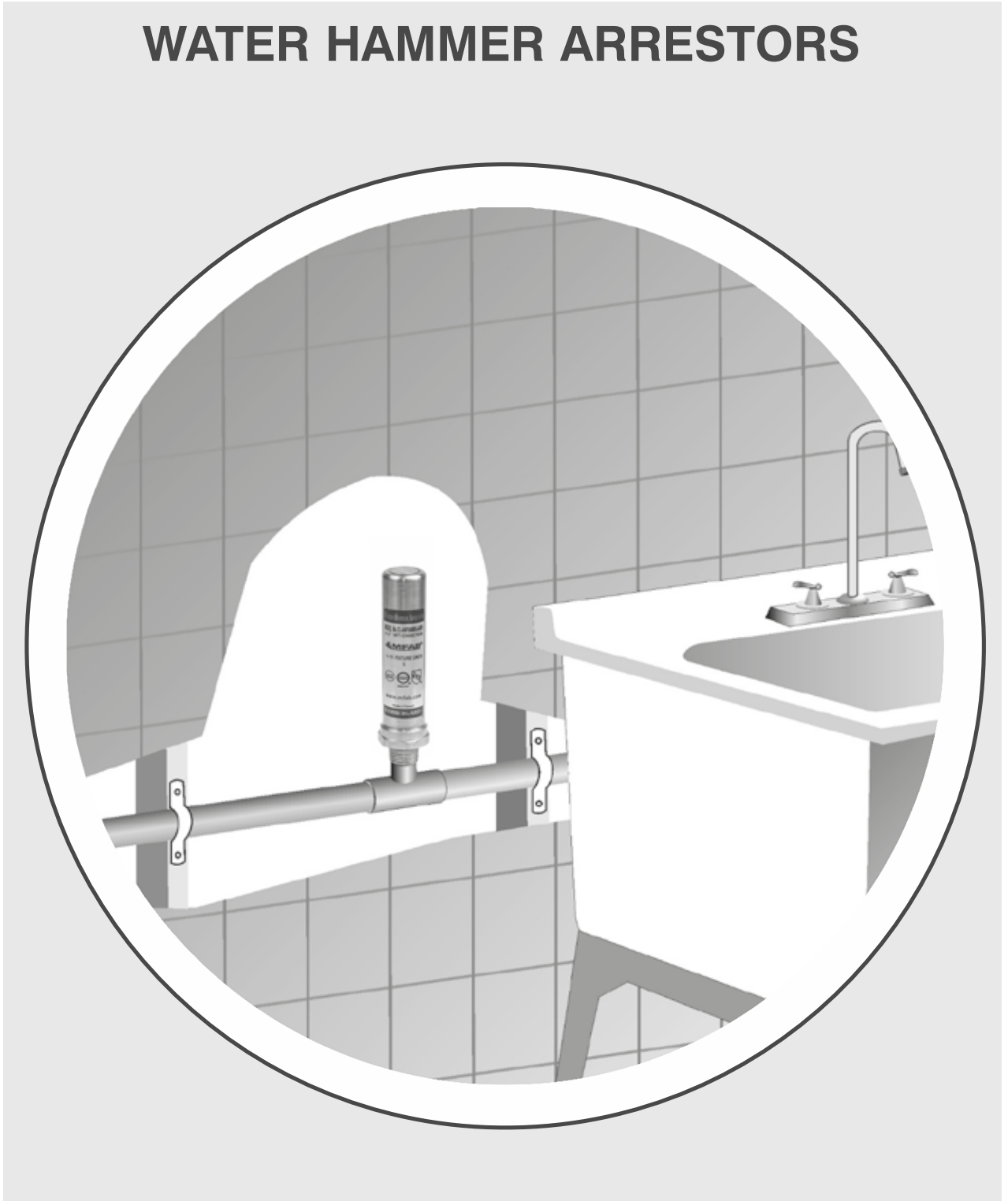
LIST PRICES FOR REPAIR PARTS - REPLACEMENT SILICONE SEALING FLAPPERS		
MODEL NUMBER	DESCRIPTION	LIST PRICE
MI-GARD-1.5-FLAP	Replacement silicone sealing flapper for MI-GARD-1.5	See current TSP Price Book
MI-GARD-2-FLAP	Replacement silicone sealing flapper for MI-GARD-2	
MI-GARD-3-FLAP	Replacement silicone sealing flapper for MI-GARD-3	
MI-GARD-3.5-FLAP	Replacement silicone sealing flapper for MI-GARD-3.5	
MI-GARD-4-FLAP	Replacement silicone sealing flapper for MI-GARD-4	
MI-GARD-6-FLAP	Replacement silicone sealing flapper for MI-GARD-6	



The silicone sealing flapper can be easily removed from all MI-GARD models and replaced with a new flapper.

MIFAB®

WATER HAMMER ARRESTORS



WATER HAMMER ARRESTORS

WATER HAMMER ARRESTOR SIZING

Single and Multiple Fixture Branch Lines

The water hammer arrestor sizing procedure for single and multiple fixtures described below conforms to that established by the American Society of Sanitary Engineers in their Standard ASSE-1010. Selection of the water hammer arrestor is based upon the total quantity of Fixture-Units on each cold and hot water branch line.

Fixture-Unit Listing

Determine the total number of Fixture-Units on each branch line by referring to the list of fixtures in Table One.

Water Hammer Arrestor Selection

Refer to Table Two and select the water hammer arrestor model with proper Fixture-Unit capacity. In long batteries of fixtures over 20 feet in length, more than one water hammer arrestor will be required. (See placement data shown below.)

WATER HAMMER ARRESTOR PLACEMENT DATA

On multiple fixture branch lines up to 20 feet in length, the water hammer arrestor should be installed on the branch line between the last two fixtures being served. The water hammer arrestor should have a Fixture-Unit rating equal to or greater than the total Fixture-Units connected to the branch line.

On multiple fixture branch lines over 20 feet in length, two water hammer arrestors should be used on each line with the second unit placed at the approximate midpoint of the line. The sum of the Fixture-Unit ratings of the water hammer arrestors on each branch should be equal to or greater than the total Fixture-Units connected to the branch line.

Table One

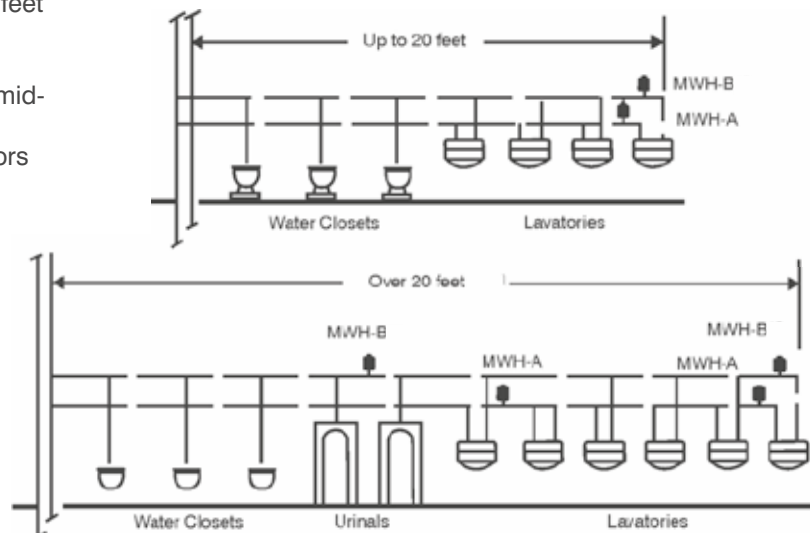
Fixture	Type of Supply Control	Weight in Fixture Units			
		Public		Private	
		C.W.	H.W.	C.W.	H.W.
Water Closet	Flush Valve	10	-	6	-
Water Closet	Flush Tank	5	-	3	-
Pedestal Urinal	Flush Valve	10	-	-	-
Stall or Wall Urinal	Flush Valve	5	-	-	-
Stall or Wall Urinal	Flush Tank	3	-	-	-
Lavatory	Faucet	1-1/2	1-1/2	1	1
Bathtub	Faucet	2	3	1-1/2	1-1/2
Shower Head	Mixing Valve	2	3	1	2
Bathroom Group	Flush Valve Closet	-	-	8	3
Bathroom Group	Flush Tank Closet	-	-	6	3
Separate Shower	Mixing Valve	-	-	1	2
Service Sink	Faucet	3	3	-	-
Laundry Tubs (1-3)	Faucet	-	-	3	3
Combination Fixture	Faucet	-	-	3	3

Table Two

Water Hammer Arrestor Model No.	A	B	C	D	E	F
Fixture Unit Capacity	1-11	12-32	33-60	61-113	114-154	155-330

NOTES:

- (1) All sizing data in this book are based on flow velocities of 10 feet per second or less.
- (2) When the static water pressure in the line exceeds 65 psig, contact the MIFAB Engr. Dept.
- (3) If the fixture-unit total has 1/2" fraction, it is to be "rounded-up" to the next larger whole number. If the total is 11-1/2 fixture units, use 12 fixture units.



(Dimension Denotes Millimeters)

WATER HAMMER ARRESTORS

MWH-NPB

PISTON TYPE WATER HAMMER ARRESTORS

MWH-NPB



- Thick walled seamless "K" copper body.
- RYTON™ PPS piston with two EPDM o-rings (Parco#5778-80) with FDA(Dow Corning™#111) approved silicone lubricant. Ribbed piston design reduces secondary shock and flared piston skirt prevents hard particles suspended in the water supply from contacting the o-rings to provide increased product life.
- Large volume air chamber provides better dampening for superior water hammer arrester performance.
- Temperature range: maximum working temperature is 250 °F
- Operating pressure: Water hammer arrestors are engineered for a flowing pressure of up to 350 p.s.i. If the system pressure exceeds 350 p.s.i., a pressure reducing valve should be installed upstream of the arrester to lower the line pressure.
- Engineered to limit the system surge pressure of 1,500 p.s.i. Tested and certified to the A.S.S.E. 1010 and ANSI A112.26.1M Standards and listed with I.A.P.M.O. Patent # 6,539,976

NOT RECOMMENDED FOR INSTALLATION IN HORIZONTAL OR INVERTED POSITION

MODEL NUMBER	ASSE RATING	FIXTURE UNITS	(A) HEIGHT	(B) PIPE SIZE	(C) WRENCH FLATS	LIST PRICE
MWH-A-NPB	A	1-11	4 1/2"	1/2"	1 1/8"	\$ 206.00
MWH-B-NPB	B	12-30	6 3/4"	3/4"	1 1/8"	\$ 409.00
MWH-C-NPB	C	31-60	6 3/4"	1"	1 1/8"	\$ 619.00
MWH-D-NPB	D	61-113	10 1/2"	1 1/4"	1 3/4"	\$ 1551.00
MWH-E-NPB	E	114-154	11 1/4"	1 1/2"	2"	\$ 1888.00
MWH-F-NPB	F	155-330	13"	2"	2 1/2"	\$ 2151.00

WHB

STAINLESS STEEL BELLOWS

WHB

TYPE WATER HAMMER ARRESTORS

WATER HAMMER ARRESTORS



MODEL NUMBER	PDI RATING	FIXTURE UNITS	PIPE SIZE	"A" HEIGHT	"B" CONN. SIZE	"C" DIAMETER	LIST PRICE
WHB-A	A	1-11	3/4"	3 3/8"	3/4"	3 3/8"	\$ 500.00
WHB-B	B	12-30	1"	4"	1"	3 3/8"	\$ 1010.00
WHB-C	C	31-60	1"	4 3/8"	1"	3 3/8"	\$ 1519.00
WHB-D	D	61-113	1"	5 3/8"	1"	3 3/8"	\$ 3802.00
WHB-E	E	114-154	1"	7 1/4"	1"	3 3/8"	\$ 4293.00
WHB-F	F	155-330	1"	7 1/4"	1"	3 3/8"	\$ 5276.00





WHS WATER HAMMER ARRESTORS FOR HEAVY EQUIPMENT
WHS


MODEL NUMBER	NOMINAL GAS CAPACITY (Cubic Inches)	FLUID DISPLACEMENT (Cubic Inches)	HOUSING SIZE DIA. (Inches)	HOUSING SIZE HEIGHT (Inches)	CONNECTION SIZE	APPROXIMATE WEIGHT (LBS.)	LIST PRICE
WHS-11	100	60	10 1/2"	8"	2" Nipple	70	P.O.A.
WHS-12	200	120	10 1/2"	10"	2" Nipple	80	P.O.A.
WHS-13	500	300	16"	10 3/4"	2" Nipple	140	P.O.A.
WHS-14	1,000	600	16"	14"	2" Nipple	150	P.O.A.
WHS-15	2,000	1,200	24"	18"	3" Flange	300	P.O.A.
WHS-16	5,000	3,000	24"	22 3/4"	3" Flange	350	P.O.A.
WHS-17	10,000	6,000	36"	25"	4" Flange	570	P.O.A.
WHS-17S	25,000	15,000	42"	40"	6" Flange	2200	P.O.A.
WHS-18	50,000	30,000	48"	47"	6" Flange	3000	P.O.A.

WATER HAMMER ARRESTORS

A1 BODY

FOR: F1000, F1100, F1300, F1320 and F1420 Series floor drains, R1100 Series roof drains, C1000 and C1100 Series cleanouts

A1 BODY		PART NO.	DESCRIPTION	PIPE SIZE	CARTON QTY.	CARTON WT. (LBS.)	LIST PRICE	
   <p>A1-2, 3, 4T-90-90-7 A1 Threaded Side Outlet body</p>	Find this part in MIFAB literature by this component icon:		A1-2,3,4NH-7	Cast Iron, no hub with 1/2" NPT trap seal primer tapping	2", 3", 4"	8/8/8	39/39/39	\$ 101.00
	A1-5,6NH-7	Cast Iron, no hub with 1/2" NPT trap seal primer tapping	5", 6"	8/8	37/87	\$ 597.00		
	A1-2,3,4-30-7	PVC, Socket Weld with 1/2" NPT trap seal primer tapping	2", 3", 4"	12/10/8	8/7.5/6.5	\$ 101.00		
	A1-2,3,4-31-7	ABS, Socket Weld with 1/2" NPT trap seal primer tapping	2", 3", 4"	12/10/8	8/7.5/6.5	\$ 101.00		
	A1-2,3,4P-7	Cast Iron, push-on with 1/2" NPT trap seal primer tapping	2", 3", 4"	8/8/8	45/45/56	\$ 101.00		
	A1-6P-7	Cast Iron, push-on with 1/2" NPT trap seal primer tapping	6"	4	50	\$ 597.00		
	A1-2,3,4T-7	Cast Iron, threaded with 1/2" NPT trap seal primer tapping	2", 3", 4"	8/8/8	40/40/40	\$ 173.00		
	A1-5T-7	Cast Iron, threaded with 1/2" NPT trap seal primer tapping	5"	4	40	\$ 597.00		
	A1-2,3,4X-7	Cast Iron, inside caulk with 1/2" NPT trap seal primer tapping	2", 3", 4"	4/4/4	45/45/35	\$ 101.00		
	A1-5X-7	Cast Iron, inside caulk with 1/2" NPT trap seal primer tapping	5"	4	50	\$ 597.00		
	A1-2,3,4-28-7	Cast 304 SS, no hub with 1/2" NPT trap seal primer tapping	2", 3", 4"	NA	NA	\$ 1196.00		
	A1-2,3T-90-7	Cast Iron, threaded side outlet	2", 3"	NA	NA	\$ 299.00		
	A1-2,3-90-NH-7	Cast Iron, no hub side outlet	2", 3"	NA	NA	\$ 299.00		
	A1-4T-90-7	Cast Iron, threaded side outlet	4"	NA	NA	\$ 473.00		
	A1-4-90-NH-7	Cast Iron, no hub side outlet	4"	NA	NA	\$ 473.00		

A5 BODY

PART NO.	DESCRIPTION	WEIGHT (LBS.)	LIST PRICE
A5-2,3,4,6-NH	Cast iron, no hub connection body	.10	\$ 229.00
A5-2,3,4,6X	Cast iron, inside caulk connection body	.10	\$ 229.00

PART NO.	DESCRIPTION	WEIGHT (LBS.)	LIST PRICE
C1442	"T-cone" style plastic closure plug w/ neoprene compression gasket, 2"	.50	\$ 330.00
C1443	"T-cone" style plastic closure plug w/ neoprene compression gasket, 3"	.75	\$ 330.00
C1444	"T-cone" style plastic closure plug w/ neoprene compression gasket, 4"	1.00	\$ 330.00

Note: for use in No Hub and Plastic Socket outlet bodies only.

A2 BODY

FOR: F1330C, F1340, F1360, F1430C, F1440, Series Floor Drains, R1200 Series Roof Drains

A2 BODY		PART NO.	DESCRIPTION	PIPE SIZE	WEIGHT (LBS.)	LIST PRICE	
   <p>A2-2, 3, 4T-90-7 A2 Threaded side outlet body</p>	Find this part in MIFAB literature by this component icon:		A2-2,3,4NH-7	Cast Iron, no hub w/ 1/2" NPT trap primer tapping	2", 3", 4"	15.00	\$ 292.00
	A2-5,6NH-7	Cast Iron, no hub w/ 1/2" NPT trap primer tapping	5", 6"	15.00	\$ 570.00		
	A2-8NH-7	Cast Iron, no hub w/ 1/2" NPT trap primer tapping	8"	18.00	\$ 845.00		
	A2-2,3,4-30-7	PVC, Socket Weld w/ 1/2" NPT trap primer tapping	2", 3", 4"	14.00	\$ 292.00		
	A2-2,3,4-31-7	ABS, Socket Weld w/ 1/2" NPT trap primer tapping	2", 3", 4"	14.00	\$ 292.00		
	A2-2,3,4P-7	Cast Iron, push-on w/ 1/2" NPT trap primer tapping	2", 3", 4"	15.00	\$ 292.00		
	A2-6P-7	Cast Iron, push-on w/ 1/2" NPT trap primer tapping	6"	15.00	\$ 845.00		
	A2-2,3,4T-7	Cast Iron, threaded w/ 1/2" NPT trap primer tapping	2", 3", 4"	15.00	\$ 363.00		
	A2-5,6T-7	Cast Iron, threaded w/ 1/2" NPT trap primer tapping	5", 6"	15.00	\$ 642.00		
	A2-2,3,4X-7	Cast Iron, inside caulk w/ 1/2" NPT trap primer tapping	2", 3", 4"	15.00	\$ 292.00		
	A2-5,6X-7	Cast Iron, inside caulk w/ 1/2" NPT trap primer tapping	5", 6"	15.00	\$ 570.00		
	A2-2,3,4T-90-7	Cast Iron, with threaded side outlet	2", 3", 4"	20.00	\$ 626.00		
	A2-2,3,4-90-NH-7	Cast Iron, with no hub side outlet	2", 3", 4"	22.00	\$ 626.00		

A3 BODY		A8 BODY	
List price of A3 body is \$ 588.00		PART NO.	DESCRIPTION
		A8-2,3,4NH	Cast iron, no hub
		A8-5,6NH	Cast iron, no hub
		A8-2,3,4X	Cast iron, inside caulk
		A8-5,6X	Cast iron, inside caulk

FOR -11 and -13 coatings on A1 bodies, see page 33 for List Price adders. See page 131 for A2 bodies

A3-PG-Transition Body Gasket

List Price A3-PG - Transition Body Gasket - \$61.00



POG "PUSH ON GASKET"

Note: Push on gasket fits all plastic schedule 40 & service weight cast iron pipe. For 6" push on gasket, specify POG-6 or POG-6-PVC for either C.I. or PVC pipe. Add Suffix - PVC to model number when PVC gasket is required.



PART NO.	DESCRIPTION	WEIGHT (LBS.)	LIST PRICE
POG-2	2" Push-on neoprene gasket for all MIFAB A1, A2, A3, A4 bodies (PVC + Cl. pipe)	.75	\$ 28.00
POG-3	3" Push-on neoprene gasket for all MIFAB A1, A2, A3, A4 bodies (PVC + Cl. pipe)	1.00	\$ 28.00
POG-4	4" Push-on neoprene gasket for all MIFAB A1, A2, A3, A4 bodies (PVC + Cl. pipe)	1.25	\$ 28.00
POG-6	6" Push-on neoprene gasket for all MIFAB A1, A2, A3, A4 bodies (Cl. pipe) (Black color)	1.75	\$ 53.00
POG-6-PVC	6" Push-on neoprene gasket for all MIFAB A1, A2, A3, A4 bodies (PVC pipe only) (White color)	1.75	\$ 53.00

PARTS

PARTS

A4 BODY PART NO.	DESCRIPTION	PIPE SIZE	CARTON QTY.	CARTON WT. LBS.	LIST PRICE
A4-2,3,4NH-7	Cast Iron, no hub with trap seal primer tapping	2", 3", 4"	9	20.00	\$ 101.00
A4-2,3,4-30-7	PVC Socket Weld with trap seal primer tapping	2", 3", 4"	27(2")/18(3",4")	22/16/17	\$ 101.00
A4-2,3,4-31-7	ABS Socket Weld with trap seal primer tapping	2", 3", 4"	27(2")/18(3",4")	22/16/17	\$ 101.00
A4-2,3,4P-7	Cast Iron, push-on with trap seal primer tapping	2", 3", 4"	9	43.00	\$ 101.00
A4-34B	Threaded brass tapered closure plug fits all A4 bodies			N/A	\$ 175.00
A4-34P	Threaded plastic tapered closure plug fits all A4 bodies			N/A	\$ 106.00




A7 BODY for R1260 SERIES ROOF DRAINS				
PART NO.	DESCRIPTION	PIPE SIZE	WEIGHT (Lbs.)	LIST PRICE
A7-8X	Cast iron, inside caulk with	8"	25.00	\$ 1324.00
A7-10NH	Cast iron, no hub with	10"	24.00	\$ 1324.00
A7-12NH	Cast iron, no hub with	12"	21.00	\$ 1673.00




Find this part in MIFAB literature by this component icon:



CLAMPS				
PART NO.	DESCRIPTION	WEIGHT (Lbs.)	LIST PRICE	
A1-C1	Low rough-in membrane clamp used where top assembly threads into body	1.50	\$ 74.00	
A1-C1-28	Low rough-in 304-SS membrane clamp	1.50	\$ 1180.00	

Find this part in MIFAB literature by this component icon:




INCLUDES HS-1 HARDWARE PACK AT NO CHARGE

PART NO.	DESCRIPTION	WEIGHT (Lbs.)	LIST PRICE	
A1-C2	High rough-in membrane clamp for all 8" diameter A1 bodies to receive threaded top assemblies	2.50	\$ 74.00	


Find this part in MIFAB literature by this component icon:




INCLUDES HS-1 HARDWARE PACK AT NO CHARGE

PART NO.	DESCRIPTION	WEIGHT (Lbs.)	LIST PRICE	
A1-C3	Membrane clamp and dome receiver w/ integral gravel stop adjustable extension ring and/or underdeck clamp for all drains using A1 bodies.	2.00	\$ 136.00	
A1-C3-CO	A1-C3 with cutaway side	1.75	\$ 136.00	

Find this part in MIFAB literature by this component icon:




INCLUDES HS-1 HARDWARE PACK AT NO CHARGE

PART NO.	DESCRIPTION	WEIGHT (Lbs.)	LIST PRICE	
A1-WD	Membrane Clamp and dome receiver with integral 2" water dam for all 8" diameter A1 bodies	3.75	\$ 311.00	


Find this part in MIFAB literature by this component icon:



INCLUDES HS-1 HARDWARE PACK AT NO CHARGE

PART NO.	DESCRIPTION	WEIGHT (Lbs.)	LIST PRICE	
A2-C3	Membrane clamp and dome receiver w/ integral gravel stop. Adjustable extension ring and or underdeck clamp for all drains using A2 bodies	6.75	\$ 220.00	

Find this part in MIFAB literature by this component icon:




INCLUDES HS-1 HARDWARE PACK AT NO CHARGE

PART NO.	DESCRIPTION	WEIGHT (Lbs.)	LIST PRICE	
A2-C3-CO	Underdeck Clamp with cut-out to install around existing roof drain piping and A2-90 side outlet bodies	5.75	\$ 443.00	

Find this part in MIFAB literature by this component icon:




PART NO.	DESCRIPTION	WEIGHT (Lbs.)	LIST PRICE	
A2-C3-W	Membrane clamp and dome receiver threaded for 4" standpipe w/integral gravel stop	9.50	\$ 428.00	
A2-C3-W6	As above, threaded for 6" standpipe	8.00	\$ 562.00	
A2-C3-WD	Membrane clamp threaded with 4" NPSM for floor drains	9.50	\$ 428.00	

Find this part in MIFAB literature by this component icon:



INCLUDES HS-1 HARDWARE PACK AT NO CHARGE

PART NO.	DESCRIPTION	WEIGHT (Lbs.)	LIST PRICE	
A2-WD	Membrane clamp and dome receiver w/integral 2" water dam for all drains using A2 bodies	10.00	\$ 430.00	



Find this part in MIFAB literature by this component icon:





INCLUDES HS-1 HARDWARE PACK AT NO CHARGE

PARTS



CLAMPS HARDWARE PARTS

 <p>Find this part in MIFAB literature by this component icon:</p>	A368-DC	PART NO.	DESCRIPTION	WEIGHT (LBS.)	LIST PRICE
		A368-DC	Deck Clamp and extension ring for all drains using A2-8NH bodies	6.25	\$220.00



INCLUDES HS-3 HARDWARE PACK AT NO CHARGE!

 <p>Find this part in MIFAB literature by this component icon:</p>	A7-C3	PART NO.	DESCRIPTION	WEIGHT (LBS.)	LIST PRICE
		A7-C3	Membrane Clamp and dome receiver w/ integral gravel stop for all drains using A7 bodies	7.50	\$220.00


INCLUDES HS-7 HARDWARE PACK AT NO CHARGE!

 <p>Find this part in MIFAB literature by this component icon:</p>	A7-UDC-10	PART NO.	DESCRIPTION	WEIGHT (LBS.)	LIST PRICE
		A7-UDC-10	Underdeck Clamp and/or adjustable extension ring for R1261 10" no hub outlet large capacity roof drain	8.50	\$220.00


INCLUDES HS-8 HARDWARE PACK AT NO CHARGE!



 <p>Find this part in MIFAB literature by this component icon:</p>	A7-UDC-12	PART NO.	DESCRIPTION	WEIGHT (LBS.)	LIST PRICE
		A7-UDC-12	Underdeck Clamp and/or adjustable extension ring for R1262 12" no hub outlet large capacity roof drain	10.00	\$220.00



INCLUDES HS-8 HARDWARE PACK AT NO CHARGE!



	PART NO.	DESCRIPTION	WEIGHT (LBS.)	LIST PRICE
	R1810	Universal Membrane Clamp Bolts directly onto all MIFAB A2 bodies and roof drains from the following manufacturers: Josam, J. R. Smith, Wade, Watts & Zurn	8.75	\$266.00


INCLUDES HS-9 HARDWARE PACK AT NO CHARGE!


 <p>A5-C3 A5-WD</p>	PART NO.	DESCRIPTION	WEIGHT (LBS.)	LIST PRICE
	A5-C3	Membrane clamp and dome receiver w/ integral gravel stop. Adjustable extension ring and/or underdeck clamp for all drains using A5 bodies.	5.00	\$136.00
	A5-WD	Membrane clamp and dome receiver w/ integral 2" water dam for all drains using A5 bodies.	7.50	\$311.00


 <p>Find this part in MIFAB literature by this component icon:</p>	HS-1	PART NO.	DESCRIPTION	WEIGHT (LBS.)	LIST PRICE
		HS-1	3 hex head cap screws for assembling membrane clamps to floor and roof drains (5/16" x 7/8")	.20	\$9.00

 <p>Find this part in MIFAB literature by this component icon:</p>	HS-2	PART NO.	DESCRIPTION	WEIGHT (LBS.)	LIST PRICE
		HS-2	Set of 3 studs, washers and nuts for use with A2-SR siphonic roof drains (5/16" x 2-3/4")	.75	\$15.00

 <p>Find this part in MIFAB literature by this component icon:</p>	HS-3	PART NO.	DESCRIPTION	WEIGHT (LBS.)	LIST PRICE
		HS-3	Set of 3 studs, 9 washers and nuts for assembling deck clamps (-U) and/or extensions (-E) (5/16" x 10")	1.50	\$26.00



 <p>HS-4 HS-5</p>	PART NO.	DESCRIPTION	WEIGHT (LBS.)	LIST PRICE
	HS-4	Set of 3 hex head bolts for assembling (A2-V2) fixed extension to A2 body (5/16" x 2")	.50	\$17.00
	HS-5	Set of 3 hex head bolts for assembling (A2-V3) fixed extension to A2 body (5/16" x 3")	.75	\$22.00

 <p>HS-6</p>	PART NO.	DESCRIPTION	WEIGHT (Lbs.)	LIST PRICE
	HS-6	Set of 3 hex head bolts for assembling A2-V4 fixed extension to A2 body (5/16" x 4")	1.25	\$22.00





 <p>HS-7 HS-8</p>	PART NO.	DESCRIPTION	WEIGHT (Lbs.)	LIST PRICE
	HS-7	Set of 4 studs, washers and nuts for assembling A7-C3 membrane clamp to top of A7 body (5/16" x 2-3/4")	.50	\$18.00
	HS-8	Set of 4 studs, 12 washers and nuts for assembling deck clamps (-U) and/or extensions (-E) to the underside of the A7 body (5/16" x 10")	1.00	\$28.00

PARTS

PARTS

PART NO.	DESCRIPTION	WEIGHT (Lbs.)	LIST PRICE	
HS-9	Set of 4 studs, nuts & washers for the R1810 universal membrane clamp when retrofitting to Zurn, Smith, Wade, Josam roof drains* (3/8" x 2-3/4") * Use HS-2 for Watts or when installing on MIFAB R1200 Series Roof Drains (5/16" x 2-3/4")	.50	\$20.00	
HS-10	Set of 3 hex head bolts for assembling A7-V2 fixed extension to A7 body.	.50	\$17.00	
HS-11	Set of 3 hex head bolts for assembling A7-V3 fixed extension to A7 body.	.75	\$22.00	
HS-12	Set of 3 hex head bolts for assembling A7-V4 fixed extension to A7 body.	1.25	\$22.00	
HS-20	Set of 3 brackets and hardware for assembling the A2-BP bearing pan to the underside of the A2 body (5/16" x 3/4") (Shipped Standard with all A2-BP)	.50	\$12.00	



EXTENSIONS

PART NO.	DESCRIPTION	WEIGHT (Lbs.)	LIST PRICE			
DD-50	Cast iron extension for all floor drains with adjustable top assemblies which thread into A1 bodies	2.25	\$125.00		Find this part in MIFAB literature by this component icon:	
A2-V2	2" Cast iron fixed extension for A2 body with gasket and hardware	8.00	\$599.00		Find this part in MIFAB literature by this component icon:	
A2-V3	3" Cast iron fixed extension for A2 body with gasket and hardware	10.00	\$599.00			
A2-V4	4" Cast iron fixed extension for A2 body with gasket and hardware	12.50	\$599.00			

(*) DENOTES EXTENSION HEIGHT (IN)

PART NO.	DESCRIPTION	WEIGHT (Lbs.)	LIST PRICE			
A2-XY	Cast iron adjustable extension for all drains using A2 bodies. Extension range is from 3 3/4" to 5 5/8".	15.00	\$219.00		Find this part in MIFAB literature by this component icon:	
A2-H	Cast iron adjustable extension for all drains using A2 bodies. Extension range is from 3 3/4" to 5 5/8".	15.00	\$711.00			

SPACERS

PART NO.	DESCRIPTION	WEIGHT (Lbs.)	LIST PRICE			
SPR-5-1	5" Dia. x 3/8" Nickel Bronze	.75	\$ 269.00		The SPR spacer ring can be used to adjust the height of the strainer to match any discrepancies in finished floor grade. Any number of rings can be added together. Each ring adds 3/8" of height.	
SPR-5-3	5" Dia. x 3/8" Stainless Steel	.75	\$ 269.00			
SPR-6-1	6" Dia. x 3/8" Nickel Bronze	1.00	\$ 269.00			
SPR-6-3	6" Dia. x 3/8" Stainless Steel	1.00	\$ 269.00			

Note: See page 47 for hardware required

STANDARD REINFORCED ROUND STRAINER (NICKEL BRONZE OR STAINLESS STEEL)

See page 46 & 47 for the complete range of strainer variations and materials

PART NO.	DESCRIPTION	WEIGHT (Lbs.)	LIST PRICE			
4-1	4" Dia. NB	1.00	\$ 263.00		Find this part in MIFAB literature by this component icon:	
5-(1,3)	5" Dia. NB or SS*	1.25	\$ 263.00			
6-(1,3)	6" Dia. NB or SS*	1.75	\$ 360.00			
7-(1,3)	7" Dia. NB or SS*	2.50	\$ 443.00			
8-(1,3)	8" Dia. NB or SS*	4.00	\$ 597.00			
10-(1,3)	10" Dia. NB or SS*	8.50	\$ 880.00			

* Heavy Duty Load Rated Stainless Steel at the same price as light duty nickel bronze!

(*) DENOTES STRAINER DIAMETER

STANDARD REINFORCED SQUARE STRAINER (NICKEL BRONZE OR STAINLESS STEEL)

See page 46 & 47 for the complete range of strainer variations and materials

PART NO.	DESCRIPTION	WEIGHT (Lbs.)	LIST PRICE			
S5-(1,3)	5" x 5" NB or SS*	2.00	\$ 409.00		Find this part in MIFAB literature by this component icon:	
S6-(1,3)	6" x 6" NB or SS*	3.00	\$ 477.00			
S8-(1,3)	8" x 8" NB or SS*	7.00	\$ 771.00			
S10-(1,3)	10" x 10" NB or SS*	12.00	\$1326.00			

* Heavy Duty Load Rated Stainless Steel at the same price as light duty nickel bronze!



(*) DENOTES STRAINER SIZE

DUCTILE IRON, ROUND, HEAVY DUTY STRAINER



See page 46 & 47 for the complete range of strainer variations and materials

PART NO.	DESCRIPTION	WEIGHT (Lbs.)	LIST PRICE			
X5-4	5" Dia. Ductile Iron	2.00	\$ 209.00		Find this part in MIFAB literature by this component icon:	

EF 4" ROUND FUNNEL STRAINER



 <p>Find this part in MIFAB literature by this component icon:</p>		PART NO.	DESCRIPTION	WEIGHT (Lbs.)	LIST PRICE
		EF-(1,3)	4" Round funnel strainer in NB or SS	3.25	\$ 645.00
		EF-50	4" Round funnel strainer in Cast Iron	3.50	\$ 370.00

F FUNNELS ONLY



 <p>Find this part in MIFAB literature by this component icon:</p>		PART NO.	DESCRIPTION	WEIGHT (Lbs.)	LIST PRICE
		F4-(1,3)	4" Round NB or SS funnel only	1.50	\$ 382.00
		F4-50	4" Round cast iron funnel only	1.75	\$ 161.00

NOTE: Includes 1 of H-1083 1/4-20 x 3/4 Hex head cap screw to assemble funnel to strainer and H-1081 Washer

EG 4" x 9" ELONGATED FUNNEL STRAINER

 <p>Find this part in MIFAB literature by this component icon:</p>		PART NO.	DESCRIPTION	WEIGHT (Lbs.)	LIST PRICE
		EG-(1,3)	9" Oval funnel strainer in NB or SS	4.25	\$ 1060.00
		EG-50	9" Oval funnel strainer in Cast Iron	5.25	\$ 591.00

G FUNNELS ONLY

 <p>Find this part in MIFAB literature by this component icon:</p>		PART NO.	DESCRIPTION	WEIGHT (Lbs.)	LIST PRICE
		G-(1,3)	9" NB or SS oval funnel only	2.50	\$ 797.00
		G-50	9" Cast Iron oval funnel only	3.50	\$ 150.00

NOTE: Includes 1 of H-1083 1/4-20 x 3/4 Hex head cap screw to assemble funnel to strainer and H-1081 Washer



STAINLESS STEEL DOME FOR OVERFLOW AND PLANTING AREA DRAINS

PART NO.	DESCRIPTION	WEIGHT (Lbs.)	LIST PRICE
F1830-PD-3	Cast Type 304 Stainless steel dome	2.50	\$ 343.00

REPLACEMENT STRAINER GRATES, SECURING HARDWARE & SPECIAL TOOLS

PART NO.	DESCRIPTION	GRATE DIMENSION	WEIGHT (Lbs.)	LIST PRICE
4PG-1	4" Dia. NB Grate with securing screws	3.86" DIA	.35	\$ 197.00
5PG-(1,3)	5" Dia. NB or SS Grate with securing screws	4.86" DIA	.50	\$ 197.00
5PG-4	5" Dia. Ductile Iron Grate with securing screws	4.86" DIA	.75	\$ 152.00
6PG-(1,3)	6" Dia. NB or SS Grate with securing screws	5.42" DIA	.75	\$ 269.00
7PG-(1,3)	7" Dia. NB or SS Grate with securing screws	6.61" DIA	1.00	\$ 334.00
8PG-(1,3)	8" Dia. NB or SS Grate with securing screws	7.13" DIA	1.50	\$ 449.00
10PG-(1,3)	10" Dia. NB or SS Grate with securing screws	9.72" DIA	1.90	\$ 738.00
S5PG-(1,3)	5" Sq. NB or SS Grate with securing screws	4.50" SQ	.75	\$ 311.00
S6PG-(1,3)	6" Sq. NB or SS Grate with securing screws	5.47" SQ	1.00	\$ 360.00
S8PG-(1,3)	8" Sq. NB or SS Grate with securing screws	7.44" SQ	1.75	\$ 576.00
S10PG-(1,3)	10" Sq. NB or SS Grate with securing screws	9.15" SQ	2.25	\$ 982.00

PART NO.	DESCRIPTION	GRATE DIMENSION	WEIGHT (Lbs.)	LIST PRICE
X5PG-1	5" Dia. 1/2" thick NB Grate with securing screws	4.86" DIA	.75	\$ 339.00
X6PG-1	6" Dia. 1/2" thick NB Grate with securing screws	5.42" DIA	1.00	\$ 412.00
X8PG-1	8" Dia. 1/2" thick NB Grate with securing screws	7.13" DIA	2.00	\$ 592.00
XS5PG-1	5" Sq. 1/2" thick NB Grate with securing screws	4.50" SQ	1.00	\$ 382.00
XS6PG-1	6" Sq. 1/2" thick NB Grate with securing screws	5.47" SQ	1.50	\$ 470.00
XS8PG-1	8" Sq. 1/2" thick NB Grate with securing screws	7.44" SQ	2.50	\$ 711.00

STRAINER HARDWARE

PART NO.	DESCRIPTION	WEIGHT (Lbs.)	LIST PRICE
H-1010	Standard SS Allen Head screws (3) (10-24 x 3/8" SS flat allen key)	.10	\$ 21.00
H-1039A	SS Vandal Proof screws (3) (TR25 Torx and Pin, 10-24 x 3/8")	.10	\$ 51.00
H-1032A	SS Veneer securing screws (4) Torx/Pin Drive Key (for H-1039A)	.10	\$ 53.00
H-1083	Adj. top assembly & extension set screws (3) for A2 body (1/4-20 x 3/4" Hex head cap screw)	.10	\$ 21.00
H-1033	Snake eye screw tool	1.00	\$ 106.00
H-1032A	(Tr25 Torx and Pin) Tamper proof Torx Screw	1.00	\$ 106.00
H-1042	driver "T" Strainer cover removal tool	1.00	\$ 127.00

NOTE ON REPLACEMENT GRATE FINISHES:

SUFFIX	DESCRIPTION	add to the LIST PRICE of replacement grate
-2	Polished Brass	\$ 28.00
-49	Polished Chrome Plated NB	\$ 28.00

A8 BODY PARTS

SUFFIX	DESCRIPTION	LIST PRICE
A8-PDA	Cast iron dome, hardware and membrane clamp	\$ 536.00
A8-UDC	Underdeck clamp (2 pieces) for A8 bodies (w/hardware)	\$ 220.00
A8-BP	Sump receiver for A8 bodies	\$ 245.00
A8-MD	Cast iron dome only	\$ 316.00

PARTS

PARTS

PARTS

PART NO.	DESCRIPTION	WEIGHT (Lbs.)	LIST PRICE
F1300-TA-(1,3)	7" round NB or SS top assembly	8.50	\$ 580.00
F1300-TA-4	7" round ductile iron top assembly	7.00	\$ 313.00
F1300-PG-(1,3)	7" round NB or SS Grate Only	4.50	\$ 436.00
F1300-PG-4	7" round ductile iron Grate Only (6.42" DIA)	3.00	\$ 232.00



Find this part in MIFAB literature by this component icon:

F1300-TA-(*)



(*) DENOTES TOP ASSEMBLY FINISH

PART NO.	DESCRIPTION	WEIGHT (Lbs.)	LIST PRICE
F1320-TA-(1,3)	9" round DI top assembly w/NB or SS Veneer	12.00	\$ 936.00
F1320-TA-4	9" round ductile iron top assembly	10.50	\$ 430.00
F1320-PG-(1,3)	9" round DI Grate Only w/NB or SS Veneer	6.50	\$ 704.00
F1320-PG-4	9" round ductile iron Grate Only (8.07" DIA)	5.00	\$ 323.00
F1320-TA-4-Z	9" round ductile iron top assembly with Z flange	15.00	\$ 827.00



Find this part in MIFAB literature by this component icon:

F1320-TA-(*)



(*) DENOTES TOP ASSEMBLY FINISH

PART NO.	DESCRIPTION	WEIGHT (Lbs.)	LIST PRICE
F1340-TA-(1,3)	12" round DI top assembly w/NB or SS Veneer	28.00	\$1536.00
F1340-TA-4	12" round ductile iron top assembly	26.00	\$ 858.00
F1340-PG-(1,3)	12" round DI Grate Only w/NB or SS Veneer	16.00	\$1153.00
F1340-PG-4	12" round ductile iron Grate Only (11.94" DIA)	14.00	\$ 645.00



Find this part in MIFAB literature by this component icon:

F1340-TA-(*)



(*) DENOTES TOP ASSEMBLY FINISH

PART NO.	DESCRIPTION	WEIGHT (Lbs.)	LIST PRICE
F1360-TA-(1,3)	15" round DI top assembly w/NB or SS Veneer	41.00	\$3366.00
F1360-TA-4	15" round ductile iron top assembly	38.00	\$1883.00
F1360-PG-(1,3)	15" round DI Grate Only w/NB or SS Veneer	23.00	\$2527.00
F1360-PG-4	15" round ductile iron Grate Only (14.96" DIA)	20.00	\$1411.00



Find this part in MIFAB literature by this component icon:

F1360-TA-(*)



(*) DENOTES TOP ASSEMBLY FINISH

PART NO.	DESCRIPTION	WEIGHT (Lbs.)	LIST PRICE
F1420-TA-(1,3)	8" Sq. DI top assembly w/NB or SS Veneer	10.00	\$1283.00
F1420-TA-4	8" Sq. ductile iron top assembly	8.50	\$ 775.00
F1420-PG-(1,3)	8" Sq. DI Grate Only w/NB or SS Veneer	5.00	\$ 966.00
F1420-PG-4	8" Sq. ductile iron Grate Only (7.09" SQ)	3.50	\$ 583.00



Find this part in MIFAB literature by this component icon:

F1420-TA-(*)



(*) DENOTES TOP ASSEMBLY FINISH

PART NO.	DESCRIPTION	WEIGHT (Lbs.)	LIST PRICE
F1440-TA-(1,3)	12" Sq. DI top assembly w/NB or SS Veneer	37.50	\$1837.00
F1440-TA-4	12" Sq. ductile iron top assembly	35.50	\$1053.00
F1440-PG-(1,3)	12" Sq. DI Grate Only w/NB or SS Veneer	21.00	\$1379.00
F1440-PG-4	12" Sq. ductile iron Grate Only (12.00" SQ)	19.00	\$ 791.00



Find this part in MIFAB literature by this component icon:

F1440-TA-(*)



(*) DENOTES TOP ASSEMBLY FINISH

PART NO.	DESCRIPTION	WEIGHT (Lbs.)	LIST PRICE
F1460-TA-(1,3)	15" Sq. DI top assembly w/NB or SS Veneer	54.00	\$3555.00
F1460-TA-4	15" Sq. ductile iron top assembly	51.00	\$1916.00
F1460-PG-(1,3)	15" Sq. DI Grate Only w/NB or SS Veneer	30.50	\$2663.00
F1460-PG-4	15" Sq. ductile iron Grate Only (15.00" SQ)	27.50	\$1435.00



Find this part in MIFAB literature by this component icon:

F1460-TA-(*)



(*) DENOTES TOP ASSEMBLY FINISH

SEDIMENT BUCKETS

PART NO.	DESCRIPTION	WEIGHT (Lbs.)	LIST PRICE
A1-PB	Plastic Sediment Bucket for all F1100 Series Floor Drains	.10	\$ 98.00
A1-MB	Cast iron Sediment Bucket for F1300, F1320, F1330C, F1420 and F1430C top assemblies (\$100.00 for -11 and -13)	1.50	\$ 125.00
A1-MB-83	Cast iron Sediment Bucket for F1300, F1320, F1330C, F1420 and F1430C top assemblies with stainless steel mesh screen	1.75	\$ 330.00
A1-SSB	Stainless Steel Sediment Bucket for all F1100 Series Floor Drains	.75	\$ 291.00



A1-MB

Find this part in MIFAB literature by this component icon:

A1-(*)B



A1-PB



A1-SSB

(*) DENOTES BUCKET MATERIAL

PART NO.	DESCRIPTION	WEIGHT (Lbs.)	LIST PRICE
A2-MB	Cast Iron Sediment Bucket for all area drain top assemblies that fit the A2 Body* (\$100 for -11 and -13) *Except "TFB" area drains, see below	4.00	\$ 232.00
A2-MB-83	Cast Iron Sediment Bucket w/SS mesh screen	4.50	\$ 611.00



Find this part in MIFAB literature by this component icon:

A2-MB



PART NO.	DESCRIPTION	LIST PRICE
F1320-TA-4-TFB	Top assembly for F1320-TFB	\$ 446.00
	9" Dia. true fit area drain. (-1, -3) (8.07" DIA)	\$ 900.00
F1340-TA-4-TFB	Top assembly for F1340-TFB	\$ 1070.00
	12" Dia. true fit area drain. (-1, -3) (11.94" DIA)	\$ 1726.00
F1360-TA-4-TFB	Top assembly for F1360-TFB	\$ 4517.00
	16" Dia. true fit area drain. (-3 only) (14.96" DIA)	\$ 7323.00


PART NO.	DESCRIPTION	LIST PRICE
F1320-TFB-MB	Cast Iron Sediment Bucket for F1320-TFB	\$ 208.00
F1340-TFB-MB	Cast Iron Sediment Bucket for F1340-TFB	\$ 266.00
F1360-TFB-MB	Cast Iron Sediment Bucket for F1360-TFB	\$ 535.00

F1320-TFB-MB





PARTS


FLOOR SINK GRATES


	PART NO.	DESCRIPTION	WEIGHT (LBS.)	LIST PRICE	
	FS1500-PG	8" x 8" A.R.E. coated cast iron floor sink full grate (7.68" SQ)	3.75	\$ 175.00	
	FS1500-PG-150	8" x 8" A.R.E. coated cast iron floor sink half grate (7.68" SQ)	2.75	\$ 175.00	
	FS1500-PG-175	8" x 8" A.R.E. coated cast iron floor sink three quarter grate *Grate size is nominal to fit body (7.68" SQ)	3.50	\$ 175.00	


	PART NO.	DESCRIPTION	WEIGHT (LBS.)	LIST PRICE	(-PG) grate only	(-PF) frame only
	FS1500-TA-(1,3)	8" x 8" NB or SS floor sink full frame & grate* (8.09" SQ)	4.75	\$ 559.00	\$ 274.00	\$ 285.00
	FS1500-TA-150-(1,3)	8" x 8" NB or SS floor sink full frame & half grate* (8.09" SQ)	4.00	\$ 559.00	\$ 274.00	\$ 285.00
	FS1500-TA-175-(1,3)	8" x 8" NB or SS full frame & three quarter grate* (8.09" SQ) *Add \$ 317.00 for -9 Hinged grate to above prices in SS *Grate size is nominal to fit body	3.75	\$ 559.00	\$ 274.00	\$ 285.00


	PART NO.	DESCRIPTION	WEIGHT (LBS.)	LIST PRICE	
	FS1530-PG	4" x 8" A.R.E. coated cast iron floor sink full grate (6.9" x 2.86")	1.25	\$ 136.00	
	FS1530-PG-150	4" x 8" A.R.E. coated cast iron floor sink half grate (6.9" x 2.86")	1.00	\$ 136.00	
	FS1530-PG-175	4" x 8" A.R.E. coated cast iron floor sink three quarter grate *Grate size is nominal to fit body (6.9" x 2.86")	1.10	\$ 136.00	


	PART NO.	DESCRIPTION	WEIGHT (LBS.)	LIST PRICE	(-PG) grate only	(-PF) frame only
	FS1530-TA-(1,3)	4" x 8" NB or SS floor sink full frame & grate* (3.56" x 7.44")	3.50	\$ 430.00	\$ 274.00	\$ 156.00
	FS1530-TA-150-(1,3)	4" x 8" NB or SS floor sink full frame & half grate* (3.56" x 7.44")	3.00	\$ 430.00	\$ 274.00	\$ 156.00
	FS1530-TA-175-(1,3)	4" x 8" NB or SS full frame & three quarter grate* (3.56" x 7.44") *Grate size is nominal to fit body	2.75	\$ 430.00	\$ 274.00	\$ 156.00


	PART NO.	DESCRIPTION	WEIGHT (LBS.)	LIST PRICE	
	FS1700-PG	12" x 12" A.R.E. coated cast iron floor sink full grate (9.31" SQ)	6.75	\$ 207.00	
	FS1700-PG-150	12" x 12" A.R.E. coated cast iron floor sink half grate (9.31" SQ)	5.50	\$ 207.00	
	FS1700-PG-175	12" x 12" A.R.E. coated cast iron floor sink three quarter grate (9.31" SQ) *Grate size is nominal to fit body	6.25	\$ 207.00	



	PART NO.	DESCRIPTION	WEIGHT (LBS.)	LIST PRICE	(-PG) grate only	(-PF) frame only
	FS1700-TA-(1,3)	12" x 12" NB or SS floor sink full frame & grate* (11.86" SQ)	8.50	\$ 887.00	\$ 621.00	\$ 266.00
	FS1700-TA-150-(1,3)	12" x 12" NB or SS floor sink full frame & half grate* (11.86" SQ)	6.75	\$ 887.00	\$ 621.00	\$ 266.00
	FS1700-TA-175-(1,3)	12" x 12" NB or SS full frame & three quarter grate* (11.86" SQ) *Add \$ 317.00 for -9 Hinged grate to above prices in SS *Grate size is nominal to fit body	7.50	\$ 887.00	\$ 621.00	\$ 266.00

	PART NO.	DESCRIPTION	WEIGHT (LBS.)	LIST PRICE	
	FS1750-PG	8" Round A.R.E. coated cast iron floor sink full grate (6.98" DIA)	2.75	\$ 175.00	
	FS1750-PG-150	8" Round A.R.E. coated cast iron floor sink half grate (6.98" DIA)	2.25	\$ 175.00	
	FS1750-PG-175	8" Round A.R.E. coated cast iron floor sink three quarter grate (6.98" DIA) *Grate size is nominal to fit body	2.50	\$ 175.00	

	PART NO.	DESCRIPTION	WEIGHT (LBS.)	LIST PRICE	(-PG) grate only	(-PF) frame only
	FS1750-TA-(1,3)	8" Round NB or SS floor sink full frame & grate* (7.70" DIA)	4.50	\$ 584.00	\$ 409.00	\$ 175.00
	FS1750-TA-150-(1,3)	8" Round NB or SS floor sink full frame & half grate* (7.70" DIA)	3.75	\$ 584.00	\$ 409.00	\$ 175.00
	FS1750-TA-175-(1,3)	8" Round NB or SS full frame & three quarter grate* (7.70" DIA) *Grate size is nominal to fit body	4.25	\$ 584.00	\$ 409.00	\$ 175.00


	PART NO.	DESCRIPTION	WEIGHT (LBS.)	LIST PRICE	
	FS1760-PG	12" Round A.R.E. coated cast iron floor sink full grate (10.37" DIA)	6.50	\$ 242.00	
	FS1760-PG-150	12" Round A.R.E. coated cast iron floor sink half grate (10.37" DIA)	5.25	\$ 242.00	
	FS1760-PG-175	12" Round A.R.E. coated cast iron floor sink three quarter grate (10.37" DIA) *Grate size is nominal to fit body	5.75	\$ 242.00	

	PART NO.	DESCRIPTION	WEIGHT (LBS.)	LIST PRICE	(-PG) grate only	(-PF) frame only
	FS1760-TA-(1,3)	12" Round NB or SS floor sink full frame & grate* (12.10" DIA)	8.00	\$1144.00	\$ 800.00	\$ 344.00
	FS1760-TA-150-(1,3)	12" Round NB or SS floor sink full frame & half grate* (12.10" DIA)	6.50	\$1144.00	\$ 800.00	\$ 344.00
	FS1760-TA-175-(1,3)	12" Round NB or SS full frame & three quarter grate* (12.10" DIA) *Grate size is nominal to fit body	7.75	\$1144.00	\$ 800.00	\$ 344.00

 	PART NO.	DESCRIPTION	WEIGHT (LBS.)	LIST PRICE	
	FS1500-PD	Aluminum Dome Strainer (for all cast iron floor sinks)	.50	\$ 54.00	
	FS1500-PD-3	Stainless Steel Dome Strainer (for all SS floor sinks)	1.25	\$ 373.00	
	FD-9602	2" Stainless Steel Snap in Secondary Strainer	.10	\$ 54.00	
	FD-9603	3" Stainless Steel Snap in Secondary Strainer	.15	\$ 54.00	
	FD-9604	4" Stainless Steel Snap in Secondary Strainer	.25	\$ 54.00	

PARTS

FLOOR SINK PARTS



A.R.E. COATED CAST IRON FLOOR SINK BODIES

Floor sink body list prices are with the standard No Hub outlet connection. See outlet optional variations below floor sink body listing for prices and suffixes.

PART NO.	DESCRIPTION	WEIGHT (LBS.)	LIST PRICE
FS1522,3,4-PB	8" x 8" x 6" deep floor sink body, 2", 3", 4" no hub connection	12.50	\$ 1256.00
FS1522,3,4-FL-PB	8" x 8" x 6" deep floor sink body, w/anchor flange, 2", 3", 4" no hub conn.	21.00	\$ 1423.00
FS1532,3,4-PB	8" x 4" x 4" deep floor sink body, 2", 3", 4" no hub connection	11.00	\$ 1340.00
FS1532,3,4-FL-PB	8" x 4" x 4" deep floor sink body, w/anchor flange, 2", 3", 4" no hub conn.	21.00	\$ 1515.00
FS1722,3,4-PB	12" x 12" x 6" deep floor sink body, 2", 3", 4" no hub connection	21.00	\$ 1709.00
FS1722,3,4-FL-PB	12" x 12" x 6" deep floor sink body, w/anchor flange, 2", 3", 4" no hub conn.	35.00	\$ 2059.00
FS1732,3,4-PB	12" x 12" x 8" deep floor sink body, 2", 3", 4" no hub connection	24.00	\$ 1811.00
FS1732,3,4-FL-PB	12" x 12" x 8" deep floor sink body, w/anchor flange, 2", 3", 4" no hub conn.	36.00	\$ 2160.00
FS1742,3,4-PB	12" x 12" x 10" deep floor sink body, 2", 3", 4" no hub connection	26.00	\$ 1924.00
FS1742,3,4-FL-PB	12" x 12" x 10" deep floor sink body, w/anchor flange, 2", 3", 4" no hub conn.	38.00	\$ 2274.00
FS1752,3,4-PB	8" round x 6" deep floor sink body, 2", 3", 4" no hub connection	13.00	\$ 1022.00
FS1752,3,4-FL-PB	8" round x 6" deep floor sink body, w/anchor flange, 2", 3", 4" no hub conn.	23.00	\$ 1281.00
FS1762,3,4-PB	12" round x 8" deep floor sink body, 2", 3", 4" no hub connection	22.00	\$ 1279.00
FS1762,3,4-FL-PB	12" round x 8" deep floor sink body, w/anchor flange, 2", 3", 4" no hub conn.	31.00	\$ 1622.00
FS1772,3,4-PB	16" x 16" x 11" deep floor sink body, 2", 3", 4" no hub connection	55.00	\$ 3575.00
FS1772,3,4-FL-PB	16" x 16" x 11" deep floor sink body, w/anchor flange, 2", 3", 4" no hub conn.	60.00	\$ 3905.00
FS1792,3,4-PB	24" x 16" x 17" deep floor sink body, 2", 3", 4" no hub connection	200.00	\$ 7759.00

NOTE: Transition floor sink bodies are available at the same price as the standard floor sink body pricing above. Transition floor sink bodies use the A3-PG gasket and the appropriate A1 body to attain the outlet connection size and type required. See the floor sink section of the www.mifab.com website for specification sheets on MIFAB's transition floor sink bodies. See page 100 for transition floor sink body heights.

STAINLESS STEEL (TYPE 304) FLOOR SINK BODIES

PART NO.	DESCRIPTION	WEIGHT (LBS.)	LIST PRICE
FS1922,3,4-FL-PB	12" x 12" x 6" deep floor sink body, w/anchor flange, 2", 3", 4" no hub conn.	17.00	\$ 2946.00
FS1932,3,4-FL-PB	12" x 12" x 8" deep floor sink body, w/anchor flange, 2", 3", 4" no hub conn.	19.00	\$ 3100.00
FS1942,3,4-FL-PB	12" x 12" x 10" deep floor sink body, w/anchor flange, 2", 3", 4" no hub conn.	21.00	\$ 3396.00

OUTLET OPTIONAL VARIATIONS (for cast iron and stainless steel floor sink bodies)

OUTLET CONNECTION	(SUFFIX) add after outlet size	WEIGHT (LBS.)	add to No Hub LIST PRICE
Push on outlet (2", 3", 4")	P	1.00	No Add
Threaded outlet (2", 3", 4")	T	1.00	\$ 71.00
Inside caulk outlet (2", 3", 4")	X	1.50	No Add
PVC socket outlet w/A.R.E. body	-30	-	No Add
ABS socket outlet w/A.R.E. body	-31	-	No Add

PART NO.	DESCRIPTION	WEIGHT (LBS.)	LIST PRICE
FS1500-PB-3	S.S Sediment Bucket for 8" x 8" floor sinks	2.00	\$ 391.00
FS1700-PB-3	S.S Sediment Bucket for 12" x 12" floor sinks	4.00	\$ 541.00
FS1750-PB-3	S.S Sediment Bucket for 8" round floor sinks	2.00	\$ 390.00
FS1760-PB-3	S.S Sediment Bucket for 12" round floor sinks	4.00	\$ 429.00

* Add for S.S. mesh screen over bucket (Suffix -83) and \$429.00 to all the above S.S. sediment buckets. Combined suffix is -69-83.



FS1700-PB-3

To specify a stainless steel sediment bucket, add suffix-69 to the floor sink model number.

PART NO.	DESCRIPTION	WEIGHT (LBS.)	LIST PRICE
FS1500-PB	Plastic Sediment Bucket for 8" x 8" floor sinks	1.00	\$ 179.00
FS1700-PB	Plastic Sediment Bucket for 12" x 12" floor sinks	1.50	\$ 289.00
FS1750-PB	Plastic Sediment Bucket for 8" round floor sinks	1.00	\$ 207.00
FS1760-PB	Plastic Sediment Bucket for 12" round floor sinks The -5 suffix is for the standard plastic sediment bucket.	1.50	\$ 289.00

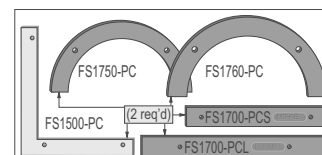


FS1750-PB



FS1500-PB



PART NO.	DESCRIPTION	WEIGHT (LBS.)	LIST PRICE
FS1500-PC	Membrane clamps (2) for 8" x 8" floor sinks w/ 6 H-1083 screws	4.00	\$ 140.00
FS1530-PC	Membrane Clamps (2) for 8" x 4" floor sinks w/ 4 H-1083 screws	3.00	\$ 169.00
FS1700-PCS & FS1700-PCL	Short and long membrane clamps (2 each) for 12" x 12" floor sinks w 8 H-1083 screws	6.00	\$ 177.00
FS1750-PC	Membrane clamps (2) for 8" round floor sinks w/ 4 H-1083 screws	5.00	\$ 169.00
FS1760-PC	Membrane clamps (2) for 12" round floor sinks w/ 4 H-1083 screws	8.00	\$ 164.00
FS1900-PCS & FS1900-PCL	Short and long membrane clamps (2 each) for 12" x 12" stainless steel floor sinks w 8 H-1083 screws H-1083 = 1/4-20 x 3/4" hex head plated cap screws	6.00	\$ 177.00








FS1530-PC



PARTS



ROOF DRAIN PARTS



 <p>Find this part in MIFAB literature by this component icon:</p>		PART NO.	DESCRIPTION	WEIGHT (LBS.)	LIST PRICE
		W-31	4" Dia. x 5" high ABS solid standpipe for R1200-W	1.00	\$ 187.00
		W-31-PERF	4" Dia. x 5" perforated standpipe for F1830-P, PL	.80	\$ 220.00
		W6-31	6" Dia. x 5" high ABS solid standpipe for R1200-W6	1.50	\$ 220.00

 <p>Find this part in MIFAB literature by this component icon:</p>		PART NO.	DESCRIPTION	WEIGHT (LBS.)	LIST PRICE
		A2-BG	R1200-G, 6" high S.S. ballast gaurd	3.00	\$ 711.00
		A2-BG8	R1200-G, 8" high S.S. ballast gaurd	4.00	\$ 818.00
		A5-BG	R1200-G, 5" high S.S. ballast guard	3.50	\$ 568.00

 <p>Find this part in MIFAB literature by this component icon:</p>			PART NO.	DESCRIPTION	WEIGHT (LBS.)	LIST PRICE
			A1-PD	Poly dome (R1100)	.75	\$ 247.00
			A1-MD	Metal dome (R1100)	1.00	\$ 334.00
			A1-MD-81	Bronze dome (R1100)	1.50	\$ 633.00
			A1-SSD	SS Mesh over metal dome (R1100)	1.25	\$ 651.00




 <p>Find this part in MIFAB literature by this component icon:</p>		PART NO.	DESCRIPTION	WEIGHT (LBS.)	LIST PRICE
		A1-BP	Sump Receiver (12" x 12")	2.25	\$ 232.00
		R1150-BP	Loose Set Sump Receiver for R1150 (12" x 24") combination Roof Drain.	5.20	\$ 419.00
		A1-BP-90	Sump receiver for R1100 side outlet roof drains		\$ 413.00

 <p>Find this part in MIFAB literature by this component icon:</p>		PART NO.	DESCRIPTION	WEIGHT (LBS.)	LIST PRICE
		A1-BG	6" high SS ballast guard	2.00	\$ 419.00



 <p>Find this part in MIFAB literature by this component icon:</p>		PART NO.	DESCRIPTION	WEIGHT (LBS.)	LIST PRICE
		A1-F1	One slot weir for R1100 (5 GPM Max)	3.25	\$ 390.00
		A1-F2	Two slot weir for R1100 (10 GPM Max)	3.15	\$ 390.00
		A1-F3	Three slot weir for R1100 (15 GPM Max)	3.00	\$ 390.00

INCLUDES HS-1 HARDWARE PACK AT NO CHARGE!





(*) DENOTES NUMBER OF WEIR SLOTS




<p>Find this part in MIFAB literature by this component icon:</p>  		PART NO.	DESCRIPTION	WEIGHT (LBS.)	LIST PRICE
		A1-C3	Membrane Clamp and dome receiver w/ integral gravel stop, adjustable extension ring and/or underdeck clamp for all drains using A1 bodies	2.00	\$ 136.00
		A1-C3-C0	Underdeck clamp with cut out to install around A1-2T-90-7 and A1-3T-90-7 side outlet bodies	1.75	\$ 136.00

* Use HS-20 hardware pack for A1-4T-90-7 side outlet bodies for underdeck clamp.

 <p>Find this part in MIFAB literature by this component icon:</p>		PART NO.	DESCRIPTION	WEIGHT (LBS.)	LIST PRICE
		A1-WD	Membrane Clamp and dome receiver w/ integral water dam for all 8" diameter A1 bodies	3.50	\$ 311.00



INCLUDES HS-1 HARDWARE PACK AT NO CHARGE!

 <p>Find this part in MIFAB literature by this component icon:</p>				PART NO.	DESCRIPTION	WEIGHT (LBS.)	LIST PRICE
				A2-PD	Poly dome (R1200)	1.75	\$ 127.00
				A2-MD	Cast Iron Dome (R1200)	9.00	\$ 316.00
				A2-MDL-80	Low Profile Aluminum dome (R1200)	5.75	\$ 351.00
				A2-MDL-81	Low Profile Bronze dome (R1200)	8.00	\$ 1066.00
				A2-SSD	SS Mesh over A2-MDL-80 (R1200)	6.50	\$ 772.00
				A5-MD	Cast Iron Dome (R1220)	7.00	\$ 212.00

 <p>(R1270-BP)</p>  <p>(A2-BP)</p>		PART NO.	DESCRIPTION	WEIGHT (LBS.)	LIST PRICE
		A2-BP	Sump receiver (R1200)(24" x 24")	6.50	\$ 245.00
		A2-BP-90	Bearing pan for R1200-90 (24" x 24")	6.00	\$ 490.00
		A7-BP	Bearing pan for R1260 Roof Drains	7.00	\$ 490.00
		R1270-BP	Bearing pan for large combination Roof Drain	14.00	\$ 679.00
		A5-BP	Bearing pan for R1220 (24" x 24")	5.00	\$ 232.00



(INCLUDES HS-20 HARDWARE PACK TO BOLT A2 BODY TO SUMP RECEIVER)

ALL BEARING PANS MADE FROM GALVANIZED 18 GAUGE STEEL



 <p>Find this part in MIFAB literature by this component icon:</p>		PART NO.	DESCRIPTION	WEIGHT (LBS.)	LIST PRICE
		A2-F1	One slot weir for R1200 (10 GPM Max.)	7.25	\$ 1113.00
		A2-F2	Two slot weir for R1200 (20 GPM Max.)	7.35	\$ 1113.00
		A2-F3	Three slot weir for R1200 (30 GPM Max.)	7.00	\$ 1113.00



(*) DENOTES NUMBER OF WEIR SLOTS

CLEANOUT PARTS



PART NO.	DESCRIPTION	WEIGHT (Lbs.)	LIST PRICE		Find this part in MIFAB literature by this component icon:	R-(*)
R-1	5" Round N.B. combined cover/plug	3.50	\$ 699.00			
R-3	5" Round heavy duty S.S. combined cover/plug (See bottom for replacement cover)	3.50	\$ 699.00			

(*) DENOTES COVER FINISH



PART NO.	DESCRIPTION	WEIGHT (Lbs.)	LIST PRICE		Find this part in MIFAB literature by this component icon:	RC-1
RC-1	5" Round N.B. combined cover/plug with carpet marker	3.60	\$ 771.00			
H-1019	Stainless Steel marker disc with screw (2" Dia.) (RCCO-1, replacement cover - \$597.00)	.10	\$ 71.00			

PART NO.	DESCRIPTION	WEIGHT (Lbs.)	LIST PRICE		Find this part in MIFAB literature by this component icon:	RFC(*)-(*)
RFC7-1,3	7" Round N.B. or S.S. combined cover/plug with finished floor level clamping flange (for Pirelli® type floor coverings)	6.00	\$ 727.00			
RFC9-3	9" Round S.S. combined cover/plug with finished floor level clamping flange (for Pirelli® type floor coverings)	8.00	\$ 959.00			

(*) DENOTES SIZE & FINISH

PART NO.	DESCRIPTION	WEIGHT (Lbs.)	LIST PRICE		Find this part in MIFAB literature by this component icon:	S-(*)
S-1	5" Square N.B. combined cover/plug (SCO-1, 3 - replacement cover - \$527.00)	5.50	\$ 699.00			
S-3	5" Square S.S. combined cover/plug	5.50	\$ 699.00			
6S-1	6" Square N.B. combined cover/plug (6SCO-1, 3 - replacement cover - \$697.00)	7.50	\$ 869.00			
6S-3	6" Square S.S. combined cover/plug	7.50	\$ 869.00			



(*) DENOTES COVER FINISH

PART NO.	DESCRIPTION	WEIGHT (Lbs.)	LIST PRICE		Find this part in MIFAB literature by this component icon:	T-(*)
T-1	5" Round nickel bronze combined cover/plug with tile recess	3.75	\$ 699.00			
T-3	5" Round stainless steel combined cover/plug with tile recess (TCO-1, 3 - replacement cover - \$527.00)	3.75	\$ 699.00			



(*) DENOTES COVER FINISH

PART NO.	DESCRIPTION	WEIGHT (Lbs.)	LIST PRICE		Find this part in MIFAB literature by this component icon:	TS-(*)
TS-1	5" Square nickel bronze combined cover/plug with tile recess	5.00	\$ 699.00			
TS-3	5" Square stainless steel combined cover/plug with tile recess (TSCO-1, 3 - replacement cover - \$527.00)	5.00	\$ 699.00			

(*) DENOTES COVER FINISH

PART NO.	DESCRIPTION	WEIGHT (Lbs.)	LIST PRICE		Find this part in MIFAB literature by this component icon:	UR-(*)
UR-1	5" Round nickel bronze combined cover/plug with terrazzo recess	6.00	\$ 1017.00			
UR-3	5" Round stainless steel combined cover/plug with terrazzo recess (URCO-1, 3 - replacement cover - \$844.00)	6.00	\$ 1017.00			


(*) DENOTES COVER FINISH

PART NO.	DESCRIPTION	WEIGHT (Lbs.)	LIST PRICE		Find this part in MIFAB literature by this component icon:	US-(*)
US-1	5" Square nickel bronze combined cover/plug with terrazzo recess	8.00	\$ 1017.00			
US-3	5" Square stainless steel combined cover/plug with terrazzo recess (USCO-1, 3 - replacement cover - \$844.00)	9.00	\$ 1017.00			

(*) DENOTES COVER FINISH

PART NO.	DESCRIPTION	WEIGHT (Lbs.)	LIST PRICE		Find this part in MIFAB literature by this component icon:	XR-(*)
XR-1	5" Round heavy duty nickel bronze combined cover/plug	4.00	\$ 842.00			
XR-4	5" Round heavy duty ductile iron combined cover/plug (see bottom for replacement cover)	5.00	\$ 528.00			

(*) DENOTES COVER FINISH

PART NO.	DESCRIPTION	WEIGHT (Lbs.)	LIST PRICE		Find this part in MIFAB literature by this component icon:	XS-(*)
XS-1	5" Square heavy duty N.B. combined cover/plug	6.00	\$ 842.00			
XS-3	5" Square heavy duty S.S. combined cover/plug (XSCO-1, 3 - replacement cover - \$657.00)	6.00	\$ 842.00			








(*) DENOTES COVER FINISH

PARTS



REPLACEMENT CLEANOUT COVERS ONLY

PART NO.	DESCRIPTION	WEIGHT (Lbs.)	LIST PRICE
5CO-(1,3)	5" Replacement NB or SS cover only for R-1,3 w/ 3 securing screws (4.86" DIA)	1.50	\$ 527.00
5CO-4	5" Replacement ductile iron cover for XR-4 w/ 3 securing screws (4.86" DIA)	2.50	\$ 397.00
X5CO-1	5" Replacement 1/2" thick heavy duty NB cover only for XR-1 w/ 3 securing screws (4.86" DIA)	2.00	\$ 547.00
H-1019	Replacement 2" Dia. SS carpet marker plate and screw (H-1019) for RC-(1,3)	.10	\$ 71.00

CLEANOUT PARTS

	PART NO.	DESCRIPTION	WEIGHT (LBS.)	LIST PRICE
	C1226-TA-(1,3)	Heavy duty round SS or NB veneer cleanout top assembly for C1226 (cover and shank) (C1226-PS-50 = shank only), 8 1/4" Dia.	8.00	\$ 937.00
	C1226-TA-4	Heavy duty round ductile iron cleanout top assembly for C1226 (cover and shank) (C1226-PS-50 = shank only), 8 1/4" Dia.	9.00	\$ 733.00
	C1228-TA-(1,3)	Heavy duty round SS or NB veneer cleanout top assembly for C1228 (cover and shank) (C1228-PS-50 = shank only), 9 1/4" Dia.	11.00	\$ 1022.00
	C1228-TA-4	Heavy duty round ductile iron cleanout top assembly for C1228 (cover and shank) (C1228-PS-50 = shank only), 9 1/4" Dia.	12.00	\$ 836.00
	C1226-PB-50*	6" no hub cast iron cleanout body w/ABS closure plug for C1226	12.00	\$ 366.00
	C1226X-PB-50*	6" inside calk cast iron cleanout body w/ABS closure plug for C1226	13.00	\$ 366.00
	C1228-PB-50*	8" no hub cast iron cleanout body w/ABS closure plug for C1228	14.00	\$ 467.00
	C1226P-PB-50*	6" push on cast iron cleanout body w/ABS closure plug for C1226		\$ 366.00
	C1226-PP-31	ABS closure plug for C1226	1.00	\$ 266.00
	C1226-PP-81	Brass closure plug for C1226	3.00	\$ 558.00
	C1228-PP-31	ABS closure plug for C1228	1.00	\$ 266.00
	C1228-PP-81	Brass closure plug for C1228	4.00	\$ 558.00
	CO-1	Cover Gasket for C1000, C1100, C1230 Series	.10	\$ 37.00
	CO-2	Test Seal "O" ring Gasket for C1000 & C1100 Series	.15	\$ 37.00
	C1441.5	1 1/2" "T-cone" style plastic closure plug w/ neoprene compression gasket	.40	\$ 330.00
	C1442	2" "T-cone" style plastic closure plug w/ neoprene compression gasket	.50	\$ 330.00
	C1443	3" "T-cone" style plastic closure plug w/ neoprene compression gasket	.75	\$ 330.00
	C1444	4" "T-cone" style plastic closure plug w/ neoprene compression gasket	1.00	\$ 330.00
	A4-34B	Threaded brass tapered closure plug that fits 2", 3", 4" A4 bodies	2.00	\$ 175.00
	A4-34P	Threaded plastic tapered closure plug that fits 2", 3", 4" A4 bodies	.50	\$ 106.00

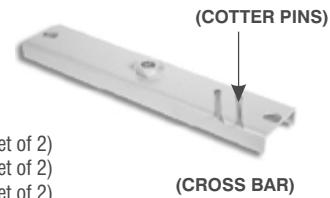
INTERCEPTOR PARTS

	PART NO.	DESCRIPTION	NUMBER OF BOLTS REQU.	WEIGHT (LBS.)	LIST PRICE
	MI-G-0-LID	Epoxy Lid for MI-G-0	1	20.00	\$ 937.00
	MI-G-1-LID	Epoxy Lid for MI-G-1	1	22.00	\$ 937.00
	MI-G-2-LID	Epoxy Lid for MI-G-2	1	25.00	\$ 1029.00
	MI-G-3-LID	Epoxy Lid for MI-G-3	1	27.00	\$ 1214.00
	MI-G-4-LID	Epoxy Lid for MI-G-4	1	29.00	\$ 1214.00
	MI-G-5-LID	Epoxy Lid for MI-G-5	1	33.00	\$ 1872.00
	MI-G-6-LID	Epoxy Lid for MI-G-6	4	36.00	\$ 1872.00
	MI-G-7-LID	Epoxy Lid for MI-G-7	4	36.00	\$ 1872.00
	MI-G-L-20-LID	Epoxy Lid for MI-G-L-20	4	45.00	\$ 1214.00
	MI-G-L-35-LID(2)	Epoxy Lid for MI-G-L-35	8	55.00	\$ 1872.00
	MI-G-L-50-LID(2)	Epoxy Lid for MI-G-L-50	8	70.00	\$ 1872.00
	XL-MI-G-0-LID(2)	Epoxy Lid for XL-MI-G-0	8	125.00	\$ 2807.00
	XL-MI-G-1-LID(2)	Epoxy Lid for XL-MI-G-1	8	150.00	\$ 3181.00
	MI-CAP	Plastic Bolt Cap for MI-G Series, each		.50	\$ 93.00
	MI-BOLT	5/8"-11, 2" bolt, washer & neoprene gasket, (more than one bolt maybe required per lid) (HS-11)		1.00	\$ 93.00
		MI-G-GASKET	Two 25' Rolls of interceptor gasket (1/2" x 3/4") (50' total)		1.00
MI-G-GASKET-25FT		One 25' Roll of interceptor gasket (1/2" x 3/4")		.10	\$ 309.00
MI-G-SGS		Sewer gas stopper, each		.10	\$ 69.00
MI-HAIR-O-RING		O-ring gasket for MI-HAIR lid		.10	\$ 37.00

PARTS

INTERCEPTOR PARTS

PART NO.	DESCRIPTION	LIST PRICE
MI-G-0-XBAR	Cross Bar & Cotter pins for MI-G-0	\$ 282.00
MI-G-1-XBAR	Cross Bar & Cotter pins for MI-G-1	\$ 282.00
MI-G-2-XBAR	Cross Bar & Cotter pins for MI-G-2	\$ 317.00
MI-G-3-XBAR	Cross Bar & Cotter pins for MI-G-3	\$ 317.00
MI-G-4-XBAR	Cross Bar & Cotter pins for MI-G-4	\$ 375.00
MI-G-5-XBAR	Cross Bar & Cotter pins for MI-G-5	\$ 375.00
MI-G-6-XBAR	Cross Bar & Cotter pins for MI-G-6 (1 set of 2 cross bars)	\$ 562.00
MI-G-7-XBAR	Cross Bar & Cotter pins for MI-G-7 (1 set of 2 cross bars)	\$ 562.00
MI-G-L-20-XBAR	Cross Bar & Cotter pins for MI-G-L-20 (1 set of 2 cross bars)	\$ 375.00
MI-G-L-35-XBAR	Cross Bar & Cotter pins for MI-G-L-35 (1 set of 2 cross bars)	\$ 562.00
MI-G-L-50-XBAR	Cross Bar & Cotter pins for MI-G-L-50 (1 set of 4 cross bars)	\$ 972.00
XL-MI-G-0-XBAR	Cross Bar & Cotter pins for XL-MI-G-0 (1 set of 4 cross bars)	\$ 972.00
XL-MI-G-1-XBAR	Cross Bar & Cotter pins for XL-MI-G-1 (1 set of 4 cross bars)	\$ 1309.00




(set of 2)
(set of 2)
(set of 2)
(set of 2)
(set of 4)
(set of 4)
(set of 4)

PART NO.	DESCRIPTION	LIST PRICE
MI-G-L-50-OP	Orifice Plate for MI-G-L-50	\$ 439.00
XL-MI-G-0-OP	Orifice Plate for XL-MI-G-0	\$ 584.00
XL-MI-G-1-OP	Orifice Plate for XL-MI-G-1	\$ 658.00



PART NO.	SAMPLE BOXES	LIST PRICE	PART NO.	SAMPLE BOXES	LIST PRICE
G-XL-0-SMPB	Sample box - for XL-MI-G-0	\$ 2844.00	G-0-SMPB	Sample box - for MI-G-0	\$ 2836.00
G-XL-1-SMPB	Sample box - for XL-MI-G-1	\$ 2985.00	G-1-SMPB	Sample box - for MI-G-1	\$ 2836.00
G-XL-2-SMPB	Sample box - for XL-MI-G-2	\$ 2985.00	G-2-SMPB	Sample box - for MI-G-2	\$ 2836.00
G-XL-3-SMPB	Sample box - for XL-MI-G-3	\$ 2985.00	G-3-SMPB	Sample box - for MI-G-3	\$ 2836.00
G-XL-4-SMPB	Sample box - for XL-MI-G-4	\$ 3128.00	G-4-SMPB	Sample box - for MI-G-4	\$ 2836.00
G-XL-5-SMPB	Sample box - for XL-MI-G-5	\$ 3128.00	G-5-SMPB	Sample box - for MI-G-5	\$ 2836.00
G-XL-6-SMPB	Sample box - for XL-MI-G-6	\$ 3271.00	G-6-SMPB	Sample box - for MI-G-6	\$ 2836.00
G-XL-7-SMPB	Sample box - for XL-MI-G-7	\$ 3271.00	G-7-SMPB	Sample box - for MI-G-7	\$ 2836.00
G-XL-8-SMPB	Sample box - XL-MI-G-8	\$ 3555.00	G-L-20-SMPB	Sample box - MI-G-L-20	\$ 2836.00
G-XL-9-SMPB	Sample box - XL-MI-G-9	\$ 3555.00	G-L-35-SMPB	Sample box - MI-G-L-35	\$ 2836.00
G-XL-10-SMPB	Sample box - XL-MI-G-10	\$ 3555.00	G-L-50-SMPB	Sample box - MI-G-L-50	\$ 2836.00
G-XL-11-SMPB	Sample box - XL-MI-G-11	\$ 3555.00			



PART NO.	DESCRIPTION	LIST PRICE
FLCT-0	2" F.I.P. 4 G.P.M. Flow Control Fitting (.250" orifice size)	\$ 375.00
FLCT-1	2" F.I.P. 7 G.P.M. Flow Control Fitting (.375" orifice size)	\$ 375.00
FLCT-2	2" F.I.P. 10 G.P.M. Flow Control Fitting (.500" orifice size)	\$ 375.00
FLCT-3	2" F.I.P. 15 G.P.M. Flow Control Fitting (.750" orifice size)	\$ 375.00
FLCT-4	3" F.I.P. 20 G.P.M. Flow Control Fitting (1.000" orifice size)	\$ 562.00
FLCT-5	3" F.I.P. 25 G.P.M. Flow Control Fitting (1.250" orifice size)	\$ 562.00
FLCT-6	3" F.I.P. 35 G.P.M. Flow Control Fitting (1.500" orifice size)	\$ 562.00
FLCT-7	3" F.I.P. 50 G.P.M. Flow Control Fitting (2.000" orifice size)	\$ 562.00
FLCT-XL-0	4" F.I.P. 75 G.P.M. Flow Control Fitting (2.000" orifice size)	\$ 746.00
FLCT-XL-1	4" F.I.P. 100 G.P.M. Flow Control Fitting (2.25" orifice size)	\$ 746.00
FLC-0	2" No Hub 4 G.P.M. Flow Control Fitting (.250" orifice size)	\$ 375.00
FLC-1	2" No Hub 7 G.P.M. Flow Control Fitting (.375" orifice size)	\$ 375.00
FLC-2	2" No Hub 10 G.P.M. Flow Control Fitting (.500" orifice size)	\$ 375.00
FLC-3	2" No Hub 15 G.P.M. Flow Control Fitting (.750" orifice size)	\$ 375.00
FLC-4	3" No Hub 20 G.P.M. Flow Control Fitting (1.000" orifice size)	\$ 562.00
FLC-5	3" No Hub 25 G.P.M. Flow Control Fitting (1.250" orifice size)	\$ 562.00
FLC-6	3" No Hub 35 G.P.M. Flow Control Fitting (1.500" orifice size)	\$ 562.00
FLC-7	3" No Hub 50 G.P.M. Flow Control Fitting (2.000" orifice size)	\$ 562.00
FLC-XL-0	4" No Hub 75 G.P.M. Flow Control Fitting (2.000" orifice size)	\$ 746.00
FLC-XL-1	4" No Hub 100 G.P.M. Flow Control Fitting (2.25" orifice size)	\$ 746.00

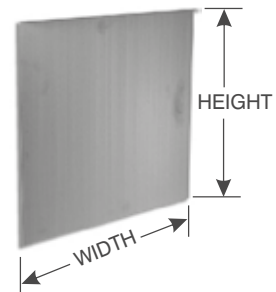
1 1/2" VENT CONNECTION (FOR ALL)



(FLCT Series illustrated)

Note: F.I.P. - Female iron pipe (threaded connection)


PART NO.	DESCRIPTION	LIST PRICE
MI-G-0-BAF	Baffle for MI-G-0 - 7" High x 8.80" Wide	\$ 375.00
MI-G-1-BAF	Baffle for MI-G-1 - 7" High x 11.30" Wide	\$ 375.00
MI-G-2-BAF	Baffle for MI-G-2 - 7" High x 13.30" Wide	\$ 466.00
MI-G-3-BAF	Baffle for MI-G-3 - 10" High x 13.30" Wide	\$ 562.00
MI-G-4-BAF	Baffle for MI-G-4 - 12.30" High x 13.30" Wide	\$ 562.00
MI-G-5-BAF	Baffle for MI-G-5 - 12.60" High x 16.40" Wide	\$ 562.00
MI-G-6-BAF	Baffle for MI-G-6 - 17.20" High x 21.30" Wide	\$ 749.00
MI-G-7-BAF	Baffle for MI-G-7 - 19" High x 21.30" Wide	\$ 749.00
MI-G-L-20-BAF	Baffle MI-G-L-20 - 6.70" High x 21.80" Wide	\$ 562.00
MI-G-L-35-BAF	Baffle MI-G-L-35 - 6.70" High x 25.80" Wide	\$ 1749.00
MI-G-L-50-BAF	Baffle MI-G-L-50 - 6.70" High x 27.80" Wide	\$ 1749.00



Note: Only one baffle required per interceptor.

PARTS

CARRIER PARTS

CARRIER FITTING + TRIM KIT	PART NO.	DESCRIPTION	WEIGHT (LBS.)	LIST PRICE
	MC-100	Standard nipple trim kit only for adjustable chair carriers: MC-10, MC-12, MC-13*	40.00	\$ 658.00
	MC-100-AH8	Adjustable horn nipple trim kit only for adjustable chair carriers: MC-10, MC-12, MC-13*	40.00	\$ 658.00
	MC-100-OR	Rolling thread nipple trim kit only for adjustable chair carriers: MC-10, MC-12, MC-13*	40.00	\$ 658.00
	MC-100-NN	Trim kit only for adjustable chair carriers: MC-10, MC-12, MC-13* (no nipple included)	39.00	\$ 576.00
	MC-100-NN-14	Trim kit only for adjustable chair carriers: MC-10, MC-12, MC-13* (no nipple included and with threaded rods for 12" long nipples)	40.00	\$ 593.00
=COMPLETE CARRIER	MC-200	Trim Kit only for fixed vertical carriers: MC-14, MC-15* *Note: 2 required for double (back to back) carrier installations	33.00	\$ 649.00

TRIM KITS ARE NOT COMPLETE CARRIERS! ADD APPROPRIATE CARRIER FITTING FROM BELOW!
NO HUB CARRIER FITTINGS

PART NO.	DESCRIPTION	WEIGHT (LBS.)	LIST PRICE
MC-10L-PF	Left Hand carrier fitting only for MC-10L horizontal adj. chair carrier	29.00	\$ 658.00
MC-10R-PF	Right Hand carrier fitting only for MC-10R horizontal adj. chair carrier	29.00	\$ 658.00
MC-10D-PF	Double carrier fitting only for MC-10D horizontal adj. chair carrier	43.00	\$ 1112.00
MC-10L-27-PF	Left Hand carrier fitting only for MC-10L-27 horizontal adj. chair carrier w/ aux. 2" inlet	31.00	\$ 987.00
MC-10R-27-PF	Right Hand carrier fitting only for MC-10R-27 horizontal adj. chair carrier w/ aux. 2" inlet	31.00	\$ 987.00
MC-10D-27-PF	Double carrier fitting only for MC-10D-27 horizontal adj. chair carrier w/ aux. 2" inlet	45.00	\$ 1603.00
MC-10L-27-37-PF	Left Hand carrier fitting only for MC-10D-27-36 horizontal adj. chair carrier w/ aux. 2" inlet and 37" barrel	55.00	\$ 1128.00
MC-10R-27-37-PF	Right Hand fitting only for MC-10D-27-36 horizontal adj. chair carrier w/ aux. 2" inlet and 37" barrel	55.00	\$ 1128.00
MC-10D-27-37-PF	Double carrier fitting only for MC-10D-27-36 horizontal adj. chair carrier w/ aux. 2" inlet and 37" barrel	71.00	\$ 1631.00
MC-10L-EXT-PF	High Rough in (ADA) Left Hand carrier fitting only for MC-10L-EXT horizontal adj. chair carrier	32.00	\$ 782.00
MC-10R-EXT-PF	High Rough in (ADA) Right Hand carrier fitting only for MC-10R-EXT horizontal adj. chair carrier	32.00	\$ 782.00
MC-10D-EXT-PF	High Rough in (ADA) Double carrier fitting only for MC-10D-EXT horizontal adj. chair carrier	46.00	\$ 1379.00

PART NO.	DESCRIPTION	WEIGHT (LBS.)	LIST PRICE
MC-12-PF	Carrier fitting only for MC-12 vertical adjustable chair carrier	39.00	\$ 973.00
MC-12D-PF	Carrier fitting only for MC-12D vertical adjustable chair carrier	50.00	\$ 1570.00

PART NO.	DESCRIPTION	WEIGHT (LBS.)	LIST PRICE
MC-13-2-PF	Carrier fitting only for MC-13-2 vertical adjustable chair carrier w/ 2 side inlets and one TC-4 test cap	45.00	\$ 1532.00
MC-13L-PF	Carrier fitting only for MC-13L vertical adjustable chair carrier w/ left hand side inlet and one TC-4 test cap	45.00	\$ 1254.00
MC-13R-PF	Carrier fitting only for MC-13R vertical adjustable chair carrier w/ right hand side inlet and one TC-4 test cap	45.00	\$ 1254.00
MC-13D-PF	Carrier fitting only for MC-13D vertical adjustable back to back chair carrier w/ one side inlet and one TC-4 test cap	56.00	\$ 1840.00
MC-13D-2-PF	Carrier fitting only for MC-13D-2 vertical adjustable back to back chair carrier w/ two side inlets and one TC-4 test cap	56.00	\$ 2118.00

PART NO.	DESCRIPTION	WEIGHT (LBS.)	LIST PRICE
MC-14-3-V2-PF	Carrier fitting only for MC-14-3-V2 fixed vertical chair carrier w/ 3" barrel and 2" vent	26.00	\$ 647.00
MC-14-4-V2-PF	Carrier fitting only for MC-14-4-V2 fixed vertical chair carrier w/ 4" barrel and 2" vent	31.00	\$ 647.00
MC-14-4-V4-PF	Carrier fitting only for MC-14-4-V4 fixed vertical chair carrier w/ 4" barrel and 4" vent	31.00	\$ 647.00
MC-15L-PF	Carrier fitting only for MC-15L fixed vertical chair carrier offset to left of stack	36.00	\$ 636.00
MC-15R-PF	Carrier fitting only for MC-15R fixed vertical chair carrier offset to right of stack	36.00	\$ 636.00
MC-15D-PF	Carrier fitting only for MC-15D fixed vertical back to back offset chair carrier	46.00	\$ 910.00

HUB AND SPIGOT CARRIER FITTINGS

PART NO.	DESCRIPTION	WEIGHT (LBS.)	LIST PRICE
MC-10L-HS-PF	Left Hand carrier fitting only for MC-10L-HS hub & spigot horizontal adj. chair carrier	35.00	\$ 821.00
MC-10R-HS-PF	Right Hand carrier fitting only for MC-10R-HS hub & spigot horizontal adj. chair carrier	35.00	\$ 821.00
MC-10D-HS-PF	Double carrier fitting only for MC-10D-HS hub & spigot horizontal adj. chair carrier	45.00	\$ 1451.00
MC-10L-HS-27-PF	Left Hand carrier fitting only for MC-10L-HS-27 hub & spigot horizontal adj. chair carrier w/ aux. 2" inlet	37.00	\$ 1150.00
MC-10R-HS-27-PF	Right Hand carrier fitting only for MC-10R-HS-27 hub & spigot horizontal adj. chair carrier w/ aux. 2" inlet	37.00	\$ 1150.00
MC-10D-HS-27-PF	Double carrier fitting only for MC-10D-HS-27 hub & spigot horizontal adj. chair carrier w/ aux. 2" inlet	47.00	\$ 1942.00
MC-10L-HS-27-37-PF	Left Hand carrier fitting only for MC-10L-HS-27-37 hub & spigot horizontal adj. chair carrier w/ aux. 2" inlet and 37" barrel	66.00	\$ 1336.00
MC-10R-HS-27-37-PF	Right Hand carrier fitting only for MC-10R-HS-27-37 hub & spigot horizontal adj. chair carrier w/ aux. 2" inlet and 37" barrel	66.00	\$ 1336.00
MC-10D-HS-27-37-PF	Double carrier fitting only for MC-10D-HS-27-37 hub & spigot horizontal adj. chair carrier w/ aux. 2" inlet and 37" barrel	90.00	\$ 2155.00

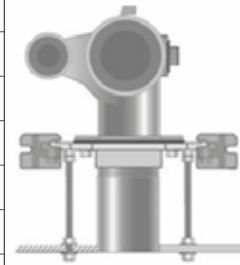
PART NO.	DESCRIPTION	WEIGHT (LBS.)	LIST PRICE
MC-12-HS-PF	Carrier fitting only for MC-12-HS hub & spigot vertical adjustable chair carrier	45.00	\$ 1910.00
MC-12D-HS-PF	Carrier fitting only for MC-12D-HS hub & spigot vertical adjustable chair carrier	57.00	\$ 2507.00
MC-13-2-HS-PF	Carrier fitting only for MC-13-2-HS hub & spigot vertical adjustable chair carrier w/ 2 side inlets	58.00	\$ 2471.00
MC-13L-HS-PF	Carrier fitting only for MC-13L-HS hub & spigot vertical adjustable chair carrier w/ left hand side inlet	58.00	\$ 2192.00
MC-13R-HS-PF	Carrier fitting only for MC-13R-HS hub & spigot vertical adjustable chair carrier w/ right hand side inlet	58.00	\$ 2192.00
MC-13D-HS-PF	Carrier fitting only for MC-13D-HS hub & spigot vertical adjustable back to back chair carrier w/ one side inlet	69.00	\$ 2782.00
MC-13D-2-HS-PF	Carrier fitting only for MC-13D-2-HS hub & spigot vertical adjustable back to back chair carrier w/ two side inlets	69.00	\$ 3061.00

PART NO.	DESCRIPTION	WEIGHT (LBS.)	LIST PRICE
MC-14-4-V2-HS-PF	Carrier fitting only for MC-14-4-V2-HS hub & spigot fixed vertical chair carrier w/ 4" barrel and 2" vent	36.00	\$ 681.00
MC-15L-HS-PF	Carrier fitting only for MC-15L-HS hub & spigot fixed vertical chair carrier offset to left of stack	41.00	\$ 681.00
MC-15R-HS-PF	Carrier fitting only for MC-15R-HS hub & spigot fixed vertical chair carrier offset to right of stack	41.00	\$ 681.00
MC-15D-HS-PF	Carrier fitting only for MC-15D-HS hub & spigot fixed vertical back to back offset chair carrier	50.00	\$ 980.00

REAR ANCHOR FOOT SUPPORT SHIPPED AT NO CHARGE WITH CARRIER FITTING
PARTS

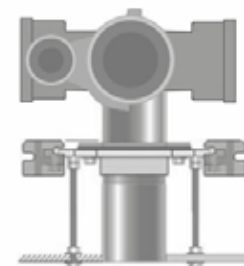
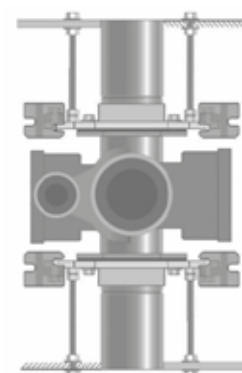
MC-12-HS (HUB AND SPIGOT, VERTICAL ADJUSTABLE CARRIER FITTINGS)

PART NO.	DESCRIPTION	LIST PRICE
MC-12-HS-PF	Vertical, adjustable water closet carrier fitting, regular length	\$ 1910.00
MC-12-HS-25-PF	Vertical, adjustable water closet carrier fitting, one 2" aux. inlet tapping, right side, regular length	\$ 2240.00
MC-12-HS-26-PF	Vertical, adjustable water closet carrier fitting, one 2" aux. inlet tapping, left side, regular length	\$ 2240.00
MC-12-HS-31-PF	Vertical, adjustable water closet carrier fitting, two 2" aux. inlet tappings, regular length	\$ 2567.00
MC-12-HS-39-PF	Vertical, adjustable water closet carrier fitting, 41 1/4" long	\$ 1910.00
MC-12-HS-25-39-PF	Vertical, adjustable water closet carrier fitting, one 2" aux. inlet tapping, right side, 41 1/4" long	\$ 2240.00
MC-12-HS-26-39-PF	Vertical, adjustable water closet carrier fitting, one 2" aux. inlet tapping, left side, 41 1/4" long	\$ 2240.00
MC-12-HS-31-39-PF	Vertical, adjustable water closet carrier fitting, two 2" aux. inlet tappings, 41 1/4" long	\$ 2567.00
MC-12D-HS-PF	Vertical, adjustable water closet carrier back to back fitting, regular length	\$ 2507.00
MC-12D-HS-25-PF	Vertical, adjustable water closet carrier back to back fitting, one 2" aux. inlet tapping, right side, regular length	\$ 2837.00
MC-12D-HS-26-PF	Vertical, adjustable water closet carrier back to back fitting, one 2" aux. inlet tapping, left side, regular length	\$ 2837.00
MC-12D-HS-31-PF	Vertical, adjustable water closet carrier back to back fitting, two 2" aux. inlet tappings, regular length	\$ 3164.00
MC-12D-HS-39-PF	Vertical, adjustable water closet carrier back to back fitting, 41 1/4" long	\$ 3566.00
MC-12D-HS-25-39-PF	Vertical adjustable water closet carrier back to back fitting, one 2" aux. inlet tapping, right side, 41 1/4" long	\$ 3896.00
MC-12D-HS-26-39-PF	Vertical, adjustable water closet carrier back to back fitting, one 2" aux. inlet tapping, left side, 41 1/4" long	\$ 3896.00
MC-12D-HS-31-39-PF	Vertical, adjustable water closet carrier back to back fitting, two 2" aux. inlet tappings, 41 1/4" long	\$ 4223.00


MC-12-HS

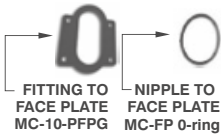



MC-12D-HS
MC-13-HS (HUB AND SPIGOT, VERTICAL ADJUSTABLE CARRIER FITTINGS WITH ONE OR TWO SIDE INLETS)

PART NO.	DESCRIPTION	LIST PRICE
MC-13R-HS-PF	Vertical, adjustable water closet carrier fitting, one right hand side inlet, regular length	\$ 2192.00
MC-13R-HS-25-PF	Vertical, adjustable water closet carrier fitting, one right hand side inlet and one 2" aux. inlet, left side, regular length	\$ 2522.00
MC-13R-HS-39-PF	Vertical, adjustable water closet carrier fitting, one right hand side inlet, 41 1/4" long	\$ 2192.00
MC-13R-HS-25-39-PF	Vertical, adjustable water closet carrier fitting, one right hand side inlet and one 2" aux. inlet, left side, 41 1/4" long	\$ 2522.00
MC-13L-HS-PF	Vertical, adjustable water closet carrier fitting, one left hand side inlet, regular length	\$ 2192.00
MC-13L-HS-25-PF	Vertical, adjustable water closet carrier fitting, one left hand side inlet and one 2" aux. inlet, right side, regular length	\$ 2522.00
MC-13L-HS-39-PF	Vertical, adjustable water closet carrier fitting, one left hand side inlet, 41 1/4" long	\$ 2203.00
MC-13L-HS-25-39-PF	Vertical, adjustable water closet carrier fitting, one left hand side inlet and one 2" aux. inlet, right side, 41 1/4" long	\$ 2522.00
MC-13-2-HS-PF	Vertical, adjustable water closet carrier fitting, two side inlets, regular length	\$ 2471.00
MC-13-2-HS-39-PF	Vertical, adjustable water closet carrier fitting, two side inlets, 41 1/4" long	\$ 2471.00
MC-13D-HS-PF	Vertical, adjustable water closet carrier back to back fitting, one side inlet, regular length	\$ 2782.00
MC-13D-HS-25-PF	Vertical, adjustable water closet carrier back to back fitting, one side inlet and one 2" aux. inlet, 41 1/4" long	\$ 3112.00
MC-13D-HS-39-PF	Vertical, adjustable water closet carrier back to back fitting, one side inlet, 41 1/4" long	\$ 2782.00
MC-13D-HS-25-39-PF	Vertical, adjustable water closet carrier back to back fitting, one side inlet and one 2" aux. inlet, 41 1/4" long	\$ 3112.00
MC-13D-2-HS-PF	Vertical, adjustable water closet back to back carrier fitting, two side inlets, regular length	\$ 3061.00
MC-13D-2-HS-39-PF	Vertical, adjustable water closet back to back carrier fitting, two side inlets, 41 1/4" long	\$ 3061.00


MC-13-HS

MC-13D-HS
PARTS

MC-100 TRIM KIT CONTENTS*

CARRIER PARTS

KNOW YOUR GASKETS!		PART NO.	DESCRIPTION	REQU'D QUANTITY	LIST PRICE
 <p>FITTING TO FACE PLATE MC-10-PFFG</p> <p>NIPPLE TO FACE PLATE MC-FP 0-ring</p>	MC-10-PFPOZ	Faceplate w/ "O" ring	1	\$306.00	
	MC-FP 0-ring	Faceplate "O" ring gasket (included inside faceplate groove)	1	\$ 18.00	
	MC-10-PFTZ	Foot (two assembled to MC-10-PFPOZ face plate)	2	\$81.00 (for 2 pcs.)	
	H-1167-KA-10	5/8" X 10" Threaded rods with 5/8" hex nuts (to support toilet)	4	\$21.00 (for 4 pcs.)	
	MC-10-PRP	8" plastic rod protector (assembled onto H-1167-KA-10 studs)	4	\$ 5.00 (for 4 pcs.)	
 <p>NIPPLE TO FIXTURE MC-10-PBG</p> <p>H-1194</p>	MC-10-PHP1 PARTS "FINISH" HARDWARE PACK \$200.00 Price List for MC-10-PHP1		REQU'D QUANTITY	EACH	
	H-1194	Chrome plated finishing cap nuts	4	\$64.00 (for 4 pcs.)	
	MC-10-PBG	Neoprene Bowl gasket	1	\$ 56.00	
	H-1176	Bowl saver washer	4	\$5.00 each (\$20.00 for 4 pcs.)	
 <p>MC-10-PBG-CA</p> <p>H-1166A</p>	MC-10-PHP2 PARTS "ROUGH-IN" HARDWARE PACK \$108.00 Price List for MC-10-PHP2		REQU'D QUANTITY	EACH	
	MC-10-PFFG	Faceplate gasket (install between faceplate and fitting)	1	\$ 39.00	
	H-1209	1/2" x 1-3/4" flanged bolts (to secure faceplate to fitting)	4	\$3.50 each (\$14.00 for 4 pcs.)	
	MC-10-PNS	Silicone Sealant for tapered thread & adj. Horn nipple	1	\$ 28.00	
	MC-10-LUB	Lubricant for faceplate "O" ring nipple	1	\$ 10.50	
 <p>H-1176</p> <p>H-1209</p>	H-1164	5/8" Hex nuts (for use as "back-up" nuts on H-1167 studs behind faceplate)	4	\$4.00 each (\$16.00 for 4 pcs.)	
	NIPPLE PART NO. DESCRIPTION		REQU'D QUANTITY	LIST PRICE	
MC-10-PN8-31		8" Standard tapered thread ABS nipple	1	\$ 82.00	

MC-200 TRIM KIT CONTENTS*

PART NO.	DESCRIPTION	REQU'D QUANTITY	LIST PRICE	
MC-14-PFP	Faceplate	1	\$ 281.00	
MC-FP 0-ring	Fitting "O" ring	1	\$ 18.50	
MC-10-PNS	Silicone Sealant for tapered thread & adj. horn nipple	1	\$ 28.00	
MC-10-LUB	Lubricant for faceplate "O" ring nipple	1	\$ 10.50	
MC-10-PFT	Foot	2	\$81.00 (for 2 pcs.)	
MC-10-PHP1	Hardware pack (contents listed above in MC-100 parts)	1	\$ 200.00	
H-1146	1/2" Flat washers	4	\$4.00 each (\$16.00 for 4 pcs.)	
H-1141	1/2" X 1" Hex head machine screws	4	\$15.00 each (\$60.00 for 4 pcs.)	
H-1167-KA-10	5/8" X 10" Threaded rods, (for rod protectors see MC-100 parts)	4	\$21.00 (for 4 pcs.)	
MC-14-PHP1 PARTS DESCRIPTION		REQU'D QUANTITY	LIST PRICE	
H-1164	5/8" Hex nuts	8	\$4.00 each (\$16.00 for 4 pcs.)	
H-1209	1/2" x 1-3/4" flanged bolts	4	\$3.50 each (\$14.00 for 4 pcs.)	
H-1146	1/2" Flat washers	4	\$4.00 each (\$16.00 for 4 pcs.)	
NIPPLE PART NO. DESCRIPTION		REQU'D QUANTITY	LIST PRICE	
MC-10-PN8-31		8" Standard tapered thread ABS nipple	1	\$82.00

CLOSET CARRIER NIPPLE VARIATIONS

H-1167-KA-10 

PART NO.	DESCRIPTION	CARRIER MODEL	NUMBER SUFFIX	LIST PRICE
MC-10-PN24-30	24" tapered threaded PVC nipple P.O.A.			
MC-10-PN8-31	8" Standard tapered thread ABS nipple		Standard	\$ 82.00
MC-10-PN12-31*	12" tapered thread ABS nipple		-12	\$ 87.00
MC-10-PN8R-31	8" rolling thread ABS nipple		-OR	\$ 82.00
MC-10-PN12R-31*	12" rolling thread ABS nipple		-OR12	\$ 87.00
MC-10-PN8AH-31	8" tapered thread ABS nipple with adjustable horn		-AH	\$ 82.00
MC-10-PN12AH-31*	12" tapered thread ABS nipple with adjustable horn		-A12	\$ 87.00
MC-10-PN4R-50	4" rolling thread cast iron nipple		-CI-4	\$ 54.00
MC-10-PN6R-50	6" rolling thread cast iron nipple		-CI-6	\$ 68.00
MC-10-PN8R-50	8" rolling thread cast iron nipple		-CI-8	\$ 82.00
MC-10-PN12R-50*	12" rolling thread cast iron nipple		-CI-12	\$ 177.00
MC-10-PN24R-50	24" rolling thread cast iron nipple		-CI-24	\$ 273.00









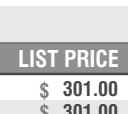
PARTS FOR CLOSET CARRIER NIPPLE VARIATIONS

PART NO.	DESCRIPTION	CARRIER MODEL	NUMBER SUFFIX	LIST PRICE
TC-4-50				
MC-10-1-PTFK	Finishing tiling Frame w/ hardware kit		-1	\$ 75.00
MC-10-3-PRSFK	Rear anchor support kit		-3 (normally furnished at no charge)	\$ 53.00
MC-10-AFS	Auxiliary fixture support for wide pipe chase		-10	\$ 782.00
H-1194-14	Set of 4 vandal proof fixture securing cap nuts		-14	\$ 129.00
H-1194	Set of 4 fixture securing shoulder cap nuts		-S	\$ 64.00
MC-10-PCW	Nipple wrench		-19	\$ 98.00
MC-10-FVS	Flush Valve support		-20	\$ 81.00
MC-10-PBG-FELT	Felt bowl gaskets for use with toilets			\$ 55.00
MC-31-PBG-FELT	Felt gaskets for use with lavatories			\$ 53.00
H-1167-KA-14	5/8" X 14" Threaded rod (4 required) (studs are 12" long)		(varies by longer nipple suffix)	\$ 23.00
TC-2-50, TC-4-50	2" or 4" Caps for aux. /side inlets		(varies by closet carrier model)	\$ 53.00
MC-10-FM-KIT	MC-10 floor mount kit - FM		(varies by closet carrier model)	\$ 128.00

PARTS

URINAL AND LAVATORY CARRIER PARTS

PARTS

PART NO.	MC-31 PARTS DESCRIPTION	REQU'D QUANTITY	LIST PRICE	
MC-31-PLA	Upright, 42"	2	\$ 213.00 (for 2 pcs.)	
MC-31-PUP	Universal plate	1	\$ 189.00	
MC-31-PHP	Hardware pack (contents listed below)	1	\$ 107.00	
PART NO.	MC-31-PHP PARTS DESCRIPTION	REQU'D QUANTITY	LIST PRICE	
H-1104	5/16" U-Bolts	4	\$ 8.00 each (\$32.00 for 4 pcs.)	
H-1102	5/16" Hex nuts	8	\$ 2.50 each (\$20.00 for 8 pcs.)	
H-1087	1/4-20 x 8" Threaded rods	6	\$ 8.00 each (\$48.00 for 6 pcs.)	
H-1080	1/4-20 Hex nuts	24	\$ 2.50 each (\$60.00 for 24 pcs.)	
H-1081	1/4 Flat washers	32	\$ 2.50 each (\$80.00 for 32 pcs.)	
PART NO.	MC-41 PARTS DESCRIPTION	REQU'D QUANTITY	LIST PRICE	
MC-40-PHB	Header bracket	2	\$ 54.00 each (\$108.00 for 2 pcs.)	
MC-40-PLA	Upright, 36"	2	\$ 133.00 each (\$266.00 for 2 pcs.)	
MC-41-PA	Concealed arm with locking & leveling hardware	2	\$ 208.00 each (\$416.00 for 2 pcs.)	
MC-40/50-PN6	6" Nipple & lock nut w/ screws for concealed arm	2	\$ 54.00 each (\$108.00 for 2 pcs.)	
MC-40/50-PLN	Locknut for nipple	2	\$ 11.50 each (\$23.00 for 2 pcs.)	
H-1137	Tie rod	1	\$ 37.00	
H-1208	Eye bolt hardware kit for cast iron lavatories (Suffix - I for MC-40, MC-41, lavatory carriers)	1	\$ 128.00	
H-1083	1/4"-20 x 1" Cup point set hex head screw	2	\$ 5.25 each (\$10.50 for 2 pcs.)	
H-1132	3/8" x 1/2" Cup point hex head screws	4	\$ 5.25 each (\$21.00 for 4 pcs.)	
H-1084	1/4" Rubber bumpers	4	\$ 2.50 each (\$10.00 for 4 pcs.)	
H-1126	3/8" Hex nuts	2	\$ 2.50 each (\$5.00 for 2 pcs.)	
PART NO.	MC-30/40/50 SERIES PARTS VARIATIONS	REQU'D QUANTITY	LIST PRICE	
MC-31-PBP	Lower bearing plate for MC-32	1	\$ 75.00	
H-1101	5/16" X 10" Threaded rods for MC-32 lower bearing plate	2	\$ 18.50 each (\$37.00 for 2 pcs.)	
H-1102	5/16" Nuts MC-32 bearing plate studs	4	\$ 2.50 each (\$10.00 for 4 pcs.)	
H-1103	5/16" Washers MC-32 bearing plate studs	4	\$ 2.50 each (\$10.00 for 4 pcs.)	
MC-40-PUA	Left or right exposed arm for MC-40	2	\$ 289.00 each (\$578.00 for 2 pcs.)	
MC-40-PUA-IK	Installation kit for MC-40-PUA exposed arm	2	\$ 72.50 each (\$145.00 for 2 pcs.)	
MC-40-R-PLA	Round upright, 36", for MC-41-R Series	2	\$ 163.00 each (\$326.00 for 2 pcs.)	
MC-41-PDB	Double header bracket for MC-41-D	2	\$ 107.00 each (\$214.00 for 2 pcs.)	
MC-40-R-PHB	Header bracket for round uprights	2	\$ 68.00 each (\$136.00 for 2 pcs.)	
MC-41-AHK	Replacement leveling & locking hardware for one arm only	1	\$ 68.00	
MC-41-PE2	2" deep by 3-3/8" Dia. chrome plated escutcheon	2	\$ 75.00 each (\$150.00 for 2 pcs.)	
MC-41-R-PA	Concealed threaded arm with locking & leveling hardware for round header bracket	2	\$ 208.00 each (416.00 for 2 pcs.)	
MC-42-PA	ADA Lav. concealed arm with locking & leveling hardware	2	\$ 242.00 each (\$484.00 for 2 pcs.)	
MC-42-R-PA	ADA Lav. concealed threaded arm with locking & leveling hardware for round header bracket	2	\$ 242.00 each (\$484.00 for 2 pcs.)	
MC-53-PB	Adjustable wall bracket for MC-50 Series	2	\$ 130.00 each (\$260.00 for 2 pcs.)	
H-1138	3/8" x 1/2" Flat phillips head machine screw for MC-53-PB	2	\$ 2.50 each (\$5.00 for 2 pcs.)	
H-1126	3/8" Hex nuts	2	\$ 2.50 each (\$5.00 for 2 pcs.)	
MC-51-PBP	Back plate for MC-53 Series	2	\$ 130.00 each (\$260.00 for 2 pcs.)	
H-1101	5/16" x 10" Threaded rod	8	\$ 18.50 each (\$37.00 for 2 pcs.)	

HYDRANT PARTS

PART NO.	MHY INTERNAL PARTS DESCRIPTION	REQU'D QUANTITY	LIST PRICE
MHY-CIA-18-A	Universal hydrant repair kit for MHY-10 /20 (up to 18" wall thickness)	1	\$ 301.00
MHY-CIA-30/50	Universal hydrant repair kit for MHY-30 /50	1	\$ 301.00
MHY-1	Hydrant operating key	1	\$ 79.00
MHY-2	Chrome plated head nut	1	\$ 79.00
MHY-CIA-4000	Hydrant repair kit for MHY-40 Series up to MHY-40-14 only	1	\$ 515.00
PART NO.	PARTS FOR HYDRANT VARIATIONS	HYDRANT SUFFIX	LIST PRICE
HY-HC1	1" hose connection	-0	\$ 193.00
HY-H01	Wall clamp	-WC	\$ 54.00
HY-PC	3 Mounting brackets with hardware	-S	\$ 133.00
PART NO.	MHY-90 SERIES REPLACEMENTS PARTS	REQU'D QUANTITY	LIST PRICE
MHY-9001	Brown plastic wheel handle	1	\$ 112.00
MHY-9002	Clear plastic wheel handle	1	\$ 112.00
MHY-9003	Cast iron wheel handle	1	\$ 112.00
MHY-9004	Operating key	1	\$ 87.00
MHY-9005-B-NPB	A.S.S.E. 1011 approved vacuum breaker - rough brass	1	\$ 112.00
MHY-9005-CP-NPB	A.S.S.E. 1011 approved vacuum breaker - polished chrome	1	\$ 141.00
MHY-1000-CP-NPB	A.S.S.E. 1019 approved vacuum breaker for MHY-10 Series	1	\$ 143.00

CAST HYDRANT BOXES

PART NO.	PRODUCT FINISH	DESCRIPTION	LIST PRICE (-1,-3)	LIST PRICE (-49)
MHY-15-(1,3,49)*	Cast NB or SS or Ch. Plated	Standard Box for MHY-10 through MHY-55 Series (except MHY-40,45)	\$ 627.00	\$ 910.00
MHY-15-(1,3,49)-S*	Cast NB or SS or Ch. Plated	Slotted Box with installation brackets and hardware for MHY-10 through MHY-55 Series (except MHY-40, 45)	\$ 814.00	\$ 1097.00
MHY-15-(1,3,49)-NL*	Cast NB or SS or Ch. Plated	No lip box for MHY-60 Series	\$ 627.00	\$ 910.00
MHY-95(1,3,49)*	Cast NB or SS or Ch. Plated	Cast Brass Box for MHY-90 Series	\$ 803.00	\$ 1121.00
MHY-3-RB	Fabricated Type 304 Stainless Steel	Fabricated stainless steel Box with 6" round back opening for tilt up construction	\$ 627.00	\$ 910.00

*ADD A KEY LOCK TO ANY OF THE ABOVE HYDRANT BOXES BY SPECIFYING SUFFIX "-K" IN THE PART NUMBER ADDING \$170.00 TO LIST PRICE

FLOOR SINK TOP ASSEMBLIES - NICKEL BRONZE AND STAINLESS STEEL QUARTER SECTION GRATES

PART NO.	DESCRIPTION	WEIGHT (Lbs.)	LIST PRICE
FS1500-PG-125R-1	1/4 grate section, right hand side for 3 in 1 FS1500-TA-1 frame and grate top assembly, nickel bronze material	1.00	\$115.00
FS1500-PG-125L-1	1/4 grate section, left hand side for 3 in 1 FS1500-TA-1 frame and grate top assembly, nickel bronze material	1.00	\$115.00
FS1500-PG-125R-3	1/4 grate section, right hand side for 3 in 1 FS1500-TA-3 frame and grate top assembly, stainless steel material	1.00	\$115.00
FS1500-PG-125L-3	1/4 grate section, left hand side for 3 in 1 FS1500-TA-3 frame and grate top assembly, stainless steel material	1.00	\$115.00
FS1530-PG-125R-1	1/4 grate section, right hand side for 3 in 1 FS1530-TA-1 frame and grate top assembly, nickel bronze material	1.00	\$115.00
FS1530-PG-125L-1	1/4 grate section, left hand side for 3 in 1 FS1530-TA-1 frame and grate top assembly, nickel bronze material	1.00	\$115.00
FS1530-PG-125R-3	1/4 grate section, right hand side for 3 in 1 FS1530-TA-3 frame and grate top assembly, stainless steel material	1.00	\$115.00
FS1530-PG-125L-3	1/4 grate section, left hand side for 3 in 1 FS1530-TA-3 frame and grate top assembly, stainless steel material	1.00	\$115.00
FS1700-PG-125R-1	1/4 grate section, right hand side for 3 in 1 FS1700-TA-1 frame and grate top assembly, nickel bronze material	1.00	\$230.00
FS1700-PG-125L-1	1/4 grate section, left hand side for 3 in 1 FS1700-TA-1 frame and grate top assembly, nickel bronze material	1.00	\$230.00
FS1700-PG-125R-3	1/4 grate section, right hand side for 3 in 1 FS1700-TA-3 frame and grate top assembly, stainless steel material	1.00	\$230.00
FS1700-PG-125L-3	1/4 grate section, left hand side for 3 in 1 FS1700-TA-3 frame and grate top assembly, stainless steel material	1.00	\$230.00
FS1750-PG-125R-1	1/4 grate section, right hand side for 3 in 1 FS1750-TA-1 frame and grate top assembly, nickel bronze material	1.00	\$201.00
FS1750-PG-125L-1	1/4 grate section, left hand side for 3 in 1 FS1750-TA-1 frame and grate top assembly, nickel bronze material	1.00	\$201.00
FS1750-PG-125R-3	1/4 grate section, right hand side for 3 in 1 FS1750-TA-3 frame and grate top assembly, stainless steel material	1.00	\$201.00
FS1750-PG-125L-3	1/4 grate section, left hand side for 3 in 1 FS1750-TA-3 frame and grate top assembly, stainless steel material	1.00	\$201.00
FS1760-PG-125R-1	1/4 grate section, right hand side for 3 in 1 FS1760-TA-1 frame and grate top assembly, nickel bronze material	1.00	\$345.00
FS1760-PG-125L-1	1/4 grate section, left hand side for 3 in 1 FS1760-TA-1 frame and grate top assembly, nickel bronze material	1.00	\$345.00
FS1760-PG-125R-3	1/4 grate section, right hand side for 3 in 1 FS1760-TA-3 frame and grate top assembly, stainless steel material	1.00	\$345.00
FS1760-PG-125L-3	1/4 grate section, left hand side for 3 in 1 FS1760-TA-3 frame and grate top assembly, stainless steel material	1.00	\$345.00



Image of FS1700-PG-125R-1 or -3 quarter grate, right



Image of FS1700-PG-125L-1 or -3 quarter grate, left

How to identify what is a left hand or right hand quarter section grate: when looking at the top assembly with the half grate at the bottom, the quarter section grate on the left is the left hand quarter section and the quarter section grate on the right is the right hand quarter section.

FLOOR SINK TOP ASSEMBLIES - NICKEL BRONZE AND STAINLESS STEEL HALF SECTION GRATES

PART NO.	DESCRIPTION	WEIGHT (Lbs.)	LIST PRICE
FS1500-PG-150-1	1/2 grate section, for 3 in 1 FS1500-TA-1 frame and grate top assembly, nickel bronze material	2.00	\$230.00
FS1500-PG-150-3	1/2 grate section, for 3 in 1 FS1500-TA-3 frame and grate top assembly, stainless steel material	2.00	\$230.00
FS1530-PG-150-1	1/2 grate section, for 3 in 1 FS1530-TA-1 frame and grate top assembly, nickel bronze material	2.00	\$230.00
FS1530-PG-150-3	1/2 grate section, for 3 in 1 FS1530-TA-3 frame and grate top assembly, stainless steel material	2.00	\$230.00
FS1700-PG-150-1	1/2 grate section, for 3 in 1 FS1700-TA-1 frame and grate top assembly, nickel bronze material	2.00	\$460.00
FS1700-PG-150-3	1/2 grate section, for 3 in 1 FS1700-TA-3 frame and grate top assembly, stainless steel material	2.00	\$460.00
FS1750-PG-150-1	1/2 grate section, for 3 in 1 FS1750-TA-1 frame and grate top assembly, nickel bronze material	2.00	\$403.00
FS1750-PG-150-3	1/2 grate section, for 3 in 1 FS1750-TA-3 frame and grate top assembly, stainless steel material	2.00	\$403.00
FS1760-PG-150-1	1/2 grate section, for 3 in 1 FS1760-TA-1 frame and grate top assembly, nickel bronze material	2.00	\$690.00
FS1760-PG-150-3	1/2 grate section, for 3 in 1 FS1760-TA-3 frame and grate top assembly, stainless steel material	2.00	\$690.00



Image of FS1700-PG-150-1 or -3 half grate

R1300 SERIES SCUPPER DRAIN TOP ASSEMBLIES - GRATES AND COLLARS

PART NO.	DESCRIPTION	WEIGHT (Lbs.)	LIST PRICE
R1304T-TA-50	Cast iron scupper drain frame and grate assembly for R1300 Series - for 2", 3" and 4" outlet models	9.00	\$288.00
R1304T-PG-50	Cast iron scupper drain grate only for R1300 Series - for 2", 3" and 4" outlet models	5.00	\$144.00
R1304T-PC-50	Cast iron scupper drain frame only for R1300 Series (2 pieces) - for 2", 3" and 4" outlet models	5.00	\$144.00
R1304T-TA-1	Nickel bronze scupper drain frame and grate assembly for R1300 Series - for 2", 3" and 4" outlet models	9.00	\$748.00
R1304T-PG-1	Nickel bronze scupper drain grate only for R1300 Series - for 2", 3" and 4" outlet models	5.00	\$374.00
R1304T-PC-1	Nickel bronze scupper drain frame only for R1300 Series (2 pieces) - for 2", 3" and 4" outlet models	5.00	\$374.00
R1308T-TA-50	Cast iron scupper drain frame and grate assembly for R1300 Series - for 6" and 8" outlet models	9.00	\$460.00
R1308T-PG-50	Cast iron scupper drain grate only for R1300 Series - for 6" and 8" outlet models	5.00	\$230.00
R1308T-PC-50	Cast iron scupper drain frame only for R1300 Series (2 pieces) - for 6" and 8" outlet models	5.00	\$230.00
R1308T-TA-1	Nickel bronze scupper drain frame and grate assembly for R1300 Series - for 6" and 8" outlet models	9.00	\$1,035.00
R1308T-PG-1	Nickel bronze scupper drain grate only for R1300 Series - for 6" and 8" outlet models	5.00	\$518.00
R1308T-PC-1	Nickel bronze scupper drain frame only for R1300 Series (2 pieces) - for 6" and 8" outlet models	5.00	\$518.00
R1324T-TA-50	Cast iron scupper drain frame and grate assembly for R1320 Series - for 2", 3" and 4" outlet models	9.00	\$288.00
R1324T-PG-50	Cast iron scupper drain grate only for R1320 Series - for 2", 3" and 4" outlet models	5.00	\$144.00
R1324T-PC-50	Cast iron scupper drain frame only for R1320 Series (2 pieces) - for 2", 3" and 4" outlet models	5.00	\$144.00
R1324T-TA-1	Nickel bronze scupper drain frame and grate assembly for R1320 Series - for 2", 3" and 4" outlet models	9.00	\$748.00
R1324T-PG-1	Nickel bronze scupper drain grate only for R1320 Series - for 2", 3" and 4" outlet models	5.00	\$374.00



R1304T-TA-50 - frame and grate image



R1304T-PC-50 - image of frame

R1300 SERIES SCUPPER DRAIN TOP ASSEMBLIES - GRATES AND COLLARS

R1324T-PC-1	Nickel bronze scupper drain frame only for R1320 Series (2 pieces) - for 2", 3" and 4" outlet models	5.00	\$344.00
R1328T-TA-50	Cast iron scupper drain frame and grate assembly for R1320 Series - for 6" and 8" outlet models	9.00	\$460.00
R1328T-PG-50	Cast iron scupper drain grate only for R1320 Series - for 6" and 8" outlet models	5.00	\$230.00
R1328T-PC-50	Cast iron scupper drain frame only for R1320 Series (2 pieces) - for 6" and 8" outlet models	5.00	\$230.00
R1328T-TA-1	Nickel bronze scupper drain frame and grate assembly for R1320 Series - for 6" and 8" outlet models	9.00	\$1,035.00
R1328T-PG-1	Nickel bronze scupper drain grate only for R1320 Series - for 6" and 8" outlet models	5.00	\$518.00
R1328T-PC-1	Nickel bronze scupper drain frame only for R1320 Series (2 pieces) - for 6" and 8" outlet models	5.00	\$518.00

AREA DRAIN TOP ASSEMBLIES - GRATE AND COLLAR VENEERS

PART NO.	DESCRIPTION	WEIGHT (Lbs.)	LIST PRICE
F1300-PGV-1	7" round, nickel bronze grate veneer only	1	\$115.00
F1300-PCV-1	7" round, nickel bronze collar veneer only	0.50	\$92.00
F1300-PGV-3	7" round, stainless steel grate veneer only	1.00	\$115.00
F1300-PCV-3	7" round, stainless steel collar veneer only	0.50	\$92.00
F1320-PGV-1	9" round, nickel bronze grate veneer only	1	\$288.00
F1320-PCV-1	9" round, nickel bronze collar veneer only	0.50	\$92.00
F1320-PGV-3	9" round, stainless steel grate veneer only	1.00	\$288.00
F1320-PCV-3	9" round, stainless steel collar veneer only	0.50	\$92.00
F1340-PGV-1	12" round, nickel bronze grate veneer only	1.25	\$385.00
F1340-PCV-1	12" round, nickel bronze collar veneer only	0.75	\$132.00
F1340-PGV-3	12" round, stainless steel grate veneer only	1.25	\$385.00
F1340-PCV-3	12" round, stainless steel collar veneer only	0.75	\$132.00
F1360-PGV-1	16" round, nickel bronze grate veneer only	2.00	\$840.00
F1360-PCV-1	16" round, nickel bronze collar veneer only	1.00	\$288.00
F1360-PGV-3	16" round, stainless steel grate veneer only	2.00	\$840.00
F1360-PCV-3	16" round, stainless steel collar veneer only	1.00	\$288.00
F1420-PGV-1	8" x 8" square, nickel bronze grate veneer only	1.00	\$288.00
F1420-PCV-1	8" x 8" square, nickel bronze collar veneer only	0.50	\$104.00
F1420-PGV-3	8" x 8" square, stainless steel grate veneer only	1.00	\$288.00
F1420-PCV-3	8" x 8" square, stainless steel collar veneer only	0.50	\$104.00
F1440-PGV-1	12" x 12" square, nickel bronze grate veneer only	1.25	\$449.00
F1440-PCV-1	12" x 12" square, nickel bronze collar veneer only	0.75	\$155.00
F1440-PGV-3	12" x 12" square, stainless steel grate veneer only	1.25	\$449.00
F1440-PCV-3	12" x 12" square, stainless steel collar veneer only	0.75	\$155.00
F1460-PGV-1	15" x 15" square, nickel bronze grate veneer only	2.00	\$920.00
F1460-PCV-1	15" x 15" square, nickel bronze collar veneer only	1.00	\$311.00
F1460-PGV-3	15" x 15" square, stainless steel grate veneer only	2.00	\$920.00
F1460-PCV-3	15" x 15" square, stainless steel collar veneer only	1.00	\$311.00



F1340-TA-1 or 3 image of grate and collar veneer



F1340-PGV-1 or 3 image of grate veneer



F1340-PCV-1 or 3 image of collar veneer

TRUE FIT AREA DRAIN TOP ASSEMBLIES - SEDIMENT BUCKET VENEERS

PART NO.	DESCRIPTION	WEIGHT (Lbs.)	LIST PRICE
F1320-TFB-PBV-1	9" round, nickel bronze sediment bucket veneer only	1.00	\$115.00
F1320-TFB-PBV-3	9" round, stainless steel sediment bucket veneer only	1.00	\$115.00
F1340-TFB-PBV-1	12" round, nickel bronze sediment bucket veneer only	2.00	\$230.00
F1340-TFB-PBV-3	12" round, stainless steel sediment bucket veneer only	2.00	\$230.00
F1360-TFB-PBV-1	16" round, nickel bronze sediment bucket veneer only	3.50	\$546.00
F1360-TFB-PBV-3	16" round, stainless steel sediment bucket veneer only	3.50	\$546.00



F1340-TFB-PBV-1 or 3 image of sediment bucket veneer

Note: the part number for the F1320-TFB grate veneer is F1300-PGV-1 for nickel bronze and F1300-PGV-3 for S.S. The part number for the F1320-TFB collar veneer is F1320-PGV-1 for nickel bronze and F1320-PGV-3 for S.S. All TFB veneers must have the ductile iron grates underneath them drilled and tapped at MIFAB before the veneer can be installed.

Note: the part number for the F1340-TFB grate veneer is F1320-PGV-1 for nickel bronze and F1320-PGV-3 for S.S. The part number for the F1340-TFB collar veneer is F1340-PGV-1 for nickel bronze and F1340-PGV-3 for S.S. All TFB veneers must have the ductile iron grates underneath them drilled and tapped at MIFAB before the veneer can be installed.

Note: the part number for the F1360-TFB grate veneer is F1340-PGV-1 for nickel bronze and F1340-PGV-3 for S.S. The part number for the F1360-TFB collar veneer is F1360-PGV-1 for nickel bronze and F1360-PGV-3 for S.S. All TFB veneers must have the ductile iron grates underneath them drilled and tapped at MIFAB before the veneer can be installed.

JOSAM - MIFAB CROSS REFERENCE

WATER CLOSET CARRIERS

JOSAM	MIFAB
11001	MC-21
11007	MC-21
11008	MC-21
12004	MC-10L-HS
12024	MC-10R-HS
12044	MC-10D-HS
12114A	MC-13L-HS
12134A	MC-13R-HS
12154A	MC-12D-HS
12174A	MC-13L-HS
12194A	MC-13R-HS
12214A	MC-13D-HS
12234A	MC-13R-HS
12254A	MC-13L-HS
12274A	MC-13-2-HS
12294A	MC-13-R-HS
12314A	MC-13D-HS
12674	MC-10L
12674-HS	MC-10L-HS
12674-58	MC-10L-27-37
12684	MC-10R
12684-HS	MC-10R-HS
12684-58	MC-10R-27-37
12694	MC-10D
12694-HS	MC-10D-HS
12694-58	MC-10D-27-37
12704	MC-13L
12704-D4	MC-13D
12704-HS	MC-13L-HS
12704-HS-HD4	MC-13D-HS
12704-HS-HLH4	MC-13L-HS
12704-HS-HRH4	MC-13R-HS
12704-LH4	MC-13L
12704-RH4	MC-13R
12714	MC-13R
12714-D4	MC-13D
12714-HS	MC-13R-HS
12714-HS-HD4	MC-13D-HS
12714-HS-HLH4	MC-13L-HS
12714-HS-HRH4	MC-13R-HS
12714-LH4	MC-13L
12714-RH4	MC-13R
12724	MC-12D
12724-D4	MC-12D
12724-HS	MC-12D-HS
12724-HS-HD4	MC-12D-HS
12724-HS-HV54	MC-12D-HS
12724-OS4	MC-12D
12724-VS4	MC-12D
12734	MC-13L
12744	MC-13R
12754	MC-13D
12764	MC-13R
12774	MC-13L
12784	MC-13D
12794	MC-13L
12804	MC-13R
12814	MC-13D
14004	MC-15L-HS
14024	MC-15R-HS
14044	MC-15D-HS
14064	MC-14-4-V4-HS
14104	MC-14-4-V2-HS
14404	MC-15L
14424	MC-15R
14444	MC-15D
14464	MC-14-4-V4
14484	MC-15D
14504	MC-14-4-V2
15964	MC-27
15984	MC-28
16123	MC-21

WATER CLOSET CARRIERS OPTIONAL VARIATIONS

JOSAM	MIFAB
-1	-1
-2	-13
-4	-14
-6	-20
-10	-12
-21	-16
-24	-11
-30	-Cl-6
-30-5	-6
-32	-10
-35	Std.
-45	-27
-46	-27
-49	-27
-50	-27
-53	"X"
-54	-27
-57	-37
-58	-37

***MC-14 or MC-15 are recommended alternatives. Less pipe space, lower cost and fewer parts. "X" Contact MIFAB**

LAVATORY, URINAL & SINK CARRIERS

JOSAM	MIFAB
17100	MC-41
17100-BB	MC-41D
17105	MC-41D
17110	MC-51
17115	MC-53
17120	MC-51
17125	MC-51
17130	MC-51-LP
17380	MC-40
17380-BB	MC-40D
17380-HD	MC-40
17380-BB-HD	MC-40D
17385	MC-40D
17390	MC-56
17390-BP	MC-55
17395	MC-55
17400	MC-56
17405	MC-56-LP
17415	MC-40
17420	MC-40D
17425	MC-56
17430	MC-56
17435	MC-56
17440	MC-56-LP
17550	MC-31
17550-BB	MC-31D
17550-UR	MC-31
17550-WC	MC-31
17550-WCBL	MC-33
17550-CL	MC-31-C
17555	MC-31D
17560	MC-32
17560-BB	MC-32D
17560-UR	MC-32
17560-WC	MC-32
17560-WCBL	MC-33
17565	MC-32D
17570	MC-31-C
17575	MC-31
17580	MC-32
17585	MC-38D
17590	MC-36
17590-DP	MC-36D
17590-UR	MC-36
17590-UR-DP	MC-36D
17700	MC-40

17705	(pg. 254)	MC-40D
17710	(pg. 254)	MC-40
17715	(pg. 251)	MC-34
17720		"X"
17725		"X"
17730	(pg. 260)	MC-61-T
17735	(pg. 260)	MC-62-4-V2
17800	(pg. 250)	MC-31
17805	(pg. 250)	MC-31
17810	(pg. 250)	MC-32
17815	(pg. 250)	MC-32
17820	(pg. 250)	MC-32
17825	(pg. 260)	MC-61-T
17830	(pg. 252)	MC-38D
17835	(pg. 252)	MC-36
17895	(pg. 250)	MC-31
17900	(pg. 250)	MC-32
17905	(pg. 251)	MC-33-2
17910	(pg. 251)	MC-33

LAVATORY, URINAL AND SINK CARRIERS OPTIONAL VARIATIONS

JOSAM	MIFAB	
-2	(pg. 351, 352)	-TC
-4	(pg. 351, 352)	-14
-10	(pg. 351, 352)	-J
-11	(pg. 351, 352)	-Cl
-60	(pg. 351, 352)	-G
-61	(pg. 351, 352)	-F
-66	(pg. 351, 352)	"X"
-67	(pg. 351, 352)	Standard
-69	(pg. 351, 352)	-20
-75	(pg. 351, 352)	-E2
-76	(pg. 351, 352)	-E4
-77	(pg. 351, 352)	-E6

PUSH ON GASKETS

JOSAM	MIFAB	
19802	(pg. 302)	POG-2
19803	(pg. 302)	POG-3
19804	(pg. 302)	POG-4
19805		"X"
19806	(pg. 302)	POG-6
19812	(pg. 302)	POG-2
19813	(pg. 302)	POG-3
19814	(pg. 302)	POG-4
19815		"X"
19816	(pg. 302)	POG-6
19825		"X"
19826	(pg. 302)	POG-6

ROOF DRAINS

JOSAM	MIFAB	
21000	(pg. 140)	R1220-E
21009-Z	(pg. 142)	R1260-E
21500	(pg. 131)	R1200
21500-6	(pg. 138)	R1200-Z
21500-AE	(pg. 132)	R1200-EU
21500-AER	(see website)	R1200-JD-STR
21500-16	(pg. 138)	R1200-W
21509-Z	(pg. 142)	R1260
21500-19	(pg. 133)	R1200-G
21509-Z-19	(pg. 142)	R1260-G
21500-IRMA	(pg. 134)	R1200-JC
21509-IRMA-Z	(pg. 142)	R1260-JC
21500-IRMA-6	(pg. 134)	R1200-JC-Z
22000	(pg. 140)	R1220-M
22010	(pg. 140)	R1220
22080	(pg. 126)	R1100
22100	(pg. 130)	R1150
22200	(pg. 143)	R1270-A5
22250	(pg. 140)	R1220-U
22500	(pg. 143)	R1270-A5
23000	(pg. 135)	R1200-PR
23009-Z	(pg. 142)	R1260-PR
23010	(pg. 135)	R1200-PR-90

CROSS REFERENCE

23500	(pg. 135)	R1200-PR15	-61
23500-6	(pg. 135)	R1200-Z-PR15	-66
23500-AE	(pg. 135)	R1200-PR-EU	-T
23500-18	(pg. 66)	F1470	-Y
23509-Z	(pg. 142)	R1260-PR15	-X
23500-IRMA	(pg. 135)	R1200-PR15-JC	-Z
23509-Z-IRMA	(pg. 142)	R1260-PR15-JC	
23500-IRMA-6	(pg. 135)	R1200-PR15-Z	
23510	(pg. 59)	F1360	
23530	(pg. 135)	R1200-PR	
23710	(pg. 141)	R1220-PR	
23730	(pg. 128)	R1100-PR	
23740	(pg. 128)	R1100-PR-1	
24020	(pg. 53)	F1320-Y-Z-14	
24030	(pg. 54)	F1340-Y-Z-14	
24040	(pg. 68)	F1530	
24050	(pg. 69)	F1540	
24060	(pg. 69)	F1550	
24200	(pg. 135)	R1200-JC-PR-Z	
24500	(pg. 150)	R1400-83-HM	
24500-45	(pg. 151)	R1410	
24500-90	(pg. 151)	R1420	
24520	(pg. 151)	R1420-83-HM	
24540	(pg. 151)	R1410-83-HM	
24700	(pg. 148)	R1300T	
24700-45	(pg. 148)	R1310	
24710	(pg. 148)	R1310	
24720	(pg. 149)	R1320T	
24720-45	(pg. 149)	R1330	
24730	(pg. 149)	R1330	
24900	(pg. 148)	R1310	
25000	(pg. 153)	R1640	
25010	(pg. 156)	R1940	
25500	(pg. 136)	R1200-RS	
25520	(pg. 141)	R1220-RS	
25540	(pg. 129)	R1100-RS	
26000	(pg. 138)	R1200-W-E	
26010	(pg. 138)	R1200-W	
26200	(pg. 155)	R1900	
26400		"X"	
26450	(pg. 154)	R1850	
26700	(pg. 155)	R1930	
28500	(pg. 133)	R1200-F-E	
28600	(pg. 133)	R1200-F	
28600-AE	(pg. 132)	R1200-EU-F	
29000	(pg. 138)	R1200-W	
29112	(pg. 142)	R1260	

ROOF DRAINS OPTIONAL VARIATIONS

-1	Underdeck clamp	-U
-2	Sump receiver	-B
-3	Deck clamp assembly with sump receiver	-B-U
-4	Sec. membrane ring	-C
-10	Fixed extension	-V
-10-20	Fixed extension Galvanized finish	-V-12
-12	Extension flashing coll	-E
-15	Rough bronze clamp collar	-C-12
-17	2" high solid membrane clamp	-R
-19	Stainless steel mesh screen over dome	-83
-20	All galvanized	-13
-21	Galvanized dome	-12
-22	Metal dome	-M
-23	Rough bronze dome	-81
-24	Nikaloy top	-1
-26	Aluminum dome	-M-80
-27	High dome	Standard
-29	Sediment bucket	-5
-29-20	Galv. sediment bucket	-5-13
-30	Vandal proof	-6
-31	Chained locking grate	-23
-32	SS mesh screen over dome	-83
-33	Membrane clamp with ballast guard	-C-G
-33	Stainless steel mesh screen over dome	-83
-35	Flat grate	Std
-36	Ductile iron grate	Std
-37-50	Ductile iron grate	-1 with NB veneer
-37-51	Ductile iron grate	-1 with PB veneer
-50	Nikaloy top	-1
-51	Nickel bronze top	-1

-61	Downspout elbow	"X"
-66	No hub side outlet	-90
-T	Threaded outlet	T
-Y	Push on outlet	P
-X	Inside caulk outlet	X
-Z	No hub outlet	Std

FLOOR AND AREA DRAINS

JOSAM		MIFAB	
30000	(pg. 302)	A1-C*	35460
30000-A	(pg. 33)	F1100-C*	35580
30000-A-SST	(pg. 33)	F1000-C-29*	35620A
30000-AJ	(pg. 33)	F1100-C-8*	35720A
30000-C	(pg. 33)	F1100-C-5*	36000
30000-D	(pg. 38)	F1100-C-K*	36100
30000-E	(pg. 38)	F1100-C-N*	36210
30000-E1	(pg. 36)	F1100-C-ER*	36340
30000-E2	(pg. 35)	F1100-C-EF*	36410
30000-E3	(pg. 35)	F1100-C-EG*	36640
30000-P	(pg. 34)	F1100-C-AS*	36820A
30000-PD	(pg. 45)	F1160-PB	36850
30000-S-SST	(pg. 32)	F1000-C-S-29*	37500
30000-ST	(pg. 45)	F1120-C-PB*	37770A
30000-ST-A	(pg. 45)	F1120-C*	37800
30000-TSO	(pg. 302)	A1-T-90-7-C*	37810
30000-R	(pg. 39)	F1100-C-RS*	37820
30000-S	(pg. 39)	F1100-C-S*	38040
30200-AD	(pg. 36)	F1100-C-FC*	38250A
30304-Z	(pg. 303)	A4 Body	38420
30304-Z-A	(pg. 51)	F1220	38620-40
30500	(pg. 45)	F1130C body	38830
30500-A	(pg. 48)	F1130C	38930
30500-S	(pg. 48)	F1130C-S	39000
30600	(pg. 45)	F1120-C* body	39150
30600-A	(pg. 48)	F1120-C*	39240
30802-4CP	(pg. 48)	F1120-C-5-49*	39420
30900-9AD	(pg. 36)	F1100-C-FC9*	39600
31000	(pg. 33)	F1100-C-1*	39720
31100	(pg. 53)	F1320-C-14*	39960
32100-39	(pg. 53)	F1320-C-Y-14-25*	
32100-81	(pg. 53)	F1320-C-TFB*	
32100-AE	(pg. 53)	F1320-C-Y-14-4-15*	
32100-AE-81	(pg. 53)	F1320-C-TFB-15*	
32100-AE-LC1-88	(pg. 53)	F1320-C-Y-14-1-15*	
32100-AE-TG	(pg. 53)	F1320-C-Y-14-4-15*	
32100-SS-AE	(see website)	P3100-29	
32100-SS-AE	(see website)	P3100-29-SB	
32100-TG	(pg. 53)	F1320-C-Y-14-4*	
32150	(pg. 73)	F1640	
32160	(pg. 61)	F1430C	
32200-81	(pg. 56)	F1340-C-Y-14-Q-5	
32200-AE	(pg. 54)	F1340-C-15*	
32200-AE-81	(pg. 54)	F1340-C-5-15*	
32200-AE-SD	(pg. 54)	F1340-C-5-15*	
32200-SD	(pg. 56)	F1340-C-Y-14-Q	
32200-SS	(see website)	P3100-29	
32300-81	(pg. 57)	F1350-C-5*	
32330-SD	(pg. 57)	F1350-C-5*	
34710	(pg. 65)	F1460-C*	
35100	(pg. 61)	F1420-C*	
35130-14-1	(pg. 61)	F1430C-33-5-1	
35170	(pg. 61)	F1430C-5	
37830	(pg. 64)	F1450-C-Y-5-4*	
37840	(pg. 64)	F1450-C-Y-5-4*	
37900	(pg. 65)	F1460-C-5-4*	
37960	(pg. 67)	F1490-FL-C-4	
38420-IGS	(pg. 212)	MI-OS-2	
38640	(pg. 62)	F1440-90-4-5	
38820	(pg. 67)	F1490-FL-4-5	
38850	(pg. 71)	F1580	
31120	(pg. 53)	F1320-C-5C14*	
31200	(pg. 54)	F1340-14	
31210	(pg. 54)	F1340-90	
31220	(pg. 54)	F1340-5-14	
31600	(pg. 53)	F1320-C*	
31720	(pg. 54)	F1340-C*	
31800	(pg. 62)	F1440-4-5	
32100	(pg. 53)	F1320-C-Y-14*	
32120	(pg. 53)	F1320-C-Y-5-14*	
32200	(pg. 56)	F1340-C-Y-14-Q*	
32220	(pg. 56)	F1340-C-Y-5-14-Q*	

32300	(pg. 57)	F1350-C*
32320	(pg. 54)	F1340-C-Y-5-14*
32330	(pg. 57)	F1350-C-5*
34720	(pg. 60)	F1370-C-Y-5-14*
34920	(pg. 60)	F1370-C-TFB*
35130	(pg. 61)	F1430C-33-5
35230	(pg. 40)	F1100-C-SHG8-3-5*
35330	(pg. 67)	F1480-FL-5
35430	(pg. 67)	F1480-FL-5-9
35440	(pg. 62)	F1440-14
35460	(pg. 65)	F1460-Y
35580	(pg. 67)	F1480
35620A	(pg. 62)	F1440-5-6
35720A	(pg. 64)	F1450-5-6
36000	(pg. 53)	F1320-C-Y*
36100	(pg. 54)	F1330C-Y
36210	(pg. 56)	F1340-Y-Q
36340	(pg. 57)	F1350-5
36410	(pg. 59)	F1360-C-Y*
36640	(pg. 62)	F1440-5-9-90
36820A	(pg. 66)	F1470-Y-5-14
36850	(pg. 75)	F1760-FL
37500	(pg. 61)	F1420-Y-14
37770A	(pg. 62)	F1440-5-33
37800	(pg. 62)	F1440-Y-14
37810	(pg. 62)	F1440-C-Y-5-4*
37820	(pg. 62)	F1440-C-Y-5-4*
38040	(pg. 49)	F1140C-9
38250A	(pg. 49)	F1140C-9
38420	(pg. 60)	F1370-17
38620-40	(pg. 187)	C1600
38830	(pg. 70)	F1560
38930	(pg. 212)	MI-OS
39000	(pg. 74)	F1650-25-1
39150	(pg. 73)	F1640-C
39240	(pg. 58)	F1350-Y-36-16
39420	(pg. 60)	F1370-18
39600	(pg. 76)	F1810
39720	(pg. 57)	F1350-Z-5
39960	(pg. 40)	F1100-SHG8-3

PLASTIC DRAINS

JOSAM		MIFAB	
JPD	(pg. 51)	F1230M-30-5-1	
JPD-5PVC	(pg. 51)	F1230-30-5-1	
JPF-3200		"X"	
JPG3x4-J5	(pg. 51)	F1220-30-5-1	
JPG3x4-J5PVC	(pg. 51)	F1220-30-5-1	
JPG3x4-J6	(pg. 51)	F1220-30-6-1	
JPG3x4-J6SQ	(pg. 51)	F1220-30-S6-1	
JPF-14	(pg. 33)	F1100-C-30-5-1*	
JPF-15PVC	(pg. 33)	F1100-C-30-5-1*	
JPF-16	(pg. 33)	F1100-C-30-6-1*	
JPF-16SQ	(pg. 39)	F1100-C-30-S6-1*	
JPF-17		"X"	
JPRD-14	(pg. 126)	R1100-M-30	
JPVC-1600	(pg. 176)	C1230-30-1	
JPFC-3x4	(pg. 168)	C1100-R-30-1	
30000-PVC	(pg. 302)	A1-30-7-C*	
30300-PVC	(pg. 303)	A4-30-7*	
49320-PVC	(see CLPB-2014)	F5720-30	
58360	(pg. 175)	C1220-30-R-1	

FLOOR AND AREA DRAINS OPTIONAL VARIATIONS

JOSAM		MIFAB	
-1	Nickel Bronze	(pg. 351, 352)	-1
-2	Polished bronze	(pg. 351, 352)	-2
-3	Buffed polished NB	(pg. 351, 352)	-10
-4	Buffed polished bronze	(pg. 351, 352)	-10
-5	Rough NB top		"X"
-6	Rough bronze top		"X"
-7	Ductile iron grate	(pg. 351, 352)	-4
-8	SS screen dome	(pg. 351, 352)	-83
-10	Less grate	(pg. 351, 352)	-22
-11	Extra heavy duty grate	(pg. 351, 352)	-4
-12	Square top	(pg. 351, 352)	-16
-13	Dome grate	(pg. 351, 352)	-20
-13-1	NB dome grate	(pg. 351, 352)	-20-1
-13-2	PB dome grate	(pg. 351, 352)	-20-2

-14	Hinged grate	(pg. 351, 352)	-14	6E	(pg. 46)
-15	Chained grate	(pg. 351, 352)	-23	7E	(pg. 46)
-16	Locking grate	(pg. 351, 352)	-6	9E	(pg. 46)
-17	Vandal proof	(pg. 351, 352)	-6	E1	(pg. 46)
-19	C.I. undergrate with NB top	(pg. 351, 352)	-3	6E1	(pg. 46)
-20	Cl undergrate with satin bronze top	(pg. 351, 352)	-2	7E1	(pg. 46)
-21	Loose set grate	(pg. 351, 352)	-14	9E1	(pg. 46)
-22	Less locking device		E2	(pg. 46)
"X"				7E2	(pg. 46)
-24	Less dome	(pg. 351, 352)	-(-D)	E3	(pg. 46)
-33	Galvanized sed. Bucket	(pg. 351, 352)	-5-13	7E3	(pg. 46)
-40	Less flange	(pg. 351, 352)	-33	EJ	(pg. 46)
-41	Membrane clamp	(pg. 351, 352)	-C	6EJ	(pg. 46)
-42	Membrane clamp	(pg. 351, 352)	-C	7EJ	(pg. 46)
-43	Levelling studs		9EJ	(pg. 46)
"X"				F	(pg. 47)
-44	Extension	(pg. 351, 352)	-15	6F	(pg. 47)
-44-92	Galvanized extension	(pg. 351, 352)	-15-13	F4	(pg. 46)
-45	Integral extension	(pg. 351, 352)	-15	F6	(pg. 46)
-49	3/4" TSP tapping	(pg. 351, 352)	-3/4"	F5	(pg. 46)
-50	TSP tapping	(pg. 351, 352)	-7	F9	(pg. 46)
-51	1-1/2" aux. threaded inlet	(pg. 351, 352)	-44	F52	(pg. 46)
-52	2" aux. threaded inlet	(pg. 351, 352)	-44T	F53	(pg. 46)
-53	2" auxiliary hub inlet	(pg. 351, 352)	-44NH	G	(pg. 47)
-54	2" aux.spigot inlet	(pg. 351, 352)	-44X	5G	(pg. 47)
-60	Backwater valve	(pg. 351, 352)	-8	H	(pg. 46)
-61	Less backwater valve	"X"	6H	(pg. 46)
-62	T handle closure plug	"X"	7H	(pg. 46)
-63	Spanner wrench	(pg. 351, 352)	H-1042	8H	(pg. 46)
-64	Bronze closure plug	(pg. 351, 352)	-34B	M	(pg. 47)
-66	No hub side outlet	(pg. 351, 352)	-90NH	2M	(pg. 47)
-70	Less bucket	"X"	3M	(pg. 47)
-71	Solid sediment bucket	(pg. 351, 352)	-5	P	(pg. 46)
-72	Solid bucket with bronze screen ports	"X"	4P	(pg. 46)
-74	Solid alum. bucket	"X"	6P	(pg. 46)
-75	Solid alum. bucket with bronze screen ports	"X"	R	(pg. 46)
-80	SS sediment bucket	(pg. 351, 352)	A1-SSB	5R	(pg. 46)
-81	Slotted cast iron bucket	(pg. 351, 352)	-5	6R	(pg. 46)
-82	Aluminum bucket	(pg. 351, 352)	-5	7R	(pg. 46)
-84	SS mesh lined bucket	(pg. 351, 352)	-5-83	8R	(pg. 46)
-88	Secondary strainer	(pg. 351, 352)	-21	S	(pg. 47)
-89	Underdeck clamp	(pg. 351, 352)	-40	5S	(pg. 47)
-91	Rough bronze body	(pg. 351, 352)	-27	6S	(pg. 47)
-92	All galvanized	(pg. 319, 320)	-13	8S	(pg. 47)
-93	All cast iron	"X"	9S	(pg. 47)
-94	Bronze dome	(pg. 351, 352)	-81		
-98	Control box	(pg. 351, 352)	MI-VB		
-99	Extension	(pg. 351, 352)	-15		
-T	Threaded outlet	(pg. 351, 352)	T		
-W	Extension	(pg. 351, 352)	-15		
-X	Inside caulk outlet		X		
-Y	Push on outlet	(pg. 351, 352)	P		
-Z	No hub outlet	(pg. 351, 352)	St		

N7-1	49100	(pg. 67)	F1490-FL-1-11
N7-1	49110	(pg. 67)	F1490-1-11
N9-1	49120	(pg. 67)	F1490-FL-1-11
ER	49130	(pg. 67)	F1490-1-11
ER7-1	49200	(pg. 106)	FS1750-FL-1
ER7-1	49210	(pg. 106)	FS1750-1
ER9-1	49220A	(pg. 106)	FS1750-FL-1
EF4	49230A	(pg. 106)	FS1750-1
EF4-1	49280A	(pg. 107)	FS1760-FL-1
EG	49290A	(pg. 107)	FS1760-1
EG-1	49300	(pg. 101)	FS1520-FL
N-8	49300-LF	(pg. 101)	FS1520
N7-1-8	49300-NB	(pg. 101)	FS1520-FL-1
N7-1-8	49300-LF-NB	(pg. 101)	FS1520-1
N9-1-8	49310	(pg. 101)	FS1520
T	49320A	(pg. 103)	FS1720-FL
T6-3	49320A-LF	(pg. 103)	FS1720
F4-1	49320A-NB	(pg. 103)	FS1720-FL-1
F6-1	49320A-LF-NB	(pg. 103)	FS1720-1
J-1	49330A	(pg. 103)	FS1720
G-1	49340A	(pg. 104)	FS1730-FL
F4-1	49340A-LF	(pg. 104)	FS1730
F4-1	49340A-NB	(pg. 104)	FS1730-FL-1
VD	49340A-LF-NB	(pg. 104)	FS1730-1
VD5-3	49350A	(pg. 104)	FS1730
HG	49360A	(pg. 105)	FS1740-FL
HG5-3	49360A-LF	(pg. 105)	FS1740
HG7-3	49360A-NB	(pg. 105)	FS1740-FL-1
HG7-3	49360A-LF-NB	(pg. 105)	FS1740-1
HG8-3	49370A	(pg. 105)	FS1740
WD	49400	(pg. 108)	FS1770-FL
WD-3	49400-LF	(pg. 108)	FS1770
WD-3	49400-NB	(pg. 108)	FS1770-FL-1
AS	49400-LF-NB	(pg. 108)	FS1770-1
AS-1	49410	(pg. 108)	FS1770
AS-1	49420	(pg. 109)	FS1790-FL
RS	49420-LF	(pg. 109)	FS1790
RS-48-1	49420-NB	(pg. 109)	FS1790-FL-1
RS-412-1	49420-LF-NB	(pg. 109)	FS1790-1
49430	49430	(pg. 109)	FS1790
RS-517-3	49500	(pg. 106)	FS1750-FL
RS-517-3	49500-LF	(pg. 106)	FS1750
S Standard	49500-NB	(pg. 106)	FS1750-FL-1
S5-1	49500-LF-NB	(pg. 106)	FS1750-1
S6-1	49510	(pg. 106)	FS1750
S8-1	49520A	(pg. 106)	FS1750-FL
S10-1	49520A-LF	(pg. 106)	FS1750
	49520A-NB	(pg. 106)	FS1750-FL-1
	49520A-LF-NB	(pg. 106)	FS1750-1
	49530A	(pg. 106)	FS1750
	49580A	(pg. 107)	FS1760-FL
	49580A-LF	(pg. 107)	FS1760
	49580A-NB	(pg. 107)	FS1760-FL-1
	49580A-LF-NB	(pg. 107)	FS1760-1
	49590A	(pg. 107)	FS1760
	49600	(pg. 102)	FS1530-FL-1
	49610	(pg. 102)	FS1530-1
	49620	(pg. 102)	FS1530-FL-1
	SHG6-3	(pg. 102)	FS1530-1
	SHG6-3	(pg. 102)	FS1530-FL
	SHG8-3	(pg. 102)	FS1530
	DD	(pg. 102)	FS1530-FL-1
	DD-50	(pg. 102)	FS1530-1
	DD-50	(pg. 102)	FS1530
	DD-50	(pg. 102)	FS1530-FL
	49720	(pg. 102)	FS1530
	49720-LF	(pg. 102)	FS1530
	49720-NB	(pg. 102)	FS1530-FL-1
	49720-LF-NB	(pg. 102)	FS1530-1
	49730	(pg. 102)	FS1530
	49850	(pg. 74)	F1650-1
	49870A	(pg. 58)	F1350-Y-36

"X" Contact MIFAB

30000 SERIES STRAINER OPTIONAL VARIATIONS

JOSAM	MIFAB
SJ	(pg. 47)
5SJ	(pg. 47)
6SJ	(pg. 47)
8SJ	(pg. 47)
T	(pg. 47)
5T	(pg. 47)
6T	(pg. 47)
9T	(pg. 47)
W	(pg. 46)
2W	(pg. 46)
4W	(pg. 46)
6W	(pg. 46)
WF6S	(pg. 47)

*Includes "-C" membrane clamp in areas with waterproof membrane. As a recommended alternate, use F1100 in non membrane areas, delete "-C" membrane clamp

FLOOR SINKS

JOSAM	MIFAB
49000	(pg. 101)
49010	(pg. 101)
49020AS	(pg. 103)
49030AS	(pg. 103)
49040AS	(pg. 104)
49050AS	(pg. 104)
49060AS	(pg. 105)
49070AS	(pg. 105)
FS1520-FL-1	
FS1720-FL-1	
FS1720-1	
FS1730-FL-1	
FS1730-1	
FS1740-FL-1	
FS1740-1	

FLOOR SINK OPTIONAL VARIATIONS

JOSAM	MIFAB
-2	Less grate (pg. 351, 352) -22
-3	Half grate (pg. 351, 352) -150
-4	3/4 grate (pg. 351, 352) -175
-5	Nickel bronze grate (pg. 351, 352) -1
-7	Full grate with 2 1/2" center opening (pg. 351, 352) -51

30000 SERIES STRAINER OPTIONAL VARIATIONS

JOSAM	MIFAB
A	(pg. 46) Std
5A	(pg. 46) 5-1
6A	(pg. 46) 6-1
7A	(pg. 46) 7-1
8A	(pg. 46) 8-1
9A	(pg. 46) 10-1
10A	(pg. 46) 10-1
AD	(pg. 46) FC
6AD	(pg. 46) FC7-1
9AD	(pg. 46) FC9-1
AF	(pg. 46) FT6
6AF	(pg. 46) FT6-1
AJ	(pg. 46) Std -8
5AJ	(pg. 46) 5-1-8
6AJ	(pg. 46) 6-1-8
7AJ	(pg. 46) 7-1-8
C	(pg. 46) 5-5
5C	(pg. 46) 5-1-5
D	(pg. 46) K
5D	(pg. 46) K5-1
6D	(pg. 46) K5-1
E	(pg. 46) N

-8	Depressed alum grate	"X"	56050-13	(pg. 171)
-10	Secured grate	(pg. 351, 352)	-6	56050-14	(pg. 169)
-15	Stainless Steel rim & grate	(pg. 351, 352)	-3	56060	(pg. 172)
-16	Grate w/ 4" dia. funnel	(pg. 351, 352)	-F4	56060-14	(pg. 169)
-17	Grate w/ 6" dia. funnel	(pg. 351, 352)	-F6	56070	(pg. 172)
-18	Grate w/ 4" x 9" funnel	(pg. 351, 352)	-G	56070-14	(pg. 169)
-20	Solid NB cover	"X"	56670	(pg. 187)
-24	Chained grate	(pg. 319, 320)	-23	57008-Z-CI	(pg. 172)
-30	SS sediment bucket	(pg. 351, 352)	-5-3	57008-Z-1	(pg. 168)
-31	Sediment bucket	(pg. 351, 352)	-5	57008-Z-1-SD	(pg. 172)
-35	SS mesh lined bucket	(pg. 351, 352)	-5-83	57008-Z-1-SQ	(pg. 170)
-43	Internal dome strainer	(pg. 351, 352)	Std	57008-Z-1-12	(pg. 170)
-45	Less bottom dome strainer	"X"	57008-Z-LT	(pg. 312)
-51	All galvanized	(pg. 319, 320)	-13	58180	(pg. 182)
-52	Painted inside and out	"X"	58190	(pg. 182)
-55	Trap seal primer	(pg. 351, 352)	-7	58360	(pg. 175)
-C	Membrane clamp	(pg. 351, 352)	-C	58370A	(pg. 168)
-X	Inside caulk outlet	"X"	58460A	(pg. 175)
-Z	No hub outlet	(pg. 351, 352)	Std	58460A-AE	(pg. 175)

STAINLESS STEEL DRAINAGE PRODUCTS

JOSAM		MIFAB
52010	(pg. 110)	FS1920-FL
52020	(pg. 32)	F1000-S10-3
52030	(pg. 110)	FS1920-FL
52040	(pg. 110)	FS1940-FL
52050	(pg. 110)	FS1940-FL
52060	(pg. 110)	FS1940-FL
52070	(pg. 110)	FS1940-FL
52080	(pg. 110)	FS1920-FL-C
52100	(pg. 110)	FS1940-FL-C
52120	(pg. 110)	FS1940-FL-C
52130	(pg. 32)	F1000-S6-3-28
52140	(pg. 32)	F1000-C-S6-3-28
52150	(pg. 168)	C1000-R-3-29
52200	"X"
52300	"X"
52310	"X"
52320	"X"
54100	(pg. 149)	R1320-28
54200	(pg. 32)	F1000-C-6-3-28
54210	(pg. 32)	F1000-C-8-3-28
54220	(pg. 32)	F1000-C-8-3-5-28
54230	(pg. 32)	F1000-C-8-3-28
54240	(pg. 32)	F1000-C-8-3-5-28
54250	(pg. 32)	F1000-C-10-3-28
54300	(pg. 78)	F1890
54400	(pg. 171)	C1000-TS-3-28
54500	"X"

CLEANOUTS

JOSAM		MIFAB
55000	(pg. 172)	C1100-XR-4
55000-1	(pg. 168)	C1100-R-1
55000-5	(pg. 172)	C1100-XR-4
55000-1-SD	(pg. 172)	C1100-XR-1
55000-1-SQ	(pg. 170)	C1100-S-1
55000-1-12	(pg. 170)	C1100-T-1
55000-1-13	(pg. 171)	C1100-UR-1
56000	(pg. 168)	C1100-R
56000-12	(pg. 170)	C1100-T
56000-14	(pg. 169)	C1100-RC
56000-88	(pg. 311)	R-1
56010	(pg. 168)	C1100-R
56010-12	(pg. 170)	C1100-T
56010-14	(pg. 169)	C1100-RC
56020	(pg. 170)	C1100-S
56020-12	(pg. 171)	C1100-TS
56020-14	(pg. 169)	C1100-S-RC
56020-88	(pg. 311)	S-1
56030	(pg. 170)	C1100-S
56030-12	(pg. 171)	C1100-TS
56030-14	(pg. 169)	C1100-S-RC
56040	(pg. 172)	C1100-XR
56040-13	(pg. 171)	C1100-UR
56040-14	(pg. 170)	C1100-T
56040-88	(pg. 311)	XR-1
56050	(pg. 172)	C1100-XR

58500	(pg. 182)	C1450
58510	(pg. 184)	C1460
58540	(pg. 179)	C1430
58580	(pg. 176)	C1230-4
58580-1	(pg. 176)	C1230-1
58580-1-SD	(pg. 176)	C1100-S-1
58580-1-SQ	(pg. 170)	C1400-RD
58600	(pg. 179)	C1430-RD
58600-CO	(pg. 179)	C1460-RD
58600-COT	(pg. 185)	C1460-RD
58600-PLG	(pg. 179)	C1430-RD
58610	(pg. 178)	C1400-R6
58610-CO	(pg. 178-179)	C1400-R6-1 & C1430
58610-COT	(pg. 178-184)	C1400-R6-1 & C1460
58620	(pg. 345)	-25-1
58630	(pg. 188)	FHA
58630-CO	(pg. 177-179)	C1300-R6 & C1430
58630-COT	(pg. 178-184)	C1400-R6-1 & C1460
58640	(pg. 178)	C1400-S
58640-CO	(pg. 178-179)	C1400-R6-1 & C1430
58640-COT	(pg. 178-184)	C1400-R6-1 & C1460
58650	(pg. 188)	UASS
58660	(pg. 177)	C1300-US
58665	(pg. 187)	C1500
58670	(pg. 178)	C1300-MF
58680	(pg. 182)	C1450-R
58700	(pg. 183)	C1450-RD
58710	(pg. 183)	C1450-S
58730	(pg. 183)	C1450-S
58740	(pg. 184)	C1460-R
58750	(pg. 185)	C1460-S
58760	(pg. 185)	C1460-S
58770	(pg. 185)	C1460-RD
58790	(pg. 176)	C1230-S
58800	(pg. 176)	C1230-S
58810	(pg. 176)	C1230-S
58820	(pg. 176)	C1230-S
58830	(pg. 176)	C1230-S
58850	(pg. 176, 178)	C1300-MF w/C1230
58860	(pg. 176, 178)	C1300-MF w/C1230
58890	(pg. 179)	C1430-RD
58900	(pg. 182)	C1450
58910	(pg. 184)	C1460

CLEANOUT OPTIONAL VARIATIONS

JOSAM		MIFAB
-1	Nickel bronze	(pg. 351, 352) -1
-2	Polished bronze	(pg. 351, 352) -2
-5	Ductile iron cover	(pg. 351, 352) -4
-6	Square NB top	(pg. 351, 352) S-1
-6-2	Square NB top	(pg. 351, 352) S-1
-10	Scoriated cover	(pg. 351, 352) std
-12	Top recessed for tile	(pg. 351, 352) T-1
-13-1	Rnd NB terrazzo cover	(pg. 351, 352) UR-1
-13-2	Rnd NB terrazzo cover	(pg. 351, 352) UR-1
-14	Carpet Marker	(pg. 351, 352) RC-1
-15	Vandal proof	(pg. 351, 352) -6
-17	Longer screw then 3 1/2"	(pg. 351, 352) -87

CLEANOUT OPTIONAL VARIATIONS CON'T

JOSAM		MIFAB
-19	Plug tap. for center scr	(pg. 351, 352) "X"
-20	Raised head br. plug	(pg. 351, 352) -34B
-22	Taper thread br. plug	(pg. 351, 352) -34B
-24	Spanner wrench	(pg. 351, 352) H-1042
-26	Gasketed cover	(pg. 351, 352) Std
-31	All galvanized	(pg. 351, 352) -13
-41	Membrane clamp & flange	(pg. 351, 352) -C
-E	Extension	(pg. 351, 352) -15
-F	Anchor flange	(pg. 351, 352) Std
-WF	Wide flange	(pg. 351, 352) Std
-X	Inside caulk outlet	(pg. 351, 352) X
-Y	Push on outlet	(pg. 351, 352) P
-Z	No hub outlet	(pg. 351, 352) Std

INTERCEPTORS

JOSAM		MIFAB
60000A	(pg. 208)	MI-G-SDH
60010A	(pg. 208)	MI-G-L-SDH
60030A	(pg. 208, 209)	MI-G-SDH w/ MI-CSD
60040A	(pg. 208, 209)	MI-G-SDH w/ MI-CSD-EN
60100A	(pg. 205)	MI-G
60100H	(pg. 205)	MI-G
60100H-GRD	(pg. 218)	MI-G-AD
60100H-EXT	(pg. 205)	MI-G-C
60100H-ET	(pg. 205, 209)	MI-G and MI-CS
60100H-RT	(pg. 219)	MI-G and MI-CS
60100A-EGLD	(pg. 219)	MI-E-G
60100A	(pg. 205)	MI-G-E
60100-SA	(pg. 208)	MI-G-SDH
60100-SA-ET	(pg. 208, 209)	MI-G-SDH and MI-CSD
60100-SA-RT	(pg. 208, 209)	MI-G-SDH and MI-CSD
60100-50A	(pg. 208)	MI-G-SDH
60110A	(pg. 205)	MI-G-L
60110-50A	(pg. 208)	MI-G-L-SDH
60115A	(pg. 205)	MI-G-L
60117A	(pg. 205)	MI-G-L
60115-SA	(pg. 208)	MI-G-L-SDH
60120A	(pg. 205)	MI-G-C
60130A	(pg. 205, 209)	MI-G w/ MI-CS
60130-50A	(pg. 208, 209)	MI-G-SDH w/ MI-CSD
60140A	(pg. 205, 209)	MI-G w/ MI-CS-EN
60140-50A	(pg. 208, 209)	MI-G-SDH w/ MI-CSD-EN
60200A	(pg. 206)	XL-MI-G-C
60210A	(pg. 206)	XL-MI-G
60210A-SAP	(pg. 206)	XL-MI-G-HLA
60210A-EXT	(pg. 206)	XL-MI-G-SB
60210A-ISI	(pg. 206)	XL-MI-G-SB
60210A-EGLD	(pg. 206)	XL-MI-E-G
60100A	(pg. 206)	XL-MI-E-G
60300	(pg. 218)	MI-G-AD
60300A	(pg. 218)	MI-G-AD
60500A	(pg. 210)	MI-O
60500B	(pg. 210)	MI-O
60500B-EXT	(pg. 210)	MI-O-"C"
60500-EST	(pg. 211)	MI-O-HU
60520A	(pg. 210)	MI-O-C
60600A	(pg. 210)	MI-O-C
60610A	(pg. 210)	MI-O
60610A-EXT	(pg. 211)	MI-O-HU-"C"
60610-EST	(pg. 211)	MI-O-HU
60810	(pg. 212)	MI-OS
61000	(pg. 212)	MI-HAIR
61020	(pg. 212)	MI-SOLID-LB
61030	(pg. 212)	MI-SOLID-S
61040	(pg. 212)	MI-SOLID-L
61040A	(pg. 213)	MI-SOLID-TA
61070	"X"
61080	"X"
61800	(pg. 216)	MI-LINT
61850	(pg. 212)	MI-OS
GI2000	(pg. 218)	MI-G-AD
CEGOLD-2000	(pg. 201)	HLA
EGOLD-1000	(pg. 201)	HLA

CROSS REFERENCE

INTERCEPTOR OPTIONAL VARIATIONS

JOSAM		MIFAB
-4	All galvanized (pg. 351, 352)	-13
-15	Stainless steel basket (pg. 351, 352)	-SSB
-30	ARE coating, inside/out (pg. 351, 352)	"X"
-31	ARE coating, inside (pg. 351, 352)	"X"
-32	ARE coating, outside (pg. 351, 352)	"X"
-40	Cover recessed for tile (pg. 351, 352)	-TL
-41	Extension (pg. 351, 352)	-C
-61	Anchor flange and membrane clamp (pg. 351, 352)	-FLC
-62	4" inlet and outlet (pg. 351, 352)	"X"
-65	Hub inlet, spigot outlet, 2" (pg. 351, 352)	"X"
-66	Hub inlet, spigot outlet, 3" (pg. 351, 352)	"X"
-67	Hub inlet, spigot outlet, 4" (pg. 351, 352)	"X"
-68	3" inlet and outlet (pg. 351, 352)	"X"
-80	Sediment bucket (pg. 351, 352)	-SB
-85	Enzymatic port (pg. 351, 352)	"X"

BACKWATER VALVES

JOSAM		MIFAB
67100A	(pg. 282)	BV1260
67350	(pg. 284)	BV1300
67360-DH	(pg. 284)	BV1300
67360	(pg. 284)	BV1300
67400	(pg. 281)	BV1000
67500	(pg. 281)	BV1000
67520	(pg. 281)	BV1000
67600	(pg. 281)	BV1000
67650	(pg. 282)	BV1210
67720	(pg. 283)	BV1280
67800	(pg. 283)	BV1280

BACKWATER VALVE OPTIONAL VARIATIONS

JOSAM		MIFAB
-50	All galvanized (pg. 351, 352)	-13
-28	12" CI extension (pg. 351, 352)	"X"
-29	24" CI extension (pg. 351, 352)	"X"

HYDRANTS

JOSAM		MIFAB
71000	(pg. 271)	MHY-26

71020	(pg. 272)	MHY-35
71050	(pg. 271)	MHY-10
71070	(pg. 272)	MHY-30
71400	(pg. 278)	MHY-68
71450	(pg. 278)	MHY-68
71600	(pg. 277)	MHY-60
71650	(pg. 273)	MHY-45

HYDRANT OPTIONAL VARIATIONS

JOSAM		MIFAB
-72	Wall clamp (pg. 351, 352)	-WC
-73	Solder inlet (pg. 351, 352)	Std
-91	1" thr. Outlet (pg. 351, 352)	-0
-95	Cylinder key lock (pg. 351, 352)	-K
-97	1/8" drain hole tapped in box (pg. 351, 352)	-9

WATER HAMMER ARRESTORS

JOSAM		MIFAB
75000	(pg. 300)	WHB
75001A	(pg. 300)	WHB-A
75002B	(pg. 300)	WHB-B
75003C	(pg. 300)	WHB-C
75004D	(pg. 300)	WHB-D
75005E	(pg. 300)	WHB-E
75006F	(pg. 300)	WHB-F
75007	(pg. 301)	WHS
75000-S	(pg. 300)	MWH
75001-S	(pg. 300)	MWH-A
75002-S	(pg. 300)	MWH-B
75003-S	(pg. 300)	MWH-C
75004-S	(pg. 300)	MWH-D
75005-S	(pg. 300)	MWH-E
75006-S	(pg. 300)	MWH-F

TRENCH DRAINS

JOSAM		MIFAB
76000	(pg. 86)	T1320-FL-4
76010	(pg. 86)	T1350-FL-4
76300	(pg. 85)	T1200-4
76400	(pg. 85)	T1200-F-4
76500	(pg. 85)	T1200-4
76501	(pg. 85)	T1200-F-4
76600	(pg. 85)	T1200-4
76700	(pg. 85)	T1200
76701	(pg. 85)	T1200-F-4
76800	(pg. 85)	T1200-F2-4

TRENCH DRAIN OPTIONAL VARIATIONS

JOSAM		MIFAB
-1	NB veneer (pg. 351, 352)	-1
-2	PB veneer (pg. 351, 352)	-1
-7	DI grate (pg. 351, 352)	-4
-20	Vandal proof (pg. 351, 352)	-6
-30	Anchor flange and membrane clamp (pg. 351, 352)	-FLC
-40	All galvanized (pg. 351, 352)	-13
-65	Backwater valve (pg. 351, 352)	-8
-70	Sediment bucket (pg. 351, 352)	-5
-X	Inside caulk outlet (pg. 351, 352)	X

TRAP SEAL PRIMERS AND SPECIALITIES

JOSAM		MIFAB
85220	(pg. 149)	R1320T
85800	(pg. 75)	F1760-FL
85810	(pg. 75)	F1760-FL
85903-Z	(pg. 52)	F1240
88100	(pg. 286)	MI-950
88210	(pg. 286)	MI-950-F
88230	(pg. 284)	TS1000
88250	(pg. 292)	MI-TSP-2
88250-90	(pg. 292)	MI-TSP-1
88250-91	(pg. 292)	MI-TSP-3
88300	(pg. 292)	MR-500-NPB & MI-DU-500
88350	(pg. 285)	MI-850
88400	(pg. 294)	MI-600-50
88450	(pg. 294)	MI-600-50
88550 "X"	"X"
88560	(pg. 285)	MI-830
88600	(pg. 285)	MI-830
88900	(pg. 287)	MI-CAG-NH
88910	(pg. 287)	MI-CAG-T
88950	(pg. 287)	MI-GRILL
88970	(pg. 287)	MI-GRILL

Note: This guide is prepared to assist in determining the MIFAB Catalog number which is similar to the Josam catalog number referred to. Due to the simplified modular design of MIFAB products, this index indicates the product which is closest in design, based on function: eg. Free Area, Loading Rating, Depth, Material etc.

"X" Contact MIFAB

CROSS REFERENCE

J R SMITH - MIFAB CROSS REFERENCE

WATER CLOSET CARRIERS

J R SMITH		MIFAB
0115	(pg. 234)	MC-10-EXT
0115D	(pg. 234)	MC-10D-EXT-HS
0115L	(pg. 234)	MC-10L-EXT-HS
0115R	(pg. 234)	MC-10R-EXT-HS
0115DY	(pg. 234)	MC-10D-EXT
0115LY	(pg. 234)	MC-10L-EXT
0115RY	(pg. 234)	MC-10R-EXT
0175	(pg. 242)	MC-13
0175D	(pg. 243)	MC-13D-HS
0175L	(pg. 243)	MC-13L-HS
0175R	(pg. 243)	MC-13R-HS
0175DY	(pg. 242)	MC-13D
0175LY	(pg. 242)	MC-13L
0175RY	(pg. 242)	MC-13R
0185	(pg. 243)	MC-13-2-HS
0185D	(pg. 243)	MC-13D-2-HS
0185Y	(pg. 242)	MC-13-2
0185DY	(pg. 242)	MC-13D-2
0208	(pg. 232)	MC-10
0208DY	(pg. 232)	MC-10D
0208LY	(pg. 232)	MC-10L
0208RY	(pg. 232)	MC-10R
0209	(pg. 235)	MC-10-27
0209DY	(pg. 235)	MC-10D-27
0209LY	(pg. 235)	MC-10L-27
0209RY	(pg. 235)	MC-10R-27
0220R	(pg. 237)	MC-10R-27-HS
0220DY	(pg. 236)	MC-10D-27-37
0220LY	(pg. 236)	MC-10L-27-37
0220RY	(pg. 236)	MC-10R-27-37
0220LY-M54-XX	(pg. 236)	MC-10L-27-37-HDX
0220LY-M54-XX	(pg. 236)	MC-10L-27-37-HD-750
0220LY-M58/54-XX	(pg. 236)	MC-10L-27-37-HDX
0220LY-M58/54-XX	(pg. 236)	MC-10L-27-37-HD-750
0220RY-M54-XX	(pg. 236)	MC-10R-27-37-HDX
0220RY-M54-XX	(pg. 236)	MC-10R-27-37-HD-750
0220RY-M58/54-XX	(pg. 236)	MC-10R-27-37-HDX
0220RY-M58/54-XX	(pg. 236)	MC-10R-27-37-HD-750
0220DY-M54-XX	(pg. 236)	MC-10D-27-37-HDX
0220DY-M54-XX	(pg. 236)	MC-10D-27-37-HD-750
0220DY-M58/54-XX	(pg. 236)	MC-10D-27-37-HDX
0220DY-M58/54-XX	(pg. 236)	MC-10D-27-37-HD-750
0230	(pg. 241)	MC-12-HS*
0230D	(pg. 241)	MC-12D-HS*
0230Y	(pg. 240)	MC-12*
0230DY	(pg. 240)	MC-12D*
0230Y-M54-XX	(pg. 240)	MC-12-HDX
0230Y-M54-XX	(pg. 240)	MC-12-HD-750
0230Y-M58/54-XX	(pg. 240)	MC-12-HDX
0230Y-M58/54-XX	(pg. 240)	MC-12-HD-750
0230DY-M54-XX	(pg. 240)	MC-12D-HDX
0230DY-M54-XX	(pg. 240)	MC-12D-HD-750
0230DY-M58/54-XX	(pg. 240)	MC-12D-HDX
0230DY-M58/54-XX	(pg. 240)	MC-12D-HD-750

0240	(pg. 242)	MC-13	0370R	(pg. 243)	MC-13R-HS	0419RYT	(pg. 246)	MC-15R-25
0240D	(pg. 243)	MC-13D-HS	0375	(pg. 242)	MC-13	0429	(pg. 246)	MC-15-31
0240L	(pg. 243)	MC-13L-HS	0375D	(pg. 243)	MC-13D-HS	0430	(pg. 246)	MC-15
0240R	(pg. 243)	MC-13R-HS	0375L	(pg. 243)	MC-13L-HS	0430D	(pg. 247)	MC-15D-HS
0240DY	(pg. 242)	MC-13D	0375R	(pg. 243)	MC-13R-HS	0430L	(pg. 247)	MC-15L-HS
0240LY	(pg. 242)	MC-13L	0375DY	(pg. 242)	MC-13D	0430R	(pg. 247)	MC-15R-HS
0240RY	(pg. 242)	MC-13R	0375LY	(pg. 242)	MC-13L	0430DY	(pg. 246)	MC-15D
0240LY-M54-XK	(pg. 242)	MC-13L-HDX	0375RY	(pg. 242)	MC-13R	0430LY	(pg. 246)	MC-15L
0240LY-M54-XX	(pg. 242)	MC-13L-HD-750	0380	(pg. 243)	MC-13-HS	0430RY	(pg. 246)	MC-15R
0240LY-M58/54-XX	(pg. 242)	MC-13L-HDX	0380D	(pg. 243)	MC-13D-HS	0431	(pg. 247)	MC-15-HS
0240LY-M58/54-XX	(pg. 242)	MC-13L-HD-750	0380L	(pg. 243)	MC-13L-HS	0431D	(pg. 247)	MC-15D-HS
0240RY-M54-XK	(pg. 242)	MC-13R-HDX	0380R	(pg. 243)	MC-13R-HS	0431L	(pg. 247)	MC-15L-26-HS
0240RY-M54-XX	(pg. 242)	MC-13R-HD-750	0385	(pg. 243)	MC-13-2-HS	0431R	(pg. 247)	MC-15R-25-HS
0240RY-M58/54-XK	(pg. 242)	MC-13R-HDX	0385D	(pg. 243)	MC-13D-2-HS	0431DY	(pg. 246)	MC-15D
0240RY-M58/54-XX	(pg. 242)	MC-13R-HD-750	0385Y	(pg. 242)	MC-13-2	0431LY	(pg. 246)	MC-15L-26
0240DY-M54-XK	(pg. 242)	MC-13D-HDX	0385DY	(pg. 242)	MC-13D-2	0431RY	(pg. 246)	MC-15R-25
0240DY-M54-XX	(pg. 242)	MC-13D-HD-750	0410	(pg. 246)	MC-15	0437	(pg. 246)	MC-15
0240DY-M58/54-XK	(pg. 242)	MC-13D-HDX	0410D	(pg. 247)	MC-15D-HS	0437L	(pg. 247)	MC-15L-HS
0240DY-M58/54-XX	(pg. 242)	MC-13D-HD-750	0410L	(pg. 247)	MC-15L-HS	0437R	(pg. 247)	MC-15R-HS
0250	(pg. 243)	MC-13-2-HS	0410R	(pg. 247)	MC-15R-HS	0437DY	(pg. 246)	MC-15D
0250D	(pg. 243)	MC-13D-2-HS	0410DY	(pg. 246)	MC-15D	0437LY	(pg. 246)	MC-15L
0250Y	(pg. 242)	MC-13-2	0410LY	(pg. 246)	MC-15L	0437RY	(pg. 246)	MC-15R
0250DY	(pg. 242)	MC-13D-2	0410RY	(pg. 246)	MC-15R	0440	(pg. 245)	MC-14-4-V2-HS
0250Y-M54-XK	(pg. 242)	MC-13-2-HDX	0411	(pg. 247)	MC-15-HS	0440Y	(pg. 244)	MC-14-4-V2
0250Y-M54-XX	(pg. 242)	MC-13-2-HD-750	0411D	(pg. 247)	MC-15D-HS	0444	(pg. 249)	MC-27-HS
0250Y-M58/54-XK	(pg. 242)	MC-13-2-HDX	0411L	(pg. 247)	MC-15L-26-HS	0444Y	(pg. 249)	MC-27
0250Y-M58/54-XX	(pg. 242)	MC-13-2-HD-750	0411R	(pg. 247)	MC-15R-25-HS	0447	(pg. 245)	MC-14-4-V2-HS
0250DY-M54-XK	(pg. 242)	MC-13D-2-HDX	0411DY	(pg. 246)	MC-15D	0447Y	(pg. 244)	MC-14-4-V2
0250DY-M54-XX	(pg. 242)	MC-13D-2-HD-750	0411LY	(pg. 246)	MC-15L-26	0450	(pg. 245)	MC-14-4-V4-HS
0250DY-M58/54-XK	(pg. 242)	MC-13D-2-HDX	0411RY	(pg. 246)	MC-15R-25	0450Y	(pg. 244)	MC-14-4-V4
0250DY-M58/54-XX	(pg. 242)	MC-13D-2-HD-750	0413	(pg. 246)	MC-15	0457	(pg. 245)	MC-14-4-V4-HS
0260	(pg. 241)	MC-12-HS*	0413DSW	(pg. 246)	MC-15D	0457Y	(pg. 244)	MC-14-4-V4
0260D	(pg. 241)	MC-12D-HS*	0413DY	(pg. 246)	MC-15D	0480	(pg. 245)	MC-14-4-V2-HS
0270	(pg. 243)	MC-13-HS	0413LSW	(pg. 246)	MC-15L	0480Y	(pg. 244)	MC-14-4-V2
0270D	(pg. 243)	MC-13D-HS	0413LY	(pg. 246)	MC-15L	0484	(pg. 249)	MC-27-HS
0270L	(pg. 243)	MC-13L-HS	0413RSW	(pg. 246)	MC-15R	0484Y	(pg. 249)	MC-27
0270R	(pg. 243)	MC-13R-HS	0413RY	(pg. 246)	MC-15R	0487	(pg. 245)	MC-14-4-V2-HS
0280	(pg. 243)	MC-13-2-HS	0414 "X"	0487Y	(pg. 244)	MC-14-4-V2	
0280D	(pg. 243)	MC-13D-2-HS	0415	(pg. 246)	MC-15	0490	(pg. 245)	MC-14-4-V4-HS
0280L	(pg. 243)	MC-13L-HS	0415D	(pg. 247)	MC-15D-HS	0490Y	(pg. 244)	MC-14-4-V4
0280R	(pg. 243)	MC-13R-HS	0415L	(pg. 247)	MC-15L-HS	0497	(pg. 245)	MC-14-4-V4-HS
0310	(pg. 232)	MC-10	0415R	(pg. 247)	MC-15R-HS	0497Y	(pg. 244)	MC-14-4-V4
0310D	(pg. 233)	MC-10D-HS				0532	(pg. 248)	MC-25-3-2-HS
0310L	(pg. 233)	MC-10L-HS				0532F	(pg. 248)	MC-25-3-2-HS
0310R	(pg. 233)	MC-10R-HS				0532FY	(pg. 248)	MC-25-3-2
0310DY	(pg. 232)	MC-10D				0532Y	(pg. 248)	MC-25-3-2
0310LY	(pg. 232)	MC-10L				0533	(pg. 248)	MC-25-3-4-HS
0310RY	(pg. 232)	MC-10R				0533F	(pg. 248)	MC-25-3-4-HS
0315	(pg. 234)	MC-10-EXT				0533FY	(pg. 248)	MC-25-3-4
0315D	(pg. 234)	MC-10D-EXT-HS				0533Y	(pg. 248)	MC-25-3-4
0315L	(pg. 234)	MC-10L-EXT-HS				0542	(pg. 248)	MC-25-4-2-HS
0315R	(pg. 234)	MC-10R-EXT-HS				0542F	(pg. 248)	MC-25-4-2-HS
0315DY	(pg. 234)	MC-10D-EXT				0542FY	(pg. 248)	MC-25-4-2
0315LY	(pg. 234)	MC-10L-EXT				0542Y	(pg. 248)	MC-25-4-2
0315RY	(pg. 234)	MC-10R-EXT				0544	(pg. 248)	MC-25-4-4-HS
0320	(pg. 236)	MC-10-27-37				0544D	(pg. 248)	MC-25-4-4-HS
0320D	(pg. 237)	MC-10D-27-37-HS				0544DY	(pg. 248)	MC-25-4D-RV2
0320L	(pg. 237)	MC-10L-27-37-HS				0544F	(pg. 248)	MC-25-4D-RV2-HS
0320R	(pg. 237)	MC-10R-27-37-HS				0544FD	(pg. 248)	MC-25-4D-RV2-HS
0320DY	(pg. 236)	MC-10D-27-37				0544FDY	(pg. 248)	MC-25-4D-RV2
0320LY	(pg. 236)	MC-10L-27-37				0544FY	(pg. 248)	MC-25-4-4
0320RY	(pg. 236)	MC-10R-27-37				0544Y	(pg. 248)	MC-25-4-4
0330	(pg. 241)	MC-12-HS*				0548D	(pg. 248)	MC-25-4D-RV2-HS
0330D	(pg. 241)	MC-12D-HS*				0548D3	(pg. 248)	MC-25-4D-RV2-HS
0330Y	(pg. 240)	MC-12*				0548DP	(pg. 248)	MC-25-4D-RV2-HS
0330DY	(pg. 240)	MC-12D*				0548F-3	(pg. 248)	MC-24
0340	(pg. 242)	MC-13				0548F-4	(pg. 248)	MC-24
0340D	(pg. 243)	MC-13D-HS				0548FD	(pg. 248)	MC-24
0340L	(pg. 243)	MC-13L-HS				0548FD3	(pg. 248)	MC-24
0340R	(pg. 243)	MC-13R-HS				0548FDP	(pg. 248)	MC-25-4D-RV2-HS
0340DY	(pg. 242)	MC-13D				0548FP	(pg. 248)	MC-24
0340LY	(pg. 242)	MC-13L				0548P	(pg. 248)	MC-25-3-2-HS
0340RY	(pg. 242)	MC-13R				0548-3	(pg. 248)	MC-25-3-2-HS
0350	(pg. 243)	MC-13-2-HS				0548-4	(pg. 248)	MC-25-4-2-HS
0350D	(pg. 243)	MC-13D-2-HS				0550	(pg. 247)	MC-15-HS
0350Y	(pg. 242)	MC-13-2				0600	(pg. 248)	MC-21-T
0350DY	(pg. 242)	MC-13D-2				0620	(pg. 248)	MC-22-T
0360	(pg. 241)	MC-12-HS*						
0360D	(pg. 241)	MC-12D-HS*						
0370	(pg. 243)	MC-13-HS						
0370D	(pg. 243)	MC-13D-HS						
0370L	(pg. 243)	MC-13L-HS						

WATER CLOSET CARRIERS CONTINUED

JR SMITH

MIFAB

0415DY	(pg. 246)
0415LY	(pg. 246)
0415RY	(pg. 246)
0416	(pg. 247)
0416D	(pg. 247)
0416L	(pg. 247)
0416R	(pg. 247)
0416DY	(pg. 246)
0416LY	(pg. 246)
0416RY	(pg. 246)
0417	(pg. 246)
0417D	(pg. 247)
0417L	(pg. 247)
0417R	(pg. 247)
0417DY	(pg. 246)
0417LY	(pg. 246)
0417RY	(pg. 246)
0417LYS	(pg. 246)
0417LYT	(pg. 246)
0417RY	(pg. 246)
0417RYS	(pg. 246)
0417RYT	(pg. 246)
0419	(pg. 247)
0419D	(pg. 247)
0419L	(pg. 247)
0419R	(pg. 247)
0419DY	(pg. 246)
0419DYS	(pg. 246)
0419DYT	(pg. 246)
0419LY	(pg. 246)
0419LYS	(pg. 246)
0419LYT	(pg. 246)
0419RY	(pg. 246)
0419RYS	(pg. 246)

* MC-14 or MC-15 are recommended alternatives. Less pipe space, lower cost and fewer parts

"X" Contact MIFAB

CROSS REFERENCE

WATER CLOSET OPTIONAL VARIATIONS

JR SMITH		MIFAB
-G	(pg. 351, 352)	-17
-M12	(pg. 351, 352)	-20
-M13	(pg. 351, 352)	-1
-M17	(pg. 351, 352)	-31
-M40	(pg. 351, 352)	-10
-M50	(pg. 351, 352)	Standard
-M51	(pg. 351, 352)	Standard
-M54	(pg. 351, 352)	Standard
-M73		
"X"		
-M74		
"X"		
-N1		
"X"		
-N2	(pg. 351, 352)	-27
-N15	(pg. 351, 352)	-27
-U	(pg. 351, 352)	-14
-XK	(pg. 351, 352)	-HDX
-XX	(pg. 351, 352)	-HD-750
-2		
"X"		
-95	(pg. 351, 352)	-13
-99	(pg. 351, 352)	-19

LAVATORY, URINAL AND SINK CARRIERS

JR SMITH		MIFAB
0609	(pg. 260)	MC-61-N
0610	(pg. 260)	MC-61-N
0611	(pg. 260)	MC-62-4-V4
0614	(pg. 250)	MC-31
0615	(pg. 250)	MC-32
0616	(pg. 250)	MC-31
0617	(pg. 250)	MC-32
0622	(pg. 250)	MC-32
0623	(pg. 250)	MC-31
0624	(pg. 250)	MC-32
0628	(pg. 250)	MC-32
0629	(pg. 260)	MC-61-T
0630	(pg. 260)	MC-61-T
0631	(pg. 248)	MC-25-4-4
0632	(pg. 248)	MC-25-2-0
0633	(pg. 248)	MC-24
0634	(pg. 250)	MC-31
0635	(pg. 250)	MC-32
0636	(pg. 250)	MC-31
0637	(pg. 250)	MC-32
0642	(pg. 250)	MC-32
0643	(pg. 250)	MC-31
0644	(pg. 250)	MC-32
0648	(pg. 250)	MC-32
0650	(pg. 249)	MC-28-HS
0650Y	(pg. 249)	MC-28
0651	(pg. 249)	MC-28-27-HS
0651Y	(pg. 249)	MC-28-27
0660	(pg. 249)	MC-27
0661	(pg. 249)	MC-28-27
0672	(pg. 249)	MC-26-HS
0672Y	(pg. 249)	MC-26
0673	(pg. 246)	MC-15
0674	(pg. 249)	MC-26-HS
0674Y	(pg. 249)	MC-26
0675 to 0689	(pg. 246)	MC-15
0700	(pg. 255)	MC-41-R
0700D	(pg. 256)	MC-41D-R
0700DE	(pg. 256)	MC-41D-R
0700E	(pg. 255)	MC-41-R
0700-27	(pg. 257)	MC-42-R
0700-27-M31	(pg. 256)	MC-42
0700D-27-M31	(pg. 257)	MC-42D
0700-M31	(pg. 254)	MC-41
0710	(pg. 253)	MC-41-TR
0710D	(pg. 253)	MC-41D-TR
0710-27	(pg. 253)	MC-42-TR
0710D-27	(pg. 253)	MC-42D-TR
0710DE	(pg. 253)	MC-41D-TR

0710E	(pg. 253)
0720	(pg. 259)
0720E	(pg. 259)
0722	(pg. 258)
0722E	(pg. 258)
0723	(pg. 258)
0723E	(pg. 259)
0727	(pg. 258)
0727E	(pg. 258)
0728	(pg. 258)
0728E	(pg. 258)
0750	(pg. 254)
0750D	(pg. 351, 352)
0752	(pg. 254)
0752D	(pg. 254)
0760	(pg. 254)
0760D	(pg. 254)
0762	(pg. 254)
0762D	(pg. 254)
0770	(pg. 259)
0772	(pg. 259)
0780	(pg. 259)
0782	(pg. 259)
0790	(pg. 260)
0792	(pg. 260)
0793	(pg. 258)
0800	(pg. 250)
0801	(pg. 250)
0801D	(pg. 250)
0805	(pg. 250)
0823	(pg. 250)
0824	(pg. 250)
0825	(pg. 252)
0826	(pg. 252)
0827	(pg. 252)
0828	(pg. 252)
0830	(pg. 250)
0831	(pg. 250)
0834	(pg. 250)
0844	(pg. 254)
0870	(pg. 254)
0870D	(pg. 254)
0871	(pg. 254)
0871D	(pg. 254)
0876	(pg. 254)
0913	(pg. 260)
0914	(pg. 260)
0915	(pg. 260)
0915-1	(pg. 260)
0915Y	(pg. 260)
0915Y2	(pg. 260)
0915Y3	(pg. 260)
0915Y4	(pg. 260)
0915Y5	(pg. 260)
0923	(pg. 260)
0924	(pg. 260)
0925	(pg. 260)
0925-1	(pg. 260)
0925Y	(pg. 260)
0925Y2	(pg. 260)
0925Y3	(pg. 260)
0925Y4	(pg. 260)
0925Y5	(pg. 260)

LAVATORY, URINAL & CARRIER OPTIONAL VARIATIONS

JR SMITH		MIFAB
-D	(pg. 351, 352)	-D
-E	(pg. 351, 3 52)	-E2
-E4	(pg. 351, 352)	-E4
-E6	(pg. 351, 352)	-E6
-KF	(pg. 351, 352)	-K
-KW	(pg. 351, 352)	-G
-M11	(pg. 351, 352)	-B
-M24		"X"
-M30		"X"
-M31	(pg. 351, 352)	Std.
-M40		"X"
-M51		"X"
-N		"X"
-U	(pg. 351, 352)	-14
-Z		"X"

MC-41-TR	-27
MC-53	
MC-53-E	
MC-51	
MC-51-E2	
MC-51-LP	
MC-51-LP-E2	
MC-51	
MC-51-E2	
MC-51	
MC-51-E2	
MC-40	
MC-40D	
MC-40	
MC-40D	
MC-40	
MC-40D	
MC-40	
MC-40D	
MC-40	
MC-40D	
MC-55	
MC-55	
MC-55	
MC-55	
MC-56-LP	
MC-56-LP	
MC-51	
MC-31	
MC-31	
MC-31D	
MC-31D	
MC-32	
MC-31-SP	
MC-31-SP	
MC-38D	
MC-36	
MC-38D	
MC-36	
MC-32	
MC-32	
MC-31	
MC-40	
MC-40D	
MC-40	
MC-40D	
MC-40	
MC-61-T	
MC-61-T	
MC-62-4-V4-HS	
MC-62-4-V2-HS	
MC-62-4-V2	
MC-62-4-V2	
MC-62-4-V3	
MC-62-4-V2	
MC-62-4-V4	
MC-61-T	
MC-61-T	
MC-62-4-V4-HS	
MC-62-4-V2-HS	
MC-62-4-V2	
MC-62-4-V3	
MC-62-4-V2	
MC-62-4-V4	

ROOF DRAINS

JR SMITH		MIFAB
1001	(pg. 154)	R1810w/A2-PD
1002	(pg. 154)	R1810
1005	(pg. 146)	R1200-SR
1010	(pg. 131)	R1200
1010-C	(pg. 131)	R1200-U
1010-C-CID	(pg. 131)	R1200-M-U
1010-CID	(pg. 131)	R1200-M
1010 DEK	(pg. 131)	R1200-B-E
1010-R-C	(pg. 131)	R1200-B-U
1010-R-C-CID	(pg. 131)	R1200-M-B-U
1010-10"	(pg. 142)	R1260
DX1010	(pg. 138)	R1200-Z
1011	(pg. 133)	R1200-G
1015	(pg. 132)	R1200-E
1015-C	(pg. 132)	R1200-EU
1015-C-CID	(pg. 132)	R1200-M-EU
1015-R-C	(pg. 132)	R1200-EU
1015-R-C-CID	(pg. 132)	R1200-M-EU
1016	(pg. 133)	R1200-G-C
1017	(pg. 134)	R1200-JC
1018	(pg. 134)	R1200-JC-Z
1019	(pg. 133)	R1200-G-Z
1020	(pg. 139)	R1200-90
1070	(pg. 138)	R1200-W
1074	(pg. 138)	R1200-W-E
1080	(pg. 136)	R1200-R
1083	(pg. 133)	R1200-F
1084	(pg. 133)	R1200-F
1085	(pg. 133)	R1200-F
1088	(pg. 133)	R1200-F-90
1089	(pg. 133)	R1200-F-90
DX1240	(pg. 53)	F1320-Y-14-Z
DX1250	(pg. 52)	F1300-Y-14-Z
1310	(pg. 140)	R1220
1320	(pg. 140)	R1220-90
1330	(pg. 126)	R1100
1340	(pg. 130)	R1100-90
1409	(pg. 135)	R1200-PR15-J
1410	(pg. 135)	R1200-PR
1415	(pg. 135)	R1200-PR15-E-U
1416	(pg. 59)	F1360-C-Y-14*
1419	(pg. 135)	R1200-PR15-J-Z
1420	(pg. 135)	R1200-PR-90
1422	(pg. 135)	R1200-PR
1425	(pg. 135)	R1200-PR15-90
1440	(pg. 135)	R1200-PR
1450	(pg. 141)	R1220-PR
1460	(pg. 141)	R1200-PR-90
1470	(pg. 128)	R1100-PR
1472	(pg. 128)	R1100-PR-4
1480	(pg. 128)	R1100-PR-90
1482	(pg. 128)	R1100-PR-4-90
1510	(pg. 148)	R1300T
1520	(pg. 149)	R1320T
1530	(pg. 148)	R1310T
1540	(pg. 149)	R1330T
1550		"X"
1560	(pg. 148)	R1300T
1570	(pg. 148)	R1310T
1580	(pg. 148)	R1300T
1605	(pg. 146)	R1100-SR
1610	(pg. 150)	R1400-14
1620	(pg. 150)	R1400
1630	(pg. 150)	R1400-HM
1640	(pg. 151)	R1410-14
1650	(pg. 151)	R1410
1660	(pg. 151)	R1410-HM
1670	(pg. 151)	R1420-14
1680	(pg. 151)	R1420
1690	(pg. 151)	R1420-HM
1710	(pg. 155)	R1900
1720	(pg. 154)	R1850
1730	(pg. 153)	R1640
1740		"X"
1748	(pg. 155)	R1930
1750		"X"
1760		"X"
1770	(pg. 156)	R1940

CROSS REFERENCE

1771	(pg. 157)	R1940-SJ
1775	(pg. 158)	R1960
1785	(pg. 152)	R1510
1786	(pg. 152)	R1520
1787	(pg. 153)	R1530
1800	(pg. 143)	R1270
1830	(pg. 130)	R1150
1850	(pg. 143)	R1270-A5
1900	(pg. 164)	R1200-JD-G18H-W31P-16.5L
1901	(pg. 164)	R1200-JD-M-G12H-W31H2
1902	(pg. 159)	R1100-G8H
1905	(pg. 162)	R1200-JD-W31P24L-R1404T-1-83
1906	(pg. 162)	R1200-JD-W31P24L-R1404T-1-83
1909	(pg. 162)	R1200-JD-W31P24L-R1104
1910	(pg. 161)	R1200-JD-W31P6L-WD
1913	(pg. 160)	R1200-JD-G8H-AI
1915	(pg. 163)	R1200-JD-W31P24L-R1204-JD
1920	(pg. 163)	R1200-JD-W31P24L-F1444
1930	(pg. 163)	R1200-JD-F1340-G
1935	(pg. 161)	R1200-JD-M-G12H-W31H2
1936	(pg. 159)	R1100-G8H-AI
1937	(pg. 160)	R1200-JD-M-G5H
1940	(pg. 162)	R1200-JD-W3124L-R1404T-1-83
1950	(pg. 130)	R1100-90-G

Y No hub outlet
"X" Contact MIFAB

FLOOR AND AREA DRAINS

JR SMITH	MIFAB
2005	(pg. 302)
2005-A	(pg. 33)
DX2005-A	(pg. 43)
DX2005-B	(pg. 44)
2005-AV	(pg. 33)
2005-B	(pg. 39)
2005-BS	(pg. 40)
2005-C	(pg. 42)
2005-D	(pg. 38)
2005-E	(pg. 38)
2005-F	(pg. 37)
2005-F37	(pg. 36)
2005-F38	(pg. 36)
2005-G	(pg. 38)
2005-H	(pg. 41)
2005-J	(pg. 41)
2005-K	(pg. 43)
2005-L	(pg. 39)
2005-M	(pg. 39)
2005-N	(pg. 39)
2005-P	(pg. 39)
2005-R	(pg. 39)
2005-T	(pg. 39)
2005-V	(pg. 34)
2005-W	(pg. 34)
2005-Y	(pg. 42)
2005-Z	(pg. 42)
2005-69	(pg. 42)
2010	(pg. 302)
2010-A	(pg. 33)
DX2005-A	(pg. 43)
DX2010-B	(pg. 44)
2010-AV	(pg. 33)
2010-B	(pg. 39)
2010-BS	(pg. 40)
2010-C	(pg. 42)
2010-D	(pg. 38)
2010-E	(pg. 38)
2010-F	(pg. 37)
2010-F37	(pg. 36)
2010-F38	(pg. 36)
2010-G	(pg. 38)
2010-H	(pg. 41)
2010-J	(pg. 41)
2010-K	(pg. 43)
2010-L	(pg. 39)
2010-M	(pg. 39)
2010-N	(pg. 39)
2010-P	(pg. 39)
2010-R	(pg. 39)
2010-T	(pg. 39)
2010-V	(pg. 34)
2010-W	(pg. 34)
2010-WF-1A	(pg. 51)
2010-Y	(pg. 42)
2010-Z	(pg. 42)
DX2010-B	(pg. 44)
2015	(pg. 302)
2016	(pg. 49)
2017	(pg. 50)
2020	(pg. 48)
2021	(pg. 48)
2030	(pg. 48)
2031	(pg. 48)
2038	(pg. 79)
2039-DID	(pg. 80)
2040	(pg. 48)
2041	(pg. 48)
2050	(pg. 36)
2051	(pg. 36)
2095	(pg. 50)
2110	(pg. 53)
2115	(pg. 53)
2120	(pg. 53)
2125	(pg. 53)
2131	(pg. 54)
2135	(pg. 56)

2140	(pg. 56)	F1340-Y-Q
2141	(pg. 54)	F1340-Y
2142	(pg. 54)	F1340-Y5
2143	(pg. 59)	F1360-C-Y*
2145	(pg. 54)	F1340-Y-90
2147	(pg. 54)	F1340-Y-14-5-90
2210	(pg. 53)	F1320-TFB-4
2215	(pg. 53)	F1320-TFB-90-4
2220	(pg. 53)	F1320-C-TFB-4*
2225	(pg. 53)	F1320-C-TFB-90-4*
2230	(pg. 55)	F1340-TFB-4
2231	(pg. 55)	F1340-TFB-4
2233	(pg. 54)	F1340-Y-14-5
2235	(pg. 54)	F1340-Y-5-90
2238	(pg. 54)	F1340-Y-5-90
2240	(pg. 57)	F1350-TFB-4
2241	(pg. 57)	F1350-TFB-4
2242	(pg. 57)	F1350-5
2243	(pg. 57)	F1350-5
2245	(pg. 57)	F1350-5-90
2247	(pg. 57)	F1350-5-90
2248	(pg. 57)	F1350-5-90
2250	(pg. 59)	F1360-C-5*
2253	(pg. 60)	F1370-C-5*
2255	(pg. 59)	F1360-C-Y-5-90*
2270	(pg. 53)	F1320-Y-14
2275	(pg. 53)	F1320-Y-14-90
2280	(pg. 37)	F1100-HG8-3
2285	(pg. 37)	F1100-HG8-90-3
2310	(pg. 53)	F1320-C-14*
DX2312	(pg. 53)	F1320-C-14-Z*
DX2312B	(pg. 53)	F1320-C-14-5-Z*
2315	(pg. 53)	F1320-C-14-90*
2320	(pg. 53)	F1320-C*
2325	(pg. 53)	F1320-C-90*
2330	(pg. 54)	F1340-C-14*
2331	(pg. 56)	F1340-C-Q-14*
2335	(pg. 54)	F1340-14-90
2340	(pg. 54)	F1340
2341	(pg. 56)	F1340-Q
2345	(pg. 54)	F1340-90
2350	(pg. 53)	F1320-C-TFB-14*
2355	(pg. 53)	F1320-C-TFB-14-90*
2360	(pg. 55)	F1340-C-TFB-14*
2365	(pg. 55)	F1340-C-TFB-14-90*
2370	(pg. 61)	F1420-Y-5
2377	(pg. 62)	F1440
2385	(pg. 61)	F1420-Y-6
2402	(pg. 61)	F1420-Y
2410	(pg. 64)	F1450-Y-5-14-26-33
2412	(pg. 61)	F1420-Y-5-14
2414	(pg. 62)	F1440-5-14-6
2415	(pg. 64)	F1450-Y-5-14-6
2420	(pg. 64)	F1450-5-26-33-90
2425	(pg. 64)	F1450-5-26-90
2450	(pg. 65)	F1460-5
2452	(pg. 65)	F1460-5
2455	(pg. 70)	F1560
2470	(pg. 67)	F1480-4
2473	(pg. 67)	F1480-FL-4
2475	(pg. 70)	F1560-4
2478	(pg. 62)	F1440-Y-5-14-90
2484	(pg. 212)	MI-OS
2488	(pg. 65)	F1460-4-5
2490	(pg. 54)	F1330C-33
2495	(pg. 54)	F1330C
2500	(pg. 74)	F1650
2501	(pg. 74)	F1650-A
2502	(pg. 74)	F1650
2505	(pg. 74)	F1650-G
2506	(pg. 74)	F1650-G-A
2507	(pg. 74)	F1650-G
2508	(pg. 74)	F1660
2510	(pg. 49)	F1140C
2515	(pg. 49)	F1140C
2530	(pg. 49)	F1140C
DX2565	(pg. 53)	F1320-Y-Z-5-14
DX2566	(pg. 54)	F1340-Y-Z-5-14
DX2568	(pg. 43)	F1100-ZX6-1
2570		"X"
2585	(pg. 75)	F1760-FL
2586	(pg. 75)	F1760-FL

CROSS REFERENCE

ROOF DRAINS OPTIONAL VARIATIONS

JR SMITH	MIFAB
-AA	Aluminum body -80
-AD	Aluminum dome -M-80
-B	Sediment bucket -5
-BB	Bronze body -28
-BS	Bird screen -83
-BZS	Bronze standpipe "X"
C	Inside caulk outlet X
-C	Underdeck clamp -U
-CID	Metal dome -M
-CID8	8" high metal dome -M
-CIDG	Galvanized dome -M-12
-CIDSSM	Metal dome with SS mesh screen A2-SSD
-CIS	Cast iron standpipe "X"
-CL	Underdeck clamp -U
-CP	CP dome/grate -49
-C2	Secondary clamp -C
-D	Dome grate -20
-DNB	NB dome grate -20-1
-DPB	PB dome grate -20-1
-DX	Ext. wide flange -Z
-E	Fixed extension -V
-G	All galvanized -13
-GG	SS ballast guard -G
-HP	Heel proof grate Standard
L	Push on outlet P
-LD	Less dome Less dome
-M	Ductile iron grate -4
-N	NB grate -1
-NB	NB grate -1
-NBM	NB veneer over DI grate -1
-P	PB grate -1
-PB	PB grate -1
-PBM	PB veneer over DI grate -1
-R	Sump receiver -B
-RB	Rough bronze -2RB
-RBD	Rough br. dome -81
-S	Square top -16
-SEC	Secured grate -6
-SH	Securing holes "X"
-SNB	NB square top -16-1
-SPB	PB square top -16-1
-SSM	SS mesh over dome -83
T	Threaded outlet T
-U	Vandal proof -6
-W	3/8" weep holes in collar "X"
-WD	Water dam -W2, -W3, -W4
-WD02	2" water dam -R
-WR	Multiple weir open -F
-WR1	1 weir opening -F1
-WR2	2 weir openings -F2
-WR3	3 weir openings -F3

Visit www.mifab.com for the most recent product information. Design and dimensions are subject to modification. Prices do not include applicable taxes.

Toll Free: 1-800-465-2736 • Fax: 1-773-341-3049
sales@mifab.com • Canada Toll Free: 1-800-387-3880

MIFAB®, Inc., 1321 West 119th Street, Chicago, Illinois 60643-5109, USA
All sales subject to MIFAB's® Terms and Warranties. Please refer to inside front cover.

2589	(pg. 63)	F1440-C-Y-5-Q*
2614	(pg. 68)	F1530
2624	(pg. 69)	F1550
2630	(pg. 78)	F1860-16-4-5
2631	(pg. 78)	F1860-5
2632	(pg. 78)	F1860-16-4
2633	(pg. 78)	F1860
2640	(pg. 73)	F1640-C*
2641	(pg. 285)	MI-860
2643	"X"
2645	(pg. 285)	MI-830
2646	(pg. 285)	MI-850
2648	(pg. 285)	MI-860
2650	(pg. 60)	F1370-18
2651	"X"
2652	(pg. 285)	MI-800
2670	(pg. 150)	R1400-HM-83
2671	(pg. 150)	R1400-HM-83
2673	(pg. 151)	R1410-HM-83
2674	(pg. 151)	R1420-HM-83
2675	(pg. 76)	F1820
2680	(pg. 77)	F1830-P
2685	(pg. 77)	F1830-PL
2690	(pg. 58)	F1350-Y-36
2692	(pg. 296)	MI-GARD

-SG	Secondary strainer	-21
-SH	Securing holes in flan	"X"
-SNB	Square top, NB	-16-1
-SPB	Square top, PB	-16-1
-SSB	SS sediment bucket	-5-3
-SW	Spanner wrench	H-1042
T	Threaded outlet	T
-U	Vandal proof	-6
-V	Backwater valve	-8
-X	Extension	-15
-XP	Closure plug	-34
Y	No hub outlet	Standard
-XP	Closure plug	-34
-94	Push on outlet	P

Note: This guide is prepared to assist in determining the MIFAB Catalog number which is similar to the J R Smith number referred to. Due to the simplified modular design of MIFAB products, this index indicates the product which is closest in design, based on function: eg. Free Area, Loading Rating, Depth, Material etc.

*** Includes "-C" membrane clamp in areas with waterproof Membrane. As a recommended alternate, use F1100 in non membrane "X" Contact MIFAB**

-F35	(pg. 46)	-EG-RS517
-F37	(pg. 46)	-ER7
-F38	(pg. 46)	-ER9
-F40	(pg. 47)	-W
-F41	(pg. 47)	-W
-G	(pg. 46)	-K-1
-H	(pg. 47)	-VD5-3
-J	(pg. 47)	-T6-3
-K-05	(pg. 47)	-XS5-1
-K-06	(pg. 47)	-XS6-1
-K-07	(pg. 47)	-XS8-1
-K-08	(pg. 47)	-XS8-1
-L	(pg. 46)	-RS48-1
-M	(pg. 46)	-RS412-1
-N	(pg. 46)	-RS412-1
-P	(pg. 46)	-RS517-3
-R	(pg. 46)	-RS517-3
-T	(pg. 46)	-RS517-3
-V	(pg. 46)	-AS-1
-W	(pg. 46)	-AS-1
-X	(pg. 46)	-DD-50
-Y	(pg. 47)	-WD-3
-Z	(pg. 47)	-WD-3
-69	(pg. 47)	-X6-1
3580	(pg. 46)	-F4
3581	(pg. 46)	-F6-1
3590	(pg. 46)	-J
3591	(pg. 46)	-G-1

FLOOR AND AREA DRAIN OPTIONAL VARIATIONS

JR SMITH	MIFAB
-A06Stw/ 6"SS Strainer	-6-3
-AB Sediment bucket	-5
-ARI ARC inside	-11
-ARIO ARC inside and out	-11
-B Sediment bucket	-5
-BB Bronze body	-28
-BFV Backwater valve	-8
-BG Galv. Sed. Bucket	-5-8
-BS Bucket w/SS mesh Screen	-35
-BV Backwater valve	-8
C Inside caulk outlet	X
-C Membrane clamp	-C
-CIB Cast iron bucket	-5-50
-CP Chrome plated strainer	-49
-D Dome grate	-20
-DBS Dome bottom strainer	-20
-DG Deflector grate	Standard
-DID Stabilizing Plate	F1900
-DNB Dome grate, NB	-20-1
-DNP Dome grate, PB	-20-1
-E Extension	-15
-F 4" round funnel	-F4
FBS Flat bottom strainer	-21
-FBS Secondary strainer	-21
-FBSCI Flat bottom strainer	CI -21-50
-FP Bucket w/seepage hole	-5
-FP Frost proof bucket	"X"
-G All galvanized	-13
-GC Gasketed/Water tight	"X"
-GS Galvanized strainer	"X"
-H Hinged grate	-9
-HC 2" High Collar	"X"
-HC4 .4" High collar	"X"
-HP Heel proof grate	Standard
L Push on outlet	P
-LWH Less weep holes	"X"
-M Ductile iron grate	-4
-MGB Ductile iron bucket/grate	"X"
-N High auxiliary inlet	-44
-NH Low auxiliary inlet	-44
-NL Auxiliary inlet	-44
-N15 1 1/2" aux. Inlet	-44T
-N2 2" aux. Inlet	-44
-P Trap seal primer tap	-7
-P0501/2" trap seal prim. Tap	-7
-P0753/4" trap seal prim. Tap	"X"
-R Membrane clamp	-C
-S Square top	-16
-SEC Secured grate	-6
-SC Secured cover	-6
-SC Smooth cover	"X"
-SC Solid scoriated cover	"X"
-SG Strainer grate	"X"

2000 SERIES FLOOR DRAIN ADJUSTABLE STRAINER VARIATIONS

JR SMITH	MIFAB
-A-05	(pg. 46) -5-1
-A-06	(pg. 46) -6-1
-A-07	(pg. 46) -7-1
-A-08	(pg. 46) -8-1
-A-09	(pg. 46) -10-1
-A-10	(pg. 46) -10-1
-AV-05	(pg. 46) -5-1-8
-AV-06	(pg. 46) -6-1-8
-AV-07	(pg. 46) -7-1-8
-AV-08	(pg. 46) -8-1-8
-B-05	(pg. 47) -S5-1
-B-06	(pg. 47) -S6-1
-B-07	(pg. 47) -S8-1
-B-08	(pg. 47) -S8-1
-B-09	(pg. 47) -S10-1
-B-10	(pg. 47) -S10-1
-BS	(pg. 47) -SD6-3
-C-05	(pg. 47) -X5-1
-C-06	(pg. 47) -X6-1
-C-08	(pg. 47) -X8-1
-C-10	(pg. 47) -X10-3
-D	(pg. 46) -N7
-DXA	(pg. 47) -Z5-1
-DXB	(pg. 47) -Z5-1
-E	(pg. 46) -N9
-F	(pg. 46) -FT6-1
-F10	(pg. 46) -EF
-F11	(pg. 46) -EF
-F12	(pg. 47) -S-F4
-F13	(pg. 46) -RS48-F4
-F14	(pg. 46) -RS412-F4
-F15	(pg. 46) -RS412-F4
-F16	(pg. 46) -RS517-F4
-F17	(pg. 46) -RS517-F4
-F18	(pg. 46) -RS517-F4
-F19	(pg. 46) -EG-8
-F20	(pg. 46) -EG-6
-F21	(pg. 46) -EG-7
-F22	(pg. 46) -EG-8
-F23	(pg. 46) -EG-10
-F24	(pg. 46) -EG-10
-F25	(pg. 46) -EG-S6
-F26	(pg. 46) -EG-S8
-F27	(pg. 46) -EG-S8
-F28	(pg. 46) -EG-S10
-F29	(pg. 46) -EG-S10
-F30	(pg. 46) -EG-RS48
-F31	(pg. 46) -EG-RS412
-F32	(pg. 46) -EG-RS412
-F33	(pg. 46) -EG-RS517
-F34	(pg. 46) -EG-RS517

TRAP SEAL PRIMERS AND SPECIALTIES

JR SMITH	MIFAB
2695	(pg. 294) MI-600-50
2696 "X"
2697 "X"
2698	(pg. 295) MI-750
2699	(pg. 292) MI-TSP-2
2699-1	(pg. 292) MI-TSP-1
3950	(pg. 287) MI-CAG-T
3951	(pg. 287) MI-CAG-T
3955	(pg. 287) MI-CAG-NH

TRENCH DRAINS

JR SMITH	MIFAB
2710	(pg. 86) T1350-FL-4
2710-DH	(pg. 86) T1350-FL-4
2711	(pg. 86) T1350-FL-4
2712	(pg. 86) T1350-FL-2-4
2713	(pg. 86) T1350-FL3-4
2714	(pg. 86) T1350-FL4-4
2715	(pg. 86) T1350-FL5-4
2716	(pg. 86) T1350-FL6-4
2717	(pg. 86) T1350-FL7-4
2718	(pg. 86) T1350-FL8-4
2719	(pg. 86) T1350-FL9-4
2720	(pg. 86) T1350-FL10-4
2810	(pg. 86) T1320-FL-4
2811	(pg. 86) T1320-FL-4
2812	(pg. 86) T1320-FL-2-4
2813	(pg. 86) T1320-FL3-4
2814	(pg. 86) T1320-FL4-4
2815	(pg. 86) T1320-FL5-4
2816	(pg. 86) T1320-FL6-4
2817	(pg. 86) T1320-FL7-4
2818	(pg. 86) T1320-FL8-4
2819	(pg. 86) T1320-FL9-4
2820	(pg. 86) T1320-FL10-4
2900	(pg. 85) T1000-3
2901	(pg. 85) T1000-F-3
2902	(pg. 85) T1000-F2-3
2903	(pg. 85) T1000-F3-3
2904	(pg. 85) T1000-F4-3
2905	(pg. 85) T1000-F5-3
2910	(pg. 85) T1150-4
2911	(pg. 85) T1150-F-4
2912	(pg. 85) T1150-F2-4
2920	(pg. 85) T1200-F-4
2922	(pg. 85) T1200-F2-4
2923	(pg. 85) T1200-F3-4
2924	(pg. 85) T1200-F4-4

4313	(pg. 168)	C1100-C-R*
4318	(pg. 172)	C1100-C-XR
4333	(pg. 168)	C1100-C-R
4338	(pg. 172)	C1100-C-XR
DX4343	(pg. 168)	C1100-R-Z
4400	(pg. 182)	C1450
4401	(pg. 183)	C1450-RD
4402	(pg. 183)	C1450-RD
4420	(pg. 182)	C1450
4421	(pg. 183)	C1450-RD
4422	(pg. 183)	C1450-RD
4429	(pg. 311)	R-1
4430	(pg. 183)	C1450-S
4431	(pg. 183)	C1450-S
4432	(pg. 182)	C1450-R
4433	(pg. 182)	C1450-R
4434	(pg. 179)	C1430-S
4435	(pg. 183)	C1450-S
4436	(pg. 182)	C1450-R
4437	(pg. 182)	C1450-R
4438	(pg. 182)	C1450-R
4439	(pg. 183)	C1450-S
4440	(pg. 179)	C1430-S
4441	(pg. 179)	C1430-S
4450	(pg. 182)	C1450
4452	(pg. 183)	C1450-RD
4470	(pg. 179)	C1430
4471	(pg. 179)	C1430-RD
4472	(pg. 179)	C1430-RD
4505	(pg. 186)	C1470
4510	(pg. 184)	C1460
4511	(pg. 185)	C1460-RD
4512	(pg. 184)	C1460
4530	(pg. 185)	C1460-RD
4531	(pg. 184)	C1460
4532	(pg. 185)	C1460-RD
4550	(pg. 178)	C1400-S
4551	(pg. 185)	C1460-RD
4553	(pg. 178)	C1400-S
4555	(pg. 185)	C1460-S
4556	(pg. 185)	C1460-S
4558	(pg. 185)	C1460-S
4710	(pg. 179)	C1400-RD
4715	(pg. 179)	C1400-RD
4720	(pg. 179)	C1400-RD
4725	(pg. 178)	C1400-R
4730	(pg. 178)	C1400-S
4735	(pg. 178)	C1400-S
4740	(pg. 188)	MI-VB
4745	(pg. 188)	MI-VB-SM
4760 to 4762	(pg. 188)	UA
4765 to 4767	(pg. 188)	MDW
4810	(pg. 177)	C1300-R
4890	(pg. 176)	C1230
DX4890	(pg. 176)	C1230-WF
4910	(pg. 188)	FHA
4915	(pg. 188)	FHA
4930	(pg. 177)	C1300-S
4940	(pg. 188)	FHA

CLEANOUT OPTIONAL VARIATIONS

JR SMITH		MIFAB
C	Inside a outlet	X
-DX	Extend. wide flange	-Z
-F	Anchor flange	Standard
-F-C	Anchor flange w/membrane clamp	-C
-G	All galvanized	-13
-IP	Iron plug	-34B
L	Push on outlet	P
-LSS	6" long center screw	-87
-M	Ductile iron	-4
-RT	Recessed for tile	-T
-SEC	Secured cover	-6
-SNB	Sq.top, Nickel bronze	-1
-SPB	Squ.op, Polished bronze	-1
-SW	Spanner wrench	H-1042
T	Threaded outlet	T
-U	Vandal proof	-6
-X	Carpet clamping type	-RFC
-Y	Carpet marker	-RC
Y	No hub outlet	Standard

WATER HAMMER ARRESTORS

JR SMITH		MIFAB
5000	(pg. 300)	WHB
5005	(pg. 300)	WHB-A
5010	(pg. 300)	WHB-B
5020	(pg. 300)	WHB-C
5030	(pg. 300)	WHB-D
5040	(pg. 300)	WHB-E
5050	(pg. 300)	WHB-F
5200	(pg. 300)	MWH
5205	(pg. 300)	MWH-A
5210	(pg. 300)	MWH-B
5220	(pg. 300)	MWH-C
5230	(pg. 300)	MWH-D
5240	(pg. 300)	MWH-E
5250	(pg. 300)	MWH-F

HYDRANTS

J R SMITH		MIFAB
5509-QT	(pg. 271)	MHY-26
5509-QT-SAP	(pg. 274)	MHY-55
5515	(pg. 275)	MHY-15-RECT
5517	(pg. 271)	MHY-10-RB
5518	(pg. 274)	MHY-55-RECT
5518-R	(pg. 274)	MHY-55-RB
5519	(pg. 271)	MHY-26-52
5560-QT	(pg. 273)	MHY-45
5572	(pg. 280)	MHY-9500 / w/ MHY-90
5572-BFP	(pg. 280)	MHY-9500 / w/ MHY-90-52
5573	(pg. 280)	MHY-9500 / w/ MHY-90
5573-BFP	(pg. 280)	MHY-9500 / w/ MHY-90-52
5609-QT	(pg. 271)	MHY-16
5609-QT-SAP	(pg. 274)	MHY-50
5615	(pg. 271)	MHY-10
5619	(pg. 271)	MHY-16-52
5630	(pg. 271)	MHY-16
5660QT	(pg. 273)	MHY-40
5660QT-SAP	(pg. 273)	MHY-40
5661QT	(pg. 273)	MHY-40
5661QT-SAP	(pg. 273)	MHY-40
5670	(pg. 279)	MHY-90
5670-H	(pg. 279)	MHY-90
5672	(pg. 279)	MHY-90
5673	(pg. 279)	MHY-90
5803	(pg. 276)	MHY-58
5804	(pg. 276)	MHY-58
5810	(pg. 271)	MHY-60-3/4"
5810-F	(pg. 271)	MHY-60-FLM-3/4"
5812	(pg. 271)	MHY-61-1-1/4"
5813	(pg. 271)	MHY-61-1-1/2"
5814	(pg. 271)	MHY-61-2"
5906	(pg. 276)	MHY-58
5907	(pg. 276)	MHY-58
5909	(pg. 278)	MHY-68
5910	(pg. 278)	MHY-65-3/4"
5911	(pg. 278)	MHY-65-1"
5912	(pg. 278)	MHY-66-1-1/4"
5913	(pg. 278)	MHY-66-1-1/2"
5914	(pg. 278)	MHY-66-2"
5950	(pg. 277)	MHY-60-HSB-3/4"
5951	(pg. 277)	MHY-60-HSB-1"

"X" Contact MIFAB

HYDRANT OPTIONAL VARIATIONS

J R SMITH		MIFAB
-1" Hose conn	(pg. 351, 352)	-0
-CI	(pg. 351, 352)	-50
-CL	(pg. 351, 352)	-K
-CP	(pg. 351, 352)	-49
-E	(pg. 351, 352)	Standard
-E1	(pg. 351, 352)	Standard
-HC1	(pg. 351, 352)	-0
-IC1	(pg. 351, 352)	Standard
-MF1	"X"
-NB	(pg. 351, 352)	-1
-PB	(pg. 351, 352)	-1
-RB	(pg. 351, 352)	-1
-SE	(pg. 351, 352)	Standard

-SE1	(pg. 351, 352)	Standard
-SS	(pg. 351, 352)	Standard
-SS1	"X"
-SSR	(pg. 351, 352)	-RB
-W	(pg. 351, 352)	-95
-WC	(pg. 351, 352)	-WC
-WH	(pg. 351, 352)	-12

BACKWATER VALVES AND TRAPS

J R SMITH		MIFAB
7000	(pg. 282)	BV1210
7012	(pg. 281)	BV1000
7022	(pg. 281)	BV1000
7070	(pg. 283)	BV1280
7080	(pg. 282)	BV1260
7097	(pg. 283)	BV1290
7140	"X"
7150	(pg. 284)	BV1300
7220	(pg. 286)	MI-950
7221	(pg. 286)	MI-950
7222	(pg. 286)	MI-950
7230	(pg. 187)	C1600
7231	(pg. 187)	C1600
7232	(pg. 187)	C1600

INTERCEPTORS

J R SMITH		MIFAB
P500-004	(See website)	MCL-G-0
P500-007	(See website)	MCL-G-1
P500-010	(See website)	MCL-G-2
P500-015	(See website)	MCL-G-3
P500-020	(See website)	MCL-G-4
P500-025	(See website)	MCL-G-5
P500-035	(See website)	MCL-G-6
P500-050	(See website)	MCL-G-7
8000	(pg. 205)	MI-G
8004	(pg. 205)	MI-G-0
8007	(pg. 205)	MI-G-1
8010	(pg. 205)	MI-G-2
8015	(pg. 205)	MI-G-3
8020	(pg. 205)	MI-G-4
8025	(pg. 205)	MI-G-5
8035	(pg. 205)	MI-G-6
8050	(pg. 205)	MI-G-7
8000GT	(pg. 208)	MI-G-SDH
8000GTX	(pg. 208)	MI-G-SDH
8100	(pg. 205)	MI-G-L
8100GT	(pg. 208)	MI-G-L-SDH

INTERCEPTORS CON'T

J R SMITH		MIFAB
8100GTX	(pg. 208)	MI-G-L-SDH
8120	(pg. 205)	MI-G-L-20
8135	(pg. 205)	MI-G-L-35
8150	(pg. 205)	MI-G-L-50
8165	(pg. 218)	MI-G-AD
8166	(pg. 218)	MI-G-L-AD
8175	(pg. 218)	MI-G-AD
8176	(pg. 218)	MI-G-L-AD
8200	(pg. 205)	MI-G-C
8300	(pg. 205)	MI-G w/MI-CS
8300GT	(pg. 208)	MI-G-SDH
		w/MI-CS
		XL-MI-G
8400	(pg. 206)	XL-MI-G-C
8400E	(pg. 206)	MI-O
8510	(pg. 210)	MI-O-C
8510E	(pg. 210)	MI-O
8560	(pg. 210)	MI-O-C
8560E	(pg. 210)	MI-O-HU
8599	(pg. 211)	MI-SOLID-S
8710	(pg. 212)	MI-SOLID-M
8714	(pg. 212)	MI-SOLID-L
8715	(pg. 212)	MI-SOLID-LB
8730	(pg. 212)	MI-SOLID-SA
8738	(pg. 213)	MI-HAIR
8750	(pg. 212)	MI-HAIR
8760	(pg. 212)	MI-HAIR
8790	"X"
8795	"X"
8811	(pg. 214)	MI-SD

8817	(pg. 214)	MI-SAND
8818	(pg. 214)	MI-SAND-HU
8870	(pg. 213)	MI-SOLID-TA
8870-34	(pg. 213)	MI-SOLID-TA
8905	(pg. 217)	MI-RICE
8910	(pg. 216)	MI-LINT
8925	(pg. 212)	MI-OS
8930	(pg. 70)	F1570
8970	"X"

INTERCEPTOR OPTIONAL VARIATIONS

J R SMITH		MIFAB
-AC	(pg. 351, 352)	-AL
-ACC	(pg. 351, 352)	-AL
-ARC	(pg. 351, 352)	Standard
-ARI	(pg. 351, 352)	Standard
-ARIO	(pg. 351, 352)	Standard
-ARO	(pg. 351, 352)	Standard
-B	(pg. 351, 352)	-SB
-E	(pg. 351, 352)	-C
-F	(pg. 351, 352)	-FL
-F-C	(pg. 351, 352)	-FLM
-HC	(pg. 351, 352)	-HD
-QC	(pg. 351, 352)	-TL
-SS	(pg. 351, 352)	-SS
-TC	(pg. 351, 352)	-TL
-U	(pg. 351, 352)	-6
-Y	(pg. 351, 352)	Standard
DI grate	(pg. 351, 352)	-4
No Hub	(pg. 351, 352)	Standard

SPECIALTIES

JR SMITH		MIFAB
9005	(pg. 287)	MI-GRILL
9010	(pg. 287)	MI-GRILL
9020	(pg. 287)	MI-GRILL
9095	(pg. 111)	FS1960
9110	(pg. 284)	TS1002
9120	(pg. 284)	TS1003
9130	"X"
9134	"X"
9140	"X"
9200	(pg. 295)	MI-750
9205	(pg. 73)	F1640
9340	(pg. 81)	F1100-C-PV-PAVER
9345	(pg. 81)	F1100-C-PV-PAVER
9350	(pg. 81)	C1100-C-PV-PAVER
9502	(pg. 302)	POG
9508	(pg. 302)	POG
9690	(pg. 110)	FS1920-FL
9692	(pg. 110)	FS1920-FL
9693	(pg. 110)	FS1930-FL
9694	(pg. 110)	FS1940-FL
9696	(pg. 110)	FS1920-FL-5
9698	(pg. 110)	FS1930-FL-5
9699	(pg. 110)	FS1940-FL-5
9700	(pg. 33)	F1000-C-6-3-28*
9703	(pg. 46)	F-3
9704	(pg. 46)	G-3
9705	(pg. 32)	F1000-8-3-28-Z
9710	(pg. 32)	F1000-8-3-28
9713	(pg. 33)	F1000-8-3-28

9715	(pg. 33)	F1000-8-3-28-90
9718	(pg. 33)	F1000-8-3-28-90
9720	(pg. 170)	C1100-T7-3-28
9725	(pg. 33)	F1000-8-3-28
9730	(pg. 107)	FS1760-3-28
9733	(pg. 59)	F1360-28-3
9734	(pg. 107)	FS1760-3-28
9735	(pg. 170)	C1100-T7-3-28
9740	(pg. 78)	F1880
9745	(pg. 46)	RS48-3-28-NH
9750	(pg. 48)	F1130C-28-3
9755	(pg. 281)	BV1000-28
9759	(pg. 285)	MI-850-28
9760	(pg. 170)	C1100-T6-3-28
9770	(pg. 170)	C1100-T6-3-28
9775	(pg. 179)	C1430-28
9776	(pg. 179)	C1430-RD-28
9780	(pg. 131)	R1200-M-28
9785	(pg. 148)	R1300-28
9790	(pg. 282)	BV1210-28
9795	(pg. 281)	BV1000-28

Note: This guide is prepared to assist in determining the MIFAB Catalog number which is similar to the J R Smith number referred to. Due to the simplified modular design of MIFAB products, this index indicates the product which is closest in design, based on function: eg. Free Area, Loading Rating, Depth, Material etc.

* Includes "-C" membrane clamp in areas with waterproof membrane. As a recommended alternate, use F1100 in non membrane areas, delete "-C" membrane clamp.

* MC-14 or MC-15 are recommended alternatives. Less pipe space, lower cost and fewer parts

WADE - MIFAB CROSS REFERENCE

WATER HAMMER ARRESTORS

WADE		MIFAB
5	(pg. 300)	WHB-A
10	(pg. 300)	WHB-B
20	(pg. 300)	WHB-C
50	(pg. 300)	WHB-D
75	(pg. 300)	WHB-E
100	(pg. 300)	WHB-F
5-P	(pg. 300)	MWH-A
10-P	(pg. 300)	MWH-B
20-P	(pg. 300)	MWH-C
50-P	(pg. 300)	MWH-D
75-P	(pg. 300)	MWH-E
100-P	(pg. 300)	MWH-F

WATER CLOSET CARRIERS

WADE		MIFAB
300ND	(pg. 232)	MC-10D
300ND-HD	(pg. 232)	MC-10D
300ND-LR	(pg. 232)	MC-10D
300ND-XB	(pg. 238)	MC-10D-HDX
300ND-XH	(pg. 232)	MC-10D-HD-750
300NL	(pg. 232)	MC-10L
300NL-HD	(pg. 232)	MC-10L
300NL-LR	(pg. 232)	MC-10L
300NL-XB	(pg. 238)	MC-10L-HDX
300NL-XH	(pg. 232)	MC-10L-HD-750
300NR	(pg. 232)	MC-10R
300NR-HD	(pg. 232)	MC-10R
300NR-LR	(pg. 232)	MC-10R
300NR-NR-XB	(pg. 238)	MC-10R-HDX
300NR-NR-XH	(pg. 232)	MC-10R-HD-750
310	(pg. 232)	MC-10
310CD	(pg. 233)	MC-10D-HS
310CD-HD	(pg. 233)	MC-10D-HS
310CD-LR	(pg. 233)	MC-10D-HS
310CD-XB	(pg. 238)	MC-10D-HS-HDX
310CD-XH	(pg. 233)	MC-10D-HS-HD-750
310CD-36-HD	(pg. 233)	MC-10D-27-37-HS
310CD-36-LR	(pg. 233)	MC-10D-27-37-HS
310CL	(pg. 233)	MC-10L-HS
310CL-HD	(pg. 233)	MC-10L-HS

310CL-LR	(pg. 233)	MC-10L-HS	310NR-36-LR	(pg. 236)	MC-10R-27-37
310CL-XB	(pg. 238)	MC-10L-HS-HDX	310NR-36-XB	(pg. 236)	MC-10R-27-37-HDX
310CL-XH	(pg. 233)	MC-10L-HS-HD-750	310NR-36-XH	(pg. 236)	MC-10R-27-37-HD-750
310CL-36-HD	(pg. 237)	MC-10L-27-37-HS	310NR-UA-HD	(pg. 235)	MC-10R-27
310CL-36-LR	(pg. 237)	MC-10L-27-37-HS	310NR-UA-LR	(pg. 235)	MC-10R-27
310CR	(pg. 233)	MC-10R-HS	310NR-UA-XB	(pg. 235)	MC-10R-27-HDX
310CR-HD	(pg. 233)	MC-10R-HS	310NR-UA-XH	(pg. 235)	MC-10R-27-HD-750
310CR-LR	(pg. 233)	MC-10R-HS	310NR-XB	(pg. 238)	MC-10R-HDX
310CR-XB	(pg. 238)	MC-10R-HS-HDX	310NR-XH	(pg. 232)	MC-10R-HD-750
310CR-XH	(pg. 233)	MC-10R-HS-HD-750	310-36	(pg. 236)	MC-10-27-37
310CR-36-HD	(pg. 237)	MC-10R-27-37-HS	310ND-36	(pg. 236)	MC-10D-27-37
310CR-36-LR	(pg. 237)	MC-10R-27-37-HS	310NL-36	(pg. 236)	MC-10L-27-37
310CD-36	(pg. 237)	MC-10D-27-37-HS	310NR-36	(pg. 236)	MC-10R-27-37
310CL-36	(pg. 237)	MC-10L-27-37-HS	310-H	(pg. 234)	MC-10-EXT
310CR-36	(pg. 237)	MC-10R-27-37-HS	310ND-H	(pg. 234)	MC-10D-EXT
310ND	(pg. 232)	MC-10D	310NL-H	(pg. 234)	MC-10L-EXT
310ND-36-HD	(pg. 236)	MC-10D-27-37	310NR-H	(pg. 234)	MC-10R-EXT
310ND-36-LR	(pg. 236)	MC-10D-27-37	310-UA	(pg. 235)	MC-10-27
310ND-36-XH	(pg. 236)	MC-10D-27-37-HD-750	310ND-UA	(pg. 235)	MC-10D-27
310ND-HD	(pg. 232)	MC-10D	310NL-UA	(pg. 235)	MC-10L-27
310ND-LR	(pg. 232)	MC-10D	310NR-UA	(pg. 235)	MC-10R-27
310ND-UA-HD	(pg. 235)	MC-10D-27	320ND	(pg. 232)	MC-10D
310ND-UA-LR	(pg. 235)	MC-10D-27	320ND-HD	(pg. 232)	MC-10D
310ND-UA-XB	(pg. 235)	MC-10D-27-HDX	320ND-LR	(pg. 232)	MC-10D
310ND-UA-XH	(pg. 235)	MC-10D-27-HD-750	320ND-XB	(pg. 232)	MC-10D-HDX
310ND-XB	(pg. 238)	MC-10D-HDX	320ND-XH	(pg. 232)	MC-10D-HD-750
310ND-XH	(pg. 232)	MC-10D-HD-750	320ND-36	(pg. 236)	MC-10D-27-37
310NL	(pg. 232)	MC-10L	320ND-36-HD	(pg. 236)	MC-10D-27-37
310NL-HD	(pg. 232)	MC-10L	320ND-36-LR	(pg. 236)	MC-10D-27-37
310NL-LR	(pg. 232)	MC-10L	320ND-36-XB	(pg. 236)	MC-10D-27-37-HDX
310NL-36-HD	(pg. 236)	MC-10L-27-37	320ND-36-XH	(pg. 236)	MC-10D-27-37-HD-750
310NL-36-LR	(pg. 236)	MC-10L-27-37	320NL	(pg. 232)	MC-10L
310NL-36-XB	(pg. 236)	MC-10L-27-37-HDX	320NL-HD	(pg. 232)	MC-10L
310NL-36-XH	(pg. 236)	MC-10L-27-37-HD-750	320NL-LR	(pg. 232)	MC-10L
310NL-UA-HD	(pg. 235)	MC-10L-27	320NL-XB	(pg. 238)	MC-10L-HDX
310NL-UA-LR	(pg. 235)	MC-10L-27	320NL-XH	(pg. 232)	MC-10L-HD-750
310NL-UA-XB	(pg. 235)	MC-10L-27-HDX	320NL-36	(pg. 236)	MC-10L-27-37
310NL-UA-XH	(pg. 235)	MC-10L-27-HD-750	320NL-36-HD	(pg. 236)	MC-10L-27-37
310NL-XB	(pg. 238)	MC-10L-HDX	320NL-36-LR	(pg. 236)	MC-10L-27-37
310NL-XH	(pg. 232)	MC-10L-HD-750	320NL-36-XB	(pg. 236)	MC-10L-27-37-HDX
310NR	(pg. 232)	MC-10R	320NL-36-XH	(pg. 236)	MC-10L-27-37-HD-750
310NR-HD	(pg. 232)	MC-10R	320NR	(pg. 232)	MC-10R
310NR-LR	(pg. 232)	MC-10R	320NR-HD	(pg. 232)	MC-10R
310NR-36-HD	(pg. 236)	MC-10R-27-37	320NR-LR	(pg. 232)	MC-10R

320NR-XB (pg. 238)	MC-10R-HDX	350C4,AB (pg. 245)	MC-14-4-V4-HS 610 (pg. 254)	MC-40
320NR-XH (pg. 232)	MC-10R-HD-750	350N2 (pg. 244)	MC-14-4-V2 610D (pg. 254)	MC-40D
320NR-36 (pg. 236)	MC-10R-27-37	350N2,AB (pg. 244)	MC-14-4-V2 620 (pg. 251)	MC-34
320NR-36-HD (pg. 236)	MC-10R-27-37	350N4 (pg. 244)	MC-14-4-V4 623 (pg. 252)	MC-35
320NR-36-LR (pg. 236)	MC-10R-27-37	350N4,AB (pg. 244)	MC-14-4-V4 630 (pg. 260)	MC-61
320NR-36-XB (pg. 236)	MC-10R-27-37-HDX	360 (pg. 247)	MC-15-HS 633 (pg. 260)	MC-61-C
320NR-36-XH (pg. 236)	MC-10R-27-37-HD-750	360CD (pg. 247)	MC-15D-HS 640 (pg. 260)	MC-61-T
330 (pg. 240)	MC-12*	360CD,AB (pg. 247)	MC-15D-HS 640-NV2 (pg. 260)	MC-62-4-V2
330CD (pg. 241)	MC-12D-HS*	360CL (pg. 247)	MC-15L-HS 640-NV4 (pg. 260)	MC-62-4-V4
330CD-HD (pg. 241)	MC-12D-HS*	360CL,AB (pg. 247)	MC-15L-HS 640-NL (pg. 260)	MC-63-L
330CD-XB (pg. 241)	MC-12D-HS-HDX*	360CR (pg. 247)	MC-15R-HS 640-NR (pg. 260)	MC-63-R
330CL (pg. 241)	MC-12-26-HS*	360CR,AB (pg. 247)	MC-15R-HS	
330CL-HD (pg. 241)	MC-12-26-HS*	360ND90 (pg. 249)	MC-27	
330CL-LR (pg. 241)	MC-12-26-HS*	360ND90A (pg. 249)	MC-27	
330CL-XB (pg. 241)	MC-12-26-HS-HDX*	371 (pg. 246)	MC-15	
330CL-XH (pg. 241)	MC-12-26-HS-HD-750*	371D (pg. 246)	MC-15D	
330CR (pg. 241)	MC-12-25-HS*	371D,X8.5 (pg. 246)	MC-15D-23	
330CR-HD (pg. 241)	MC-12-25-HS*	371D,X8.5,Z45 (pg. 246)	MC-15D-31	
330CR-XB (pg. 241)	MC-12-25-HS-HDX*	371D,Z45 (pg. 246)	MC-15D-25	
330ND (pg. 240)	MC-12D*	371L (pg. 246)	MC-15L	
330ND-HD (pg. 240)	MC-12D	371L,X8.5 (pg. 246)	MC-15L-23	
330ND-LR (pg. 240)	MC-12D	371L,X8.5,Z45 (pg. 246)	MC-15L-26	
330ND-XB (pg. 240)	MC-12D-HDX	371R (pg. 246)	MC-15R	
330ND-XH (pg. 240)	MC-12D-HD-750	371R, X8.5 (pg. 246)	MC-15R-23	
330NL (pg. 240)	MC-12-26*	371R, Z45 (pg. 246)	MC-15R-26	
330NL-HD (pg. 240)	MC-12*	371R, X8.5, Z45 (pg. 246)	MC-15R-26	
330NL-LR (pg. 240)	MC-12-25*	380P3 (pg. 248)	MC-24	
330NL-XB (pg. 240)	MC-12-HDX*	380P4 (pg. 248)	MC-24	
330NL-XH (pg. 240)	MC-12-HD-750*	410 (pg. 248)	MC-21T	
330NR (pg. 240)	MC-12-25*			
330NR-HD (pg. 240)	MC-12*			
330NR-XB (pg. 240)	MC-12-HDX*			
330NR-XH (pg. 240)	MC-12-HD-750*			
340 (pg. 242)	MC-13			
340CD (pg. 243)	MC-13D-HS			
340CD-HD (pg. 243)	MC-13D-HS			
340CD-LR (pg. 243)	MC-13D-HS			
340CD-XB (pg. 243)	MC-13D-HS-HDX			
340CD-XH (pg. 243)	MC-13D-HS-HD-750			
340CL (pg. 243)	MC-13L-HS			
340CL-HD (pg. 243)	MC-13L-HS			
340CL-LR (pg. 243)	MC-13L-HS			
340CL-XB (pg. 243)	MC-13L-HS-HDX			
340CL-XH (pg. 243)	MC-13L-HS-HD-750			
340CR (pg. 243)	MC-13R-HS			
340CR-HD (pg. 243)	MC-13R-HS			
340CR-LR (pg. 243)	MC-13R-HS			
340CR-XB (pg. 243)	MC-13R-HS-HDX			
340CR-XH (pg. 243)	MC-13R-HS-HD-750			
340ND (pg. 242)	MC-13D			
340ND-HD (pg. 242)	MC-13D-2			
340ND-LR (pg. 242)	MC-13D-2			
340ND-XB (pg. 242)	MC-13D-2-HDX			
340ND-XH (pg. 242)	MC-13D-2-HD-750			
340NL (pg. 242)	MC-13L			
340NL-HD (pg. 242)	MC-13-2			
340NL-LR (pg. 242)	MC-13-2			
340NL-XB (pg. 242)	MC-13-2-HDX			
340NL-XH (pg. 242)	MC-13-2-HD-750			
340NR (pg. 242)	MC-13R			
340NR-HD (pg. 242)	MC-13-2			
340NR-LR (pg. 242)	MC-13-2			
340NR-XB (pg. 242)	MC-13-2-HDX			
340NR-XH (pg. 242)	MC-13-2-HD-750			
340A (pg. 242)	MC-13-2			
340ACD (pg. 243)	MC-13D-2-HS			
340ACD5 (pg. 243)	MC-13D-2-HS			
340ACD6 (pg. 243)	MC-13D-2-HS			
340ACL (pg. 243)	MC-13-2-HS			
340ACL5 (pg. 243)	MC-13-2-HS			
340ACL6 (pg. 243)	MC-13-2-HS			
340ACR (pg. 243)	MC-13-2-HS			
340AND (pg. 242)	MC-13D-2			
340AND5 (pg. 242)	MC-13D-2			
340AND6 (pg. 242)	MC-13D-2			
340ANL (pg. 242)	MC-13-2			
340ANL5 (pg. 242)	MC-13-2			
340ANL6 (pg. 242)	MC-13-2			
340ANR (pg. 242)	MC-13-2			
350 (pg. 244)	MC-14			
350C4 (pg. 245)	MC-14-4-V4-HS			

"X" Contact MIFAB

LAVATORY, URINAL, SINK CARRIERS OPTIONAL ARIATIONS

WADE	MIFAB
AM11 (pg. 351, 352)	Standard
AM27 (pg. 351, 352)	-F
AM28 (pg. 351, 352)	-G
M3 (pg. 351, 352)	-14
M19 (pg. 351, 352)	-I
M23 (pg. 351, 352)	-E2
M24 (pg. 351, 352)	Standard
M25 (pg. 351, 352)	Specify
M36 (pg. 351, 352)	Standard

FLOOR AND AREA DRAINS

WADE	MIFAB
900-C (pg. 33)	F1100
900 (pg. 52)	F1240
910 (pg. 51)	F1230-WF
1000STD, SS (pg. 32)	F1000-C*
1070STD (pg. 32)	F1000-C-90*
1090 (pg. 296)	MI-GARD
1100FD-STD (pg. 33)	F1100
1100-L (pg. 41)	F1100-C-VD*
1100STD, (pg. 32)	F1000-3-28*
1100STD (pg. 33)	F1100-C*
1100AX (pg. 42)	F1100-C-X*
1100D (pg. 37)	F1100-C-HG*
1100-DT (pg. 43)	F1100-C-Z*
1100-DTS (pg. 44)	F1100-C-ZS*
1100ER (pg. 36)	F1100-C-ER*
1100F (pg. 37)	F1100-C-FT6*
1100FC (pg. 36)	F1100-C-FC*
1100G (pg. 39)	F1100-C-S*
1100H (pg. 39)	F1100-C-RS*
1100K (pg. 38)	F1100-C-K*
1100N (pg. 40)	F1100-C-SHG*
1100P (pg. 41)	F1100-C-T*
1100TG (pg. 42)	F1100-C-X*
1100TS (pg. 38)	F1100-C-N*
1100VD (pg. 41)	F1100-C-VD*
1100-VVD (pg. 42)	F1100-C-VD*
1100 body (pg. 302)	A1-C* body
1120NH (pg. 48)	F1120-C*
1120CONH (pg. 48)	F1130C
1140 (pg. 49)	F1140C
1160 (pg. 44)	F1100-C-90*
1200 (pg. 56)	F1340-Y-Q-14
1200E (pg. 56)	F1340-Y-Q-Z
1200PG (pg. 69)	F1540
1200TD (pg. 55)	F1340-C-TFB*
1200XS (pg. 36)	F1340-Y-Q
1210 (pg. 54)	F1340-Y-14
1210E (pg. 54)	F1340-Y-14-Z
1210PG (pg. 69)	F1540
1210TD (pg. 55)	F1340-C-TFB*
1220 (pg. 57)	F1350-C*
1230 (pg. 56)	F1340-C-Y-14-90*
1240 (pg. 54)	F1340-C-14*
1300 (pg. 53)	F1320-C-Y-14*
1300-BG (pg. 78)	F1840
1300TD (pg. 53)	F1320-C-TFB*
1300SS (pg. 32)	F1000-8-3-28
1310 (pg. 53)	F1320-C-Y-14*
1310E (pg. 53)	F1320-C-Y-14-Z*
1310-PG (pg. 68)	F1530
1310TD (pg. 53)	F1320-C-TFB*

CROSS REFERENCE

WATER CLOSET CARRIER OPTIONAL VARIATIONS

WADE	MIFAB
AM1 (pg. 351, 352)	-20
AM21 (pg. 351, 352)	-01
B (pg. 351, 352)	Standard
C (pg. 351, 352)	HS
D (pg. 351, 352)	-D
M3 (pg. 351, 352)	-14
M4 (pg. 351, 352)	-10
M14 (pg. 351, 352)	-11
M26 (pg. 351, 352)	-CI
N (pg. 351, 352)	Standard
P (pg. 351, 352)	O
R (pg. 351, 352)	R
V4 (pg. 351, 352)	V4

LAVATORY, URINAL, SINK CARRIERS

WADE	MIFAB
400 (pg. 250)	MC-31
400-AM11 (pg. 250)	MC-32
400D (pg. 250)	MC-31D
400D-AM11 (pg. 250)	MC-32D
420 (pg. 250)	MC-31
420-AM11 (pg. 250)	MC-32
420D (pg. 250)	MC-31D
420D-AM11 (pg. 250)	MC-32D
430 (pg. 250)	MC-31-C
440 (pg. 251)	MC-33
440-AM11 (pg. 251)	MC-33-2
461 (pg. 252)	MC-36
462 (pg. 252)	MC-38D
471 (pg. 252)	MC-36
472 (pg. 252)	MC-38D
510 (pg. 254)	MC-40
520 (pg. 254)	MC-40D
520D (pg. 255)	MC-41
525 (pg. 254)	MC-41D
530-08 (pg. 254)	MC-41
571CA (pg. 259)	MC-53
571EA (pg. 259)	MC-55
574 (pg. 259)	MC-54
571 Concealed (pg. 259)	MC-53
571 Exposed (pg. 259)	MC-55
572 Concealed (pg. 259)	MC-51
572 Exposed (pg. 259)	MC-56
573 (pg. 258)	MC-51

1320	(pg. 54)	F1330C
1320-MC	(pg. 53)	F1320-C-8-44*
1330-SS	(pg. 53)	F1320-C-3-28*
1340	(pg. 53)	F1320-C-14*
1340TD	(pg. 53)	F1320-C-TFB-14*
1350	(pg. 53)	F1320-C-14-90*

* Includes "-C" membrane clamp in areas with waterproof membrane. As a recommended alternate, use F1100 in non membrane areas, delete "-C" membrane clamp.

1350TD	(pg. 53)	F1320-C-TFB-90*
1370	(pg. 49)	F1140C
1380	(pg. 53)	F1320-C*
1400	(pg. 59)	F1360-C-Y-14*
1400-PG	(pg. 69)	F1550
1410	(pg. 59)	F1360-C-Y-14*
1410-PG	(pg. 69)	F1550
1410TD	(pg. 59)	F1360-TFB
1420	(pg. 60)	F1370-Y-14
1420TD	(pg. 60)	F1370-Y-14-TFB
1450	(pg. 59)	F1360-Y-90
1450TD	(pg. 59)	F1360-90-TFB
1630	(pg. 129)	R1100-RS
1640	(pg. 52)	F1240-4
1640-Y	(pg. 52)	F1240
1740-T	(pg. 70)	F1560
1760	(pg. 75)	F1760-FL
1780	(pg. 282)	BV1210
1790	(pg. 149)	R1320-1
1830	(pg. 40)	F1100-C-SHG8*
1840-PD	(pg. 49)	F1160-C*
1860-PA	(pg. 77)	F1830-P
1890	(pg. 71)	F1580
1890-R	(pg. 212)	MI-OS-1
1980	(pg. 58)	F1350-Y-36
1990	(pg. 58)	F1350-Y-36
2000	(pg. 72)	F1600-C*
2000-PA	(pg. 77)	F1830-PL
2050	(pg. 212)	MI-OS-1
2050-G	(pg. 212)	MI-OS-1
2070	(pg. 212)	MI-OS-1
2080	(pg. 212)	MI-OS-1
2100	(pg. 61)	F1420-C-4*
2110	(pg. 61)	F1420-C-4*
2120	(pg. 64)	F1450-C*
2140	(pg. 61)	F1420-C-4*
2150	(pg. 61)	F1420-C-4-90*
2210	(pg. 49)	F1140C
2300	(pg. 63)	F1440-Y-Q-14*
2310	(pg. 62)	F1440-C-Y-14*
2330	(pg. 63)	F1440-Y-Q-14-90
2340	(pg. 62)	F1440-C-Y-14*
2350	(pg. 61)	F1420-C-Y-14*
2360	(pg. 68)	F1510
2360-SO	(pg. 68)	F1510-90
2370	(pg. 67)	F1480-FL
2390	(pg. 67)	F1490-FL
2390-PG	(pg. 69)	F1550
2890-A	(pg. 71)	F1590-90

ER	(pg. 46)	ER
ER5	(pg. 46)	ER5-1
ER7	(pg. 46)	ER7-1
ER9	(pg. 46)	ER9-1
F	(pg. 46)	FT6-1
FC	(pg. 46)	FC
FF4	(pg. 46)	EF4-1
G	(pg. 47)	S
G5	(pg. 47)	S5-1
G6	(pg. 47)	S6-1
G8	(pg. 47)	S8-1
H	(pg. 46)	RS
H8	(pg. 46)	RS48-1
H12	(pg. 46)	RS412-1
H17	(pg. 46)	RS517-3
K	(pg. 46)	K
MR-SS	(pg. 46)	5-3, 6-3
MS-SS	(pg. 47)	S5-3, S6-3
N	(pg. 47)	SHG
N6	(pg. 47)	SHG6-3
P	(pg. 47)	T
P6	(pg. 47)	T6-3
TG	(pg. 47)	S8-3
TS	(pg. 46)	N
TS7	(pg. 46)	N7-4
TS7-1	(pg. 46)	N7-1
TS7-39	(pg. 46)	N7-4-13
VD	(pg. 47)	VD
VD6	(pg. 47)	VD5-3
WD	(pg. 47)	WD
WD2	(pg. 47)	WD-3
VWV2X7	(pg. 46)	EF4-1

-TY Push on outlet (pg. 351, 352) P

TRAP SEAL PRIMERS AND SPECIALTIES

WADE	MIFAB
800	(pg. 284) TS-1000
2400	(pg. 292) MI-TSP
2400-H	(pg. 285) MI-830
2400-MF	(pg. 292) MI-DU
2400-M	(pg. 295) MI-750
2400-NH	(pg. 285) MI-850
2400-P	(pg. 295) MI-750
2400-S	(pg. 292) MI-TSP-1
2400-T	(pg. 292) MI-TSP-2
2440	(pg. 74) F1670
2440-S	(pg. 74) F1670
2450-EF	(pg. 286) MI-950-F
2450-NH	(pg. 286) MI-950
2490	(pg. 287) MI-CAG

TRENCH DRAINS

WADE	MIFAB
2902	(pg. 88) T1200-F-4
2902A	(pg. 85) T1200-4
2902D	(pg. 85) T1200-F-4
2908	(pg. 85) T1100-F2-4
2908A	(pg. 85) T1100-4
2908D	(pg. 85) T1100-F2-4
2920	(pg. 86) T1350-FL-4
2950	(pg. 86) T1320-FL-4

FLOOR AND AREA DRAIN OPTIONAL VARIATIONS

WADE	MIFAB
-1	Nickel bronze (pg. 351, 352) -1
-2	Polished bronze (pg. 351, 352) -2
-4	Square top (pg. 351, 352) -16
-5	Vandal proof (pg. 351, 352) -6
-6	Trp. Seal pri. Tpg (pg. 351, 352) -7
-7	Dome grate (pg. 351, 352) -20
-8	Secondary strainer (pg. 351, 352) -21
-9	Sec. dome strainer (pg. 351, 352) -20
-11	Heel proof grate (pg. 351, 352) Std
-12	Ductile iron (pg. 351, 352) -4
-13	Tractor grate (pg. 351, 352) Std
-14	Hinged top (pg. 351, 352) -9
-18	Solid cover (pg. 351, 352) -25-1
-19	Chained grate (pg. 351, 352) -23
-23	Extension (pg. 351, 352) -15
-25	Solid cover (pg. 351, 352) -25-1
-26	Membrane clamp (pg. 351, 352) -C
-27	Sediment bucket (pg. 351, 352) -5
-30	Backwater valve (pg. 351, 352) -8
-31	Backwater valve (pg. 351, 352) -8
-33	Closure plug (pg. 351, 352) -34
-37	Aux. tapping (pg. 351, 352) -44
-39	All galvanized (pg. 319, 320) -13
-40	Galv. Top only (pg. 351, 352) -12
-41	All galvanized (pg. 351, 352) -13
-52	Sump receiver (pg. 351, 352) -41
-53	Underdeck clamp (pg. 351, 352) -40
-61	Acid rnt epy stng (pg. 351, 352) -11
-94	Extension (pg. 351, 352) -15
-106	SS. Mesh bucket (pg. 351, 352) -35
-179	Vandal proof (pg. 351, 352) -6
-DI	Ductile iron (pg. 351, 352) -4
-E	Ext. wide flange (pg. 351, 352) -Z
-EF4	4"round funnel (pg. 351, 352) -F4
-EF6	6"round funnel (pg. 351, 352) -F6
-EG6	6" x 3"funnel (pg. 351, 352) -J-1
-EG8	4" x 9"funnel (pg. 351, 352) -G
-IC	Inside caulk outlet (pg. 351, 352) X
-IPS	Threaded outlet (pg. 351, 352) T
MC	2" Aux. Inlet (pg. 351, 352) -44
-NH	No hub outlet (pg. 351, 352) Std

TRENCH DRAIN OPTIONAL VARIATIONS

WADE	MIFAB
-1	Nickel bronze (pg. 351, 352) -1
-2	Polished bronze (pg. 351, 352) -2
-5	Vandal proof (pg. 351, 352) -6
-12	Ductile iron (pg. 351, 352) -4
-26	Memb. Clamp (pg. 351, 352) -c
-27	Sediment bucket (pg. 351, 352) -5
-31	Backwater valve (pg. 351, 352) -8
-39	All galvanized (pg. 351, 352) -13
-40	Galv. Top only (pg. 351, 352) -12
-179	Vandal proof (pg. 351, 352) -6

ROOF DRAINS

WADE	MIFAB
3000	(pg. 131) R1200
3000ADF	(pg. 132) R1200-EU
3000DD	(pg. 137) R1200-SO
3000FG	(pg. 56) F1340-Y-Q-14
3000L	(pg. 142) R1260
3000L-AE	(pg. 142) R1260-EU
3000L-SD	(pg. 142) R1260-W
3000LGS	(pg. 131) R1200
3000-189	(pg. 131) R1200-B
3000-198	(pg. 143) R1270
3000AE	(pg. 132) R1200-EU
3000DF	(pg. 132) R1200-V
3000DP	(pg. 133) R1200-G
3000FCS	(pg. 133) R1200-F
3000PA	(pg. 135) R1200-PR
3000SD	(pg. 138) R1200-W
3009	(pg. 142) R1261
3009AE	(pg. 142) R1261-EU
3009SD	(pg. 142) R1261-W
3012	(pg. 142) R1262
3030	(pg. 139) R1200-90
3100	(pg. 135) R1200-PR
3100-AEM	(pg. 135) R1200-PR15-C
3100-L	(pg. 135) R1200-PR15-C
3100-M	(pg. 135) R1200-PR15-C
3130SO	(pg. 135) R1200-PR-90
T	(pg. 126) R1100
3200-189	(pg. 126) R1100-B
3200-198	(pg. 130) R1150-SPEC

FLOOR DRAIN 1100 SERIES ADJUSTABLE STRAINER VARIATIONS

WADE	MIFAB
STD5	(pg. 46) 5-1
STD6	(pg. 46) 6-1
STD7	(pg. 46) 7-1
STD8	(pg. 46) 8-1
STD10	(pg. 46) 10-1
AS	(pg. 46) AS
AX	(pg. 47) X
AX6	(pg. 47) X6-1
B	(pg. 46) 5-1
BS	(pg. 47) SD
D	(pg. 46) HG
D6	(pg. 46) HG6-3
DT	(pg. 47) Z5-1
DTS	(pg. 47) ZS-1

3200-C	(pg. 130)	R1150
3200P	(pg. 128)	R1100-PR
3210	(pg. 130)	R1100-90
3210-P	(pg. 61)	F1420-C-90*
3220	(pg. 140)	R1220
3220A	(pg. 140)	R1220-90
3220-AP	(pg. 141)	R1220-PR-90
3220-189	(pg. 140)	R1220-B
3220-198	(pg. 143)	R1270-A5
3220PA	(pg. 76)	F1810
3220RS	(pg. 141)	R1220-RS
3230	(pg. 151)	R1420
3230-47	(pg. 151)	R1420
3230-48	(pg. 151)	R1420-14
3230A	(pg. 151)	R1410
3230-N	(pg. 149)	R1320T
3240	(pg. 150)	R1400
3240-47	(pg. 150)	R1400
3240-48	(pg. 150)	R1400-14
3240B	(pg. 150)	R1400
3240-B-47	(pg. 150)	R1400
3240-B-48	(pg. 150)	R1400-14
3240-PA	(pg. 150)	R1400-83
3240BD	(pg. 150)	R1400
3270	(pg. 148)	R1300T
3270A	(pg. 148)	R1310T
3290	(pg. 149)	R1320T
3290A	(pg. 149)	R1330T
3300	(pg. 53)	F1320-C*
3300-TC	(pg. 54)	F1340-G
3880P	(pg. 287)	MI-GRILL
3900	(pg. 155)	R1900
3900NH	(pg. 155)	R1900
3940	(pg. 156)	R1940
3210-P	(pg. 128)	R1100-PR-90
3220-0P	(pg. 135)	R1200-PR
3400	(pg. 59)	F1360-C*
3600	(pg. 154)	R1850
3690	(pg. 155)	R1930
3880-SS	(pg. 155)	R1960-F
3880P	(pg. 287)	MI-GRILL
3930	(pg. 286)	R1520
3940-D	(pg. 152)	R1640
3940NH	(pg. 153)	R1940-NH
WH-300	(pg. 156)	R1203-SR
WH-400	(pg. 146)	R1204-SR
WH-500	(pg. 146)	R1205-SR
WH-600	(pg. 146)	R1206-SR

ROOF DRAIN OPTIONAL ARIATIONS

WADE		MIFAB
-AE	Adjustable Extension	-EU
-BG	Ballast guard	-G
-D	2" high water dam	-R
-DF	Extension flange	-V
-DFS	Ballast guard	-G
-DP	Ballast guard	-G
-FCS	Flow control weir	-F
IC	Inside caulk outlet	X
IPS	Threaded outlet	T
NH	No hub outlet	Standard
-SD	Standpipe assembly	-WD
TY	Push on outlet	P
-3	Rough bronze dome	-81
-5	Vandal proof	-6
-39	All galvanized	-13
-42	Cast iron dome	-M
-46	Aluminum dome	-M-80
-47	High dome	-HM
-49	SS mesh screen over dome	-83
-50	SS Msh scrn ov.dome	-83
-52	Sump receiver	-B
-53	Underdeck clamp	-U
-54	Membrane clamp	-C
-55	Flashing collar adap	"X"

BACKWATER VALVES

WADE		MIFAB
4200	(pg. 281)	BV1000
4300	(pg. 282)	BV1250

INTERCEPTORS

5100	(pg. 205)	MI-G
5100GT	(pg. 208)	MI-G-SDH
5100GTX	(pg. 208)	MI-G-SDH
5100LR-GTX	(pg. 208)	MI-G-L-SDH
5100-LR-JCX	(pg. 208)	MI-G-L-SDH
5100XT	(pg. 205)	MI-G-C
5100JCX	(pg. 208)	MI-G-SDH
5100FH	(pg. 209)	MI-CS
5100FHT	(pg. 209)	MI-CS-EN
5100LR	(pg. 205)	MI-G-L
5200	(pg. 206)	XL-MI-G
5200XT	(pg. 206)	XL-MI-G-C
5400	(pg. 210)	MI-O
5400-XT	(pg. 210)	MI-O-C
5500	(pg. 211)	MI-O-HU
5500-XT	(pg. 211)	MI-O-HU-C
5600	(pg. 216)	MI-LINT
5720	(pg. 212)	MI-SOLID-S
5730	(pg. 212)	MI-SOLID-LB
5740	(pg. 212)	MI-SOLID-M
5740L	(pg. 212)	MI-SOLID-L
5750	(pg. 212)	MI-HAIR
5750SO	(pg. 212)	MI-HAIR
5760	(pg. 213)	MI-SOLID-TA
5770	(pg. 213)	MI-SOLID-SA
5800	(pg. 214)	MI-SD
5810	(pg. 214)	MI-SD
5830	(pg. 216)	MI-LINT
5900	(pg. 214)	MI-SAND

CLEANOUTS

WADE		MIFAB
6000	(pg. 168)	C1100-R
6000CF	(pg. 169)	C1100-RFC
6000CM	(pg. 169)	C1100-RC
6000D	(pg. 168)	C1100-R-Z
6000S	(pg. 170)	C1100-S
6000T	(pg. 170)	C1100-T
6000TS	(pg. 171)	C1100-TS
6000U	(pg. 171)	C1100-UR
6000US	(pg. 172)	C1100-US
6000X	(pg. 172)	C1100-XR
6000XS	(pg. 173)	C1100-XS
6000Z	(pg. 172)	C1100-XR
7000	(pg. 168)	C1100-R
7000Z	(pg. 168)	C1100-R
8000	(pg. 168)	C1100-R
8000Z	(pg. 172)	C1100-XR
8008-1	(pg. 175)	C1220
8008-Z	(pg. 175)	C1220-4
8100	(pg. 168)	C1100-R
8130AF	(pg. 175)	C1220
8190	(pg. 168)	C1100-C-R*
8200	(pg. 176)	C1230-1
8200-Z	(pg. 176)	C1230-4
8240	(pg. 172)	C1100-C-XR-4*
8300C	(pg. 177)	C1300-R
830 OS	(pg. 177)	C1300-S
8300SH	(pg. 177)	C1300-S
8300SS	(pg. 177)	C1300-S
8300MF	(pg. 178)	C1300-MF
8400	(see CLPB-2015)	C230-TS-1
8400-Z	(see CLPB-2015)	C230-TS-4
8450R	(pg. 183)	C1450-RD
8460R	(pg. 185)	C1460-RD
8470R	(pg. 179)	C1430-RD
8480C	(pg. 178)	C1400-R
8480R	(pg. 179)	C1400-RD
8480S	(pg. 178)	C1400-S
8480-ST	(pg. 178)	C1400-S
8480X	"X"
8550	(pg. 182)	C1450
8550-R	(pg. 182)	C1450
8560	(pg. 184)	C1460
8570	(pg. 186)	C1470
8590	(pg. 179)	C1430

Note: This guide is prepared to assist in determining the MIFAB Catalog number which is similar to the Wade catalog number referred to. Due to the simplified modular design of MIFAB products, this index indicates the product which is closest in design, based on function: eg. Free Area, Load Rating, Depth, Material etc.

CLEANOUT OPTIONAL VARIATIONS

WADE		MIFAB
B	Raised Br. Plug	(pg. 179) C1430
E	Countersunk br. plug	(pg. 179) C1430
-CF	Carpet flange	(pg. 351, 352) -RFC
-CM	Carpet marker	(pg. 351, 352) -RC
-D	Extended wide flange	(pg. 351, 352) -Z
IC	Inside caulk outlet	(pg. 351, 352) X
NH	No hub outlet	(pg. 351, 352) Std
S	Square top	(pg. 351, 352) -S
-T	Round tile top	(pg. 351, 352) -T
-TS	Square tile top	(pg. 351, 352) -TS
TY	Push on outlet	(pg. 351, 352) P
-U	Round terrazzo top	(pg. 351, 352) -UR
-US	Square terrazzo top	(pg. 351, 352) -US
-X	Heavy duty round top	(pg. 351, 352) -XR
-XS	Heavy duty sq. top	(pg. 351, 352) -XS
-39	All galvanized	(pg. 351, 352) -13
-72	Carpet marker cover	(pg. 351, 352) -RC
-75	Bronze tapered plug	(pg. 351, 352) -34B
-118	.Bronze gasket plug	(pg. 351, 352) -34
-179	Vandal proof	(pg. 351, 352) -6

HYDRANTS

WADE		MIFAB
8600	(pg. 271)	MHY-10
8600,175	(pg. 271)	MHY-20
8600MT	(pg. 272)	MHY-35
8600HC	(pg. 273)	MHY-45
8601	(pg. 271)	MHY-10
8601-175	(pg. 271)	MHY-20
8601-MT	(pg. 274)	MHY-50
8601-MT-175	(pg. 274)	MHY-55
8602	(pg. 277)	MHY-60
8602-XH	(pg. 277)	MHY-60-HSB
8606HC	(pg. 273)	MHY-45
8610	(pg. 278)	MHY-65/66
HY-1		MHY-55

FLOOR SINKS

WADE		MIFAB
9000	(pg. 111)	FS1950
9010	(pg. 106)	FS1750-FL-1
9010-24	(pg. 106)	FS1750-FL-1
9010-LF	(pg. 106)	FS1750-1
9040	(pg. 107)	FS1760-FL-1
9040-24	(pg. 107)	FS1760-FL-1
9040-LF	(pg. 107)	FS1760-1
9100	(pg. 110)	FS1920-FL-5
9100-1	(pg. 110)	FS1920-FL-3-9-5
9110	(pg. 101)	FS1520-FL-1
9110LF	(pg. 101)	FS1520-1
9130	(pg. 103)	FS1720-FL-3-9
9130-LF	(pg. 103)	FS1720-3-9
9140	(pg. 104)	FS1730-FL-3-9
9140-LF	(pg. 104)	FS1730-3-9
9150	(pg. 105)	FS1740-FL-3-9
9150-LF	(pg. 105)	FS1740-3-9
9160	(pg. 108)	FS1770-FL-1
9170	(pg. 108)	FS1770-FL-1
9200	(pg. 102)	FS1530-1
9210	(pg. 102)	FS1530-1
9210-24	(pg. 102)	FS1530-FL-1
9240	(pg. 102)	FS1530-1
9290	(pg. 109)	FS1790-3
9300	(pg. 74)	F1650
9300-B	(pg. 74)	F1650-6
9400	(pg. 74)	F1660

STAINLESS STEEL FLOOR DRAINS

WADE		MIFAB
1100-SS	(pg. 32)	F1000-C-28-3*
1300SS	(pg. 53)	F1320-C-28-3*
1330-SS	(pg. 53)	F1320-C-28-90-3*
1780-SS	(pg. 282)	BV1210-28
1970	(pg. 58)	F1350-Y-36-28-3
2930	see TDSS-2014	P6060
2940	see TDSS-2014	P6120
6100	see TDSS-2014	P7040
8200-SS	(pg. 32)	F1100-28-T-3
9410	(pg. 78)	F1880
9440	(pg. 78)	F1890
9500	(pg. 52)	F1300-TA-3-5
9600	(pg. 110)	FS1920-FL-3-5-SP
9740	(pg. 110)	FS1930-FL-3-5
9740-1	(pg. 110)	FS1930-FL-3-9-5
9750	(pg. 110)	FS1940-FL-3-5
9750-1	(pg. 110)	FS1940-FL-3-9-5

9840 (pg. 102) FS1530-FL-28-3

FLOOR SINK OPTIONAL VARIATIONS

WADE		MIFAB
-1	Nickel bronze	-1
-5	Vandal proof	-6
-6	Trap seal primer tap	Std
-9	Sec. Dome strainer	-20
-15	Half grate	-150
-16	3/4 grate	-175
-18	SS solid cover	"X"
-26	Anchor flange and membrane clamp	-FLC
-27	Sediment bucket	-5
-64	Acid rstant epoxy ctng	Std
-155	Extra heavy grate	Std
-179	Vandal proof	-6
EF4	4" Dia. NB funnel	F4-1
EF6	6" Dia. NB funnel	F6-1
EG6	6"x3"x1" NB funnel	J-1

EG8	4" x 9" NB funnel	G-1
NH	No hub outlet	Std
TY	Push on outlet	P

WATER HAMMER ARRESTORS

WADE		MIFAB
5	(pg. 300)	WHB-A
10	(pg. 300)	WHB-B
20	(pg. 300)	WHB-C
50	(pg. 300)	WHB-D
75	(pg. 300)	WHB-E
100	(pg. 300)	WHB-F
5-P	(pg. 300)	MWH-A
10-P	(pg. 300)	MWH-B
20-P	(pg. 300)	MWH-C
50-P	(pg. 300)	MWH-D
75-P	(pg. 300)	MWH-E
100-P	(pg. 300)	MWH-F

WATTS - MIFAB CROSS REFERENCE

BACKWATER VALVES

WATTS		MIFAB
BV-200	(pg. 281)	BV1000
BV-230-R-1	(pg. 281)	BV1200-R-1
BV-230-R-50	(pg. 281)	BV1200-R-4
BV-240	(pg. 283)	BV1280
BV-300	(pg. 282)	BV1260
BV-600	(pg. 282)	BV1210
BV-600-1	(pg. 282)	BV1210-1
BV-800	(pg. 284)	BV1300
BV-1000	(pg. 282)	BV1250

BACKWATER VALVES OPTIONAL VARIATIONS

WATTS		MIFAB
-FG	(pg. 351, 352)	-FG
-1	(pg. 351, 352)	-1
-6	(pg. 351, 352)	-6

WATER CLOSET CARRIERS

WATTS		MIFAB
CA-100	(pg. 232)	MC-10
CA-101	(pg. 232)	MC-10
CA-101-D	(pg. 232)	MC-10D
CA-101-DL	(pg. 236)	MC-10D-27-37
CA-101-L	(pg. 232)	MC-10L
CA-101-L-AUX	(pg. 235)	MC-10L-27
CA-101-LL	(pg. 236)	MC-10L-27-37
CA-101-R	(pg. 232)	MC-10R
CA-101-R-AUX	(pg. 235)	MC-10R-27
CA-101-RL	(pg. 236)	MC-10R-27-37
CA-120	(pg. 240)	MC-12*
CA-121	(pg. 240)	MC-12*
CA-121-D	(pg. 240)	MC-12D*
CA-130	(pg. 242)	MC-13
CA-131	(pg. 242)	MC-13
CA-131-D	(pg. 242)	MC-13D
CA-131-D-2	(pg. 242)	MC-13D-2
CA-131-D2	(pg. 242)	MC-13D-2
CA-131-L	(pg. 242)	MC-13L
CA-131-R	(pg. 242)	MC-13R
CA-131-2	(pg. 242)	MC-13-2
CA-140	(pg. 244)	MC-14
CA-141	(pg. 244)	MC-14
CA-141-DL	(pg. 242)	MC-13D
CA-141-3	(pg. 244)	MC-14-3-V2
CA-141-3-V2-L	(pg. 244)	MC-14-3-V2
CA-141-4-D	(pg. 242)	MC-13D
CA-141-4-DL	(pg. 242)	MC-13D
CA-141-4-V2	(pg. 244)	MC-14-4-V2
CA-141-4-V2-L	(pg. 244)	MC-14-4-V2
CA-141-4-V4	(pg. 244)	MC-14-4-V4
CA-141-4-V4-L	(pg. 244)	MC-14-4-V4
CA-150	(pg. 246)	MC-15

CA-151	(pg. 246)	MC-15
CA-151-D	(pg. 246)	MC-15D
CA-151-DL	(pg. 246)	MC-15D
CA-151-L	(pg. 246)	MC-15L
CA-151-LL	(pg. 246)	MC-15L
CA-151-R	(pg. 246)	MC-15R
CA-151-RL	(pg. 246)	MC-15R
CA-200	(pg. 248)	MC-21
CA-201	(pg. 248)	MC-21N
CA-201-T	(pg. 248)	MC-21T
CA-201T	(pg. 248)	MC-21T
CA-202	(pg. 248)	MC-22N
CA-202-T	(pg. 248)	MC-22T
CA-202T	(pg. 248)	MC-22T
CA-5213	(pg. 248)	MC-25-3-2
CA-5213-V2-L	(pg. 248)	MC-25-3-2
CA-5214	(pg. 248)	MC-25-4-2
CA-5214-V2-L	(pg. 248)	MC-25-4-2
CA-5214-V4-L	(pg. 248)	MC-25-4-4
ISCA-101	(pg. 232)	MC-10
ISCA-101-D	(pg. 232)	MC-10D
ISCA-101-L	(pg. 232)	MC-10L
ISCA-101-R	(pg. 232)	MC-10R
ISCA-101-AUX	(pg. 235)	MC-10-17
ISCA-101-L-AUX	(pg. 235)	MC-10L-27
ISCA-101-R-AUX	(pg. 235)	MC-10R-27
ISCA-102	(pg. 238)	MC-10-HDX
ISCA-102-L	(pg. 238)	MC-10L-HDX
ISCA-102-R	(pg. 238)	MC-10R-HDX
ISCA-102-D	(pg. 238)	MC-10D-HDX
ISCA-121	(pg. 240)	MC-12*
ISCA-121-D	(pg. 240)	MC-12D*
ISCA-122	(pg. 240)	MC-12-HDX
ISCA-122-D	(pg. 240)	MC-12D-HDX
ISCA-131-L	(pg. 242)	MC-13L
ISCA-131-R	(pg. 242)	MC-13R
ISCA-131-2	(pg. 242)	MC-13-2
ISCA-131-D	(pg. 242)	MC-13D
ISCA-132	(pg. 242)	MC-13-HDX
ISCA-132-D	(pg. 242)	MC-13D-HDX
ISCA-141	(pg. 244)	MC-14
ISCA-141-3	(pg. 244)	MC-14-3-V2
ISCA-141-4-V2	(pg. 244)	MC-14-4-V2
ISCA-141-4-V4	(pg. 244)	MC-14-4-V4
ISCA-151	(pg. 246)	MC-15
ISCA-151-L	(pg. 246)	MC-15L
ISCA-151-R	(pg. 246)	MC-15R
ISCA-151-D	(pg. 246)	MC-15D
ISCA-550	(pg. 260)	MC-60
ISCA-560	(pg. 260)	MC-60

LAVATORY, URINAL, SINK CARRIERS

WATTS		MIFAB
CA-300	(pg. 250)	MC-31
CA-311	(pg. 250)	MC-31
CA-321	(pg. 250)	MC-32
CA-321-1	(pg. 250)	MC-32
CA-321-3	(pg. 251)	MC-33-2
CA-323-N	(pg. 260)	MC-61-N
CA-323-T	(pg. 260)	MC-61-T
CA-323-2N	(pg. 260)	MC-61-N
CA-323-2T	(pg. 260)	MC-61-T
CA-361	(pg. 252)	MC-38
CA-362	(pg. 252)	MC-38D
CA-400	(pg. 254)	MC-40
CA-401	(pg. 254)	MC-40
CA-401-D	(pg. 254)	MC-40D

* MC-14 or MC-15 are recommended alternatives. Less pipe space, lower cost and fewer parts

CA-402	"X"
CA-402D	"X"
CA-401-M-60	(pg. 254)	MC-40-G
CA-411	(pg. 254)	MC-401
CA-411D	(pg. 255)	MC-401D
CA-411-D-WC	(pg. 257)	MC-42D
CA-411-M-54	(pg. 254)	MC-41-E2
CA-411-M-60	(pg. 254)	MC-41-G
CA-411-WC	(pg. 256)	MC-42
CA-420	(pg. 250)	MC-31

WATER CLOSET CARRIERS OPTIONAL VARIATIONS

WATTS		MIFAB
CA-1	(pg. 351, 352)	-01
CA-100-EXT	(pg. 351, 352)	-10

CROSS REFERENCE

CA-421 (pg. 250)	MC-31	CO-100-C-US-1 (pg. 172)	C1100-C-US-1* (pg. 185)	CO-460-RD (pg. 185)	C1460-RD
CA-421-D (pg. 250)	MC-31D	CO-200 (pg. 176)	C1230	CO-460-S (pg. 185)	C1460-S
CA-421-2 (pg. 250)	MC-32	CO-200-1 (pg. 176)	C1230-1	CO-460-S-1 (pg. 185)	C1460-S-1
CA-421-2D (pg. 250)	MC-32D	CO-200-4 (pg. 176)	C1230-4	CO-460-S7-1 (pg. 185)	C1460-S7-1
CA-421-5 (pg. 250)	MC-31-C	CO-200-50 (pg. 176)	C1230-4	CO-480 (pg. 178)	C1400
CA-421-6 (pg. 250)	MC-32-C	CO-200-60 (pg. 176)	C1230-30	CO-480-R (pg. 178)	C1400-R
CA-421-HFH (pg. 250)	MC-31-HDH	CO-200-61 (pg. 176)	C1230-31	CO-480-RD (pg. 179)	C1400-RD
CA-431-1 (pg. 251)	MC-33	CO-200-63 (pg. 176)	C1230-WF	CO-480-RD4.5 (pg. 179)	C1400-RD4
CA-451 (pg. 259)	MC-55	CO-200-63-1 (pg. 176)	C1230-WF-1	CO-480-RD6 (pg. 179)	C1400-RD6
CA-452 (pg. 260)	MC-56	CO-200-R (pg. 168)	C1100-R	CO-480-RD6.5 (pg. 179)	C1400-RD6
CA-460 (pg. 258)	MC-51	CO-200-R-1 (pg. 168)	C1100-R-1	CO-480-RD8 (pg. 179)	C1400-RD8
CA-461 (pg. 259)	MC-53	CO-200-R-3 (pg. 168)	C1100-R-3	CO-480-RD9 (pg. 179)	C1400-RD10
CA-462 (pg. 258)	MC-51	CO-200-RC (pg. 169)	C1100-RC	CO-480-RD11 (pg. 179)	C1400-RD10
CA-465 (pg. 259)	MC-51-LP	CO-200-RC-1 (pg. 169)	C1100-RC-1	CO-480-R6-1 (pg. 178)	C1400-R6-1
CA-466 (pg. 259)	MC-51-LP	CO-200-RFC7 (pg. 169)	C1100-RFC7-3	CO-480-R8-1 (pg. 178)	C1400-R8-1
CA-480 (pg. 252)	MC-36	CO-200-RX (pg. 172)	C1100-RX	CO-480-R9-1 (pg. 178)	C1400-R9-1
CA-481 (pg. 252)	MC-36	CO-200-RX-1 (pg. 172)	C1100-XR-1	CO-480-S (pg. 178)	C1400-S
CA-481-2 (pg. 252)	MC-36-2	CO-200-RX-3 (pg. 172)	C1100-XR-3	CO-480-S7-1 (pg. 178)	C1400-S7-1
CA-482 (pg. 252)	MC-38D	CO-200-RX-4 (pg. 172)	C1100-XR-4	CO-480-S9-1 (pg. 178)	C1400-S9-1
CA-482-2 (pg. 252)	MC-37	CO-200-S (pg. 170)	C1100-S	CO-480-S12-1 (pg. 178)	C1400-S12-1
CA-501 (pg. 254)	MC-40	CO-200-S-1 (pg. 170)	C1100-S-1	CO-590 (pg. 179)	C1430
CA-501-M60 (pg. 254)	MC-40-G	CO-200-SX (pg. 170)	C1100-S-3	CO-590-R (pg. 179)	C1430-RD
CA-501-M61 (pg. 254)	MC-40-F	CO-200-SX-4 (pg. 170)	C1100-S-4	CO-590-RD (pg. 179)	C1430-RD
CA-501-D (pg. 254)	MC-40D	CO-200-T (pg. 170)	C1100-T	CO-1100-C-R (pg. 168)	C1000-C-R-3*
CA-501-1 (pg. 251)	MC-34	CO-200-T-1 (pg. 170)	C1100-T-1	CO-1100-C-R-3 (pg. 168)	C1000-C-R-3*
CA-501-2 (pg. 250)	MC-32	CO-200-TS (pg. 171)	C1100-TS	CO-1100-C-S (pg. 168)	C1000-C-S-3*
CA-501-3 (pg. 251)	MC-33-2	CO-200-TS-1 (pg. 171)	C1100-TS-1	CO-1100-C-S-3 (pg. 168)	C1000-C-S-3*
CA-531 (pg. 252)	MC-35	CO-200-U (pg. 171)	C1100-UR	CO-1200-R (pg. 168)	C1000-R-3
CA-531-1 (pg. 252)	MC-35	CO-200-U-1 (pg. 171)	C1100-UR-1	CO-1200-RX (pg. 168)	C1000-R-3
CA-550 (pg. 260)	MC-61-T	CO-200-US (pg. 172)	C1100-US	CO-1200-S (pg. 168)	C1000-S-3
CA-550-N (pg. 260)	MC-61-N	CO-200-US-1 (pg. 172)	C1100-US-1	CO-1200-SX (pg. 168)	C1000-S-3
CA-550-3 (pg. 260)	MC-62-3-V2	CO-260 (pg. 175)	C1228	CO-1200-R (pg. 168)	C1000-R-3
CA-550-3-V2-L (pg. 260)	MC-62-3-V2	CO-260-1 (pg. 175)	C1228-1	CO-1200-RX (pg. 168)	C1000-R-3
CA-550-4-V2 (pg. 260)	MC-62-4-V2	CO-270 (pg. 176)	C1238		
CA-550-4-V2-L (pg. 260)	MC-62-4-V2	CO-300-MF (pg. 178)	C1300-MF		
CA-550-4-V4 (pg. 260)	MC-62-4-V4	CO-300-MF-1 (pg. 178)	C1300-MF-3		
CA-550-4-V4-L (pg. 260)	MC-62-4-V4	CO-300-MF-4 (pg. 178)	C1300-MF-4		
TCA-411 (pg. 253)	MC-41-TR	CO-300-R (pg. 177)	C1300-R		
TCA-411-D-WC (pg. 253)	MC-42-TR	CO-300-R6 (pg. 177)	C1300-R6-1		
TCA-440 (pg. 253)	MC-41-TR	CO-300-R6-1 (pg. 177)	C1300-R6-1		
TCA-450 (pg. 253)	MC-41-TR-ADA	CO-300-R8 (pg. 177)	C1300-R9		
WCA-411 (pg. 254)	MC-41	CO-300-R8-1 (pg. 177)	C1300-R9-1		
		CO-300-R9 (pg. 177)	C1300-R9-1		
		CO-300-R9-1 (pg. 177)	C1300-R9-1		
		CO-300-S (pg. 177)	C1300-S		
		CO-300-S6 (pg. 177)	C1300-S7		
		CO-300-S6-1 (pg. 177)	C1300-S7-1		
		CO-300-S7-1 (pg. 177)	C1300-S7-1		
		CO-300-S8 (pg. 177)	C1300-S9		
		CO-300-S8-1 (pg. 177)	C1300-S9-1		
		CO-300-S9-1 (pg. 177)	C1300-S9-1		
		CO-300-S9-50 (pg. 177)	C1300-S9-4		
		CO-300-S12 (pg. 177)	C1300-S12		
		CO-300-S12-1 (pg. 177)	C1300-S12-1		
		CO-300-S12-50 (pg. 177)	C1300-S12-4		
		CO-300-U (pg. 177)	C1300-UR		
		CO-300-U-1 (pg. 177)	C1300-UR-1		
		CO-300-US (pg. 177)	C1300-US		
		CO-300-US-1 (pg. 177)	C1300-US-1		
		CO-380 (pg. 182)	C1450		
		CO-380-RD (pg. 183)	C1450-RD		
		CO-390-E (pg. 176)	C1230		
		CO-390-E-1 (pg. 176)	C1230-1		
		CO-410 (see CLPB)	C234-TS-1		
		CO-440 (pg. 180)	C1440		
		CO-440-A (pg. 180)	C1440		
		CO-440-RD (pg. 181)	C1440-RD		
		CO-450 (pg. 182)	C1450		
		CO-450-RD (pg. 183)	C1450-RD		
		CO-450-RD-60 (pg. 183)	C1450-RD-30		
		CO-450-RD-61 (pg. 183)	C1450-RD-31		
		CO-450-S (pg. 183)	C1450-S		
		CO-450-S-1 (pg. 183)	C1450-S-1		
		CO-450-S-3 (pg. 183)	C1450-S-1		
		CO-450-S-60-1 (pg. 183)	C1450-S-30-1		
		CO-450-S-60-3 (pg. 183)	C1450-S-30-1		
		CO-450-S-61-1 (pg. 183)	C1450-S-31-1		
		CO-450-S-61-3 (pg. 183)	C1450-S-31-1		
		CO-450-60 (pg. 182)	C1450-30		
		CO-450-61 (pg. 182)	C1450-31		
		CO-460 (pg. 184)	C1460		

"X" Contact MIFAB

CLEANOUT OPTIONAL VARIATIONS

WATTS	MIFAB
-1 Nickel Bronze (pg. 351, 352)	-1
-2 Polished Bronze (pg. 351, 352)	-2
-3 Stainless Steel (pg. 351, 352)	-3
-4 Ductile Iron (pg. 351, 352)	-4
-6 Vandal proof (pg. 351, 352)	-6
-9 Hinged cover (pg. 351, 352)	-9
-13 All galvanized (pg. 351, 352)	-13
-28 304 Stainless Steel (pg. 351, 352)	-28
-29 316 Stainless Steel (pg. 351, 352)	-29
-34 Secondary closure Plug (pg. 351, 352)	-34
-34B Brass threaded plug (pg. 351, 352)	-34B
-34G ABS expansion plug (pg. 351, 352)	-34
-60 PVC body (pg. 351, 352)	-30
-61 ABS body (pg. 351, 352)	-31
-85 Special word on top (pg. 351, 352)	-95
-87 Longer screw (pg. 351, 352)	-87
-100 Client logo (pg. 351, 352)	-95
-113 M3M epoxy (pg. 351, 352)	-11
P Push on connection (pg. 351, 352)	P
T Female threaded conn (pg. 351, 352)	T
X Inside caulk connection (pg. 351, 352)	X
-Z Elastomeric flange (pg. 351, 352)	-Z

CA-300 TO CA-700 OPTIONAL VARIATIONS

WATTS	MIFAB
-M51 (pg. 351, 352)	-A
-M52 (pg. 351, 352)	-A
-M53 (pg. 351, 352)	-14
-M54 (pg. 351, 352)	-E2
-M55 (pg. 351, 352)	-E4
-M56 (pg. 351, 352)	-E6
-M57 (pg. 351, 352)	"X"
-M58 (pg. 351, 352)	"X"
-M59 (pg. 351, 352)	-B
-M60 (pg. 351, 352)	-G
-M61 (pg. 351, 352)	-G
-M62 (pg. 351, 352)	-20
-WC (pg. 351, 352)	Standard

CLEANOUTS

WATTS	MIFAB
CO-100-C-R (pg. 168)	C1100-C-R*
CO-100-C-R-1 (pg. 168)	C1100-C-R-1*
CO-100-C-R-3 (pg. 168)	C1100-C-R-3*
CO-100-C-RC (pg. 169)	C1100-C-RC*
CO-100-C-RC-1 (pg. 169)	C1100-C-RC-1*
CO-100-C-RX (pg. 172)	C1100-C-XR*
CO-100-C-RX-1 (pg. 172)	C1100-C-XR-1*
CO-100-C-RX-4 (pg. 172)	C1100-C-XR-4*
CO-100-C-S (pg. 170)	C1100-C-S*
CO-100-C-S-1 (pg. 170)	C1100-C-S-1*
CO-100-C-S-3 (pg. 170)	C1100-C-S-3*
CO-100-C-T (pg. 170)	C1100-C-T*
CO-100-C-T-1 (pg. 170)	C1100-C-T-1*
CO-100-C-TS (pg. 171)	C1100-C-TS*
CO-100-C-TS-1 (pg. 171)	C1100-C-TS-1*
CO-100-C-U (pg. 171)	C1100-C-UR*
CO-100-C-U-1 (pg. 171)	C1100-C-UR-1*
CO-100-C-US (pg. 172)	C1100-C-US*

FLOOR AND AREA DRAINS

WATTS	MIFAB
FD-100 (pg. 33)	F1100-C*
FD-100-A (pg. 33)	F1100-C*
FD-100-AS (pg. 34)	F1100-C-AS*
FD-100-A5 (pg. 33)	F1100-C-5-1*
FD-100-A6 (pg. 33)	F1100-C-6-1*
FD-100-A7 (pg. 33)	F1100-C-7-1*
FD-100-A8 (pg. 33)	F1100-C-8-1*
FD-100-A10 (pg. 33)	F1100-C-10-1*
FD-100-B (pg. 42)	F1100-C-X-1*
FD-100-B5 (pg. 42)	F1100-C-X5-1*
FD-100-B5-50 (pg. 33)	F1100-C-5-4*
FD-100-B6 (pg. 42)	F1100-C-X6-1*
FD-100-B8 (pg. 42)	F1100-C-X8-1*
FD-100-B10 (pg. 33)	F1100-C-10-3*
FD-100-C STD (pg. 42)	F1100-C-X-1*
FD-100-C-A (pg. 33)	F1100-C*
FD-100-C-AS (pg. 34)	F1100-C-AS*
FD-100-C-A5-1 (pg. 33)	F1100-C-5-1*

FD-100-C-A6-1 (pg. 33)	F1100-C-6-1* (pg. 33)	FD-100-WD (pg. 42)	F1100-C-WD-3* (pg. 42)	FD-220-C (pg. 48)	F1120-C* (pg. 48)
FD-100-C-A7-1 (pg. 33)	F1100-C-7-1* (pg. 33)	FD-160-C (pg. 44)	F1100-C-90* (pg. 44)	FD-220-C-A5-1 (pg. 48)	F1120-C-5-1* (pg. 48)
FD-100-C-A8-1 (pg. 33)	F1100-C-8-1* (pg. 34)	FD-160-C-A5-1 (pg. 44)	F1100-C-5-1-90* (pg. 44)	FD-220-C-A6-1 (pg. 48)	F1120-C-6-1* (pg. 48)
FD-100-C-DD (pg. 34)	F1100-C-DD* (pg. 34)	FD-160-C-A6-1 (pg. 44)	F1100-C-6-1-90* (pg. 44)	FD-220-C-A7-1 (pg. 48)	F1120-C-7-1* (pg. 48)
FD-100-C-DD-1 (pg. 34)	F1100-C-DD-1* (pg. 34)	FD-160-C-A7-1 (pg. 44)	F1100-C-7-1-90* (pg. 44)	FD-220-C-A8-1 (pg. 48)	F1120-C-8-1* (pg. 48)
FD-100-C-DD-50 (pg. 34)	F1100-C-DD-50* (pg. 35)	FD-160-C-A8-1 (pg. 44)	F1100-C-8-1-90* (pg. 44)	FD-230-A (pg. 48)	F1130C (pg. 48)
FD-100-C-EF (pg. 35)	F1100-C-EF* (pg. 35)	FD-174 (pg. 50)	F1170 (pg. 50)	FD-230-A5 (pg. 48)	F1130C-5-1 (pg. 48)
FD-100-C-EF-1 (pg. 35)	F1100-C-EF-1* (pg. 35)	FD-200 (pg. 42)	F1100-X-1 (pg. 42)	FD-230-A6 (pg. 48)	F1130C-6-1 (pg. 48)
FD-100-C-EF-50 (pg. 35)	100-C-EF-50* (pg. 35)	FD-200-A (pg. 33)	F1100-1 (pg. 33)	FD-230-C-A5 (pg. 48)	F1130C-5-1 (pg. 48)
FD-100-C-EG (pg. 35)	F1100-C-EG* (pg. 35)	FD-200-AS (pg. 34)	F1100-AS-1 (pg. 34)	FD-230-C-A6 (pg. 48)	F1130C-6-1 (pg. 48)
FD-100-C-EG-1 (pg. 35)	F1100-C-EG-1* (pg. 35)	FD-200-A5 (pg. 33)	F1100-5-1 (pg. 33)	FD-230-C-A (pg. 48)	F1130C (pg. 48)
FD-100-C-EG-50 (pg. 35)	F1100-C-EG-50* (pg. 35)	FD-200-A6 (pg. 33)	F1100-6-1 (pg. 33)	FD-230-C-A5-1 (pg. 48)	F1130C-5-1 (pg. 48)
FD-100-C-ER (pg. 36)	F1100-C-ER* (pg. 36)	FD-200-A7 (pg. 33)	F1100-7-1 (pg. 33)	FD-230-C-A6-1 (pg. 48)	F1130C-6-1 (pg. 48)
FD-100-C-ER5-1 (pg. 36)	F1100-C-ER7-1* (pg. 36)	FD-200-A8 (pg. 33)	F1100-8-1 (pg. 33)	FD-230-C-A7-1 (pg. 48)	F1130C-7-1 (pg. 48)
FD-100-C-ER7-1 (pg. 36)	F1100-C-ER7-1* (pg. 36)	FD-200-A10 (pg. 33)	F1100-10-1 (pg. 33)	FD-240 (pg. 49)	F1160 (pg. 49)
FD-100-C-ER9-1 (pg. 36)	F1100-C-ER9-1* (pg. 36)	FD-200-A5-1 (pg. 33)	F1100-5-1 (pg. 33)	"X" Contact MIFAB	
FD-100-C-FC (pg. 36)	F1100-C-FC* (pg. 36)	FD-200-A6-1 (pg. 33)	F1100-6-1 (pg. 33)		
FD-100-C-FC7-1 (pg. 36)	F1100-C-FC7-1* (pg. 36)	FD-200-A7-1 (pg. 33)	F1100-7-1 (pg. 33)	FLOOR DRAIN ADJUSTABLE STRAINERS	
FD-100-C-FC9-1 (pg. 36)	F1100-C-FC9-1* (pg. 36)	FD-200-A8-1 (pg. 33)	F1100-8-1 (pg. 33)		
FD-100-C-FT6 (pg. 37)	F1100-C-FT6* (pg. 37)	FD-200-B (pg. 42)	F1100-X-1 (pg. 42)	WATTS	
FD-100-C-FT6-1 (pg. 37)	F1100-C-FT6-1* (pg. 37)	FD-200-B5 (pg. 42)	F1100-X5-1 (pg. 42)		
FD-100-C-K (pg. 38)	F1100-C-K* (pg. 38)	FD-200-B5-4 (pg. 33)	F1100-5-4 (pg. 33)	STANDARD 5-1 (pg. 46)	MIFAB
FD-100-C-K-1 (pg. 38)	F1100-C-K-1* (pg. 38)	FD-200-B5-50 (pg. 33)	F1100-5-4 (pg. 33)	STANDARD 5-4 (pg. 46)	X5-1 (pg. 46)
FD-100-C-L (pg. 43)	F1100-C-XS-1* (pg. 43)	FD-200-B6 (pg. 42)	F1100-X6-1 (pg. 42)	STANDARD 6-1 (pg. 46)	5-4 (pg. 46)
FD-100-C-L5-1 (pg. 43)	F1100-C-XS5-1* (pg. 43)	FD-200-B8 (pg. 42)	F1100-X8-1 (pg. 42)	STANDARD 8-1 (pg. 46)	X6-1 (pg. 46)
FD-100-C-L6-1 (pg. 43)	F1100-C-XS6-1* (pg. 43)	FD-200-DD (pg. 34)	F1100-DD (pg. 34)	A5-1 (pg. 46)	X8-1 (pg. 46)

FLOOR AND AREA DRAINS CON'T

WATTS	MIFAB
FD-100-C-L8-1 (pg. 43)	F1100-C-XS8-1* (pg. 43)
FD-100-C-M (pg. 39)	F1100-C-S* (pg. 39)
FD-100-C-M5-1 (pg. 39)	F1100-C-S5-1* (pg. 39)
FD-100-C-M6-1 (pg. 39)	F1100-C-S6-1* (pg. 39)
FD-100-C-M8-1 (pg. 39)	F1100-C-S8-1* (pg. 39)
FD-100-C-RS (pg. 39)	F1100-C-RS* (pg. 39)
FD-100-H (pg. 43)	F1100-Z (pg. 43)
FD-100-C-H (pg. 43)	F1100-C-Z* (pg. 43)
FD-100-C-RS-48-1 (pg. 39)	F1100-C-RS48-1* (pg. 39)
FD-100-C-RS-412-1 (pg. 39)	F1100-C-RS412-1* (pg. 39)
FD-100-C-RS-517-1 (pg. 39)	F1100-C-RS517-3* (pg. 39)
FD-100-C-VD (pg. 41)	F1100-C-VD* (pg. 41)
FD-100-C-VS (pg. 40)	F1100-C-SD6* (pg. 40)
FD-100-C-W (pg. 42)	F1100-C-W* (pg. 42)
FD-100-C-WD (pg. 42)	F1100-C-WD* (pg. 42)
FD-100-C-WD-1 (pg. 42)	F1100-C-WD-3* (pg. 42)
FD-100-C-5-1 (pg. 42)	F1100-C-X5-1* (pg. 42)
FD-100-C-5-3 (pg. 42)	F1100-C-X5-1* (pg. 42)
FD-100-C-5-4 (pg. 33)	F1100-C-5-4* (pg. 33)
FD-100-C-6-1 (pg. 42)	F1100-C-X6-1* (pg. 42)
FD-100-C-6-3 (pg. 42)	F1100-C-X6-1* (pg. 42)
FD-100-C-8-1 (pg. 42)	F1100-C-X8-1* (pg. 42)
FD-100-DD (pg. 34)	F1100-C-DD* (pg. 34)
FD-100-DD-1 (pg. 34)	F1100-C-DD-1* (pg. 34)
FD-100-DD-50 (pg. 34)	F1100-C-DD-50* (pg. 34)
FD-100-EF (pg. 35)	F1100-C-EF* (pg. 35)
FD-100-EF-1 (pg. 35)	F1100-C-EF-1* (pg. 35)
FD-100-EF-50 (pg. 35)	F1100-C-EF-50* (pg. 35)
FD-100-EG (pg. 35)	F1100-C-EG* (pg. 35)
FD-100-EG-1 (pg. 35)	F1100-C-EG-1* (pg. 35)
FD-100-EG-50 (pg. 35)	F1100-C-EG-50* (pg. 35)
FD-100-ER (pg. 36)	F1100-C-ER* (pg. 36)
FD-100-ER5 (pg. 36)	F1100-C-ER7* (pg. 36)
FD-100-ER7 (pg. 36)	F1100-C-ER7* (pg. 36)
FD-100-FC (pg. 36)	F1100-C-FC* (pg. 36)
FD-100-FT6 (pg. 37)	F1100-C-FT6* (pg. 37)
FD-100-K (pg. 38)	F1100-C-K* (pg. 38)
FD-100-L (pg. 43)	F1100-C-XS-1* (pg. 43)
FD-100-L5 (pg. 43)	F1100-C-XS5-1* (pg. 43)
FD-100-L6 (pg. 43)	F1100-C-XS6-1* (pg. 43)
FD-100-L8 (pg. 43)	F1100-C-XS8-1* (pg. 43)
FD-100-M (pg. 39)	F1100-C-S* (pg. 39)
FD-100-M5 (pg. 39)	F1100-C-S5-1* (pg. 39)
FD-100-M6 (pg. 39)	F1100-C-S6-1* (pg. 39)
FD-100-M8 (pg. 39)	F1100-C-S8-1* (pg. 39)
FD-100-RS (pg. 39)	F1100-C-RS* (pg. 39)
FD-100-RS48 (pg. 39)	F1100-C-RS48-1* (pg. 39)
FD-100-RS412 (pg. 39)	F1100-C-RS412-1* (pg. 39)
FD-100-RS517 (pg. 39)	F1100-C-RS517-3* (pg. 39)
FD-100-VD (pg. 41)	F1100-C-VD* (pg. 41)
FD-100-VS (pg. 40)	F1100-C-SD6 (pg. 40)

HEAVY DUTY FLOOR AND AREA DRAINS

WATTS	MIFAB
FD-300 (pg. 52)	F1300-C* (pg. 52)
FD-300-1 (pg. 52)	F1300-C-1* (pg. 52)
FD-300-4 (pg. 52)	F1300-C-4* (pg. 52)
FD-310 (pg. 52)	F1300-C* (pg. 52)
FD-310-1 (pg. 52)	F1300-C-1* (pg. 52)
FD-310-4 (pg. 52)	F1300-C-4* (pg. 52)
FD-320 (pg. 53)	F1320-C* (pg. 53)
FD-320-1 (pg. 53)	F1320-C-1* (pg. 53)
FD-320-4 (pg. 53)	F1320-C-4* (pg. 53)
FD-320-25 (pg. 53)	F1320-C-25* (pg. 53)
FD-320-25-1 (pg. 53)	F1320-C-25-1* (pg. 53)
FD-320-Y (pg. 53)	F1320-C-Y-14* (pg. 53)
FD-320-Y-1 (pg. 53)	F1320-C-Y-14-1* (pg. 53)
FD-320-Y-4 (pg. 53)	F1320-C-Y-14-4* (pg. 53)
FD-320-SET (pg. 53)	F1320-TFB (pg. 53)
FD-320-Y-SET (pg. 53)	F1320-TFB (pg. 53)
FD-330 (pg. 61)	F1420-C* (pg. 61)
FD-330-Y (pg. 61)	F1420-C-Y* (pg. 61)
FD-330-Y-1 (pg. 61)	F1420-C-Y-1* (pg. 61)
FD-330-1 (pg. 61)	F1420-C-1* (pg. 61)

FD-330-4 (pg. 61)	F1420-C-4*	FD-520-1 (pg. 71)	F1590-90-3
FD-340 (pg. 54)	F1340	FD-520-4 (pg. 71)	F1590-90-4
FD-340-Y (pg. 54)	F1340-Y	FD-530 (pg. 71)	F1590
FD-340-Y-1 (pg. 54)	F1340-Y-1	FD-530-1 (pg. 71)	F1590-3
FD-340-Y-4 (pg. 54)	F1340-Y-4	FD-530-4 (pg. 71)	F1590-4
FD-340-1 (pg. 54)	F1340-1	FD-540 (pg. 71)	F1580
FD-340-4 (pg. 54)	F1340-4	FD-540-3 (pg. 71)	F1580-3
FD-340-67 (pg. 69)	F1540	FD-540-50 (pg. 71)	F1580-4
FD-340-SET (pg. 55)	F1340-TFB	FD-600 (pg. 72)	F1600-C-X-1*
FD-340-Y-SET (pg. 55)	F1340-TFB	FD-600-5-1 (pg. 72)	F1600-C-X5-1*
FD-350 (pg. 57)	F1350	FD-600-5-4 (pg. 72)	F1600-C-5-4*
FD-350-Y-36 (pg. 58)	F1350-Y-36-4	FD-600-6-1 (pg. 72)	F1600-C-X6-1*
FD-350-1 (pg. 57)	F1350-1	FD-600-8-1 (pg. 72)	F1600-C-X8-1*
FD-350-4 (pg. 57)	F1350-4	FD-600-A5-1 (pg. 72)	F1600-C-5-1*
FD-360 (pg. 59)	F1360	FD-600-A6-1 (pg. 72)	F1600-C-6-1*
FD-360-1 (pg. 59)	F1360-1	FD-600-A7-1 (pg. 72)	F1600-C-7-1*
FD-360-4 (pg. 59)	F1360-4	FD-600-A8-1 (pg. 72)	F1600-C-8-1*
FD-360-Y (pg. 59)	F1360	FD-620 (pg. 72)	F1620-C*
FD-370 (pg. 60)	F1370	FD-620-1 (pg. 72)	F1620-C-1*
FD-370-1 (pg. 60)	F1370-1	FD-620-4 (pg. 72)	F1620-C-4*
FD-370-4 (pg. 60)	F1370-4	FD-750 (pg. 75)	F1760-FL
FD-380 (pg. 51)	F1230-WF	FD-750-1 (pg. 75)	F1760-FL-3
FD-390 (pg. 52)	F1300-14	FD-750-4 (pg. 75)	F1760-FL-4
FD-390-E (pg. 51)	F1230	FD-760 (pg. 75)	F1760-FL
FD-390-E-1 (pg. 51)	F1230-1	FD-760-1 (pg. 75)	F1760-FL-1
FD-390-E-4 (pg. 51)	F1230-4	FD-760-4 (pg. 75)	F1760-FL-1*
FD-390-E-63 (pg. 51)	F1230-WF	FD-810 (pg. 54)	F1340-C-Y-5*
FD-390-E-63-1 (pg. 51)	F1230-WF-1	FD-820 (pg. 74)	F1650
FD-390-1 (pg. 52)	F1300-14-1	FD-820-G (pg. 74)	F1650-G
FD-390-4 (pg. 52)	F1300-14-4	FD-820-G-1 (pg. 74)	F1650-G-1
FD-410 (pg. 70)	F1570	FD-820-G-1-10 (pg. 74)	F1650-6-1
FD-410-A (pg. 70)	F1570-A-4	FD-820-1 (pg. 74)	F1650-1
FD-410-B (pg. 70)	F1570-B-4	FD-820-1-10 (pg. 74)	F1650-6-1
FD-410-C (pg. 70)	F1570-C-4	FD-830 (pg. 78)	F1860
FD-410-D (pg. 70)	F1570-D-4	FD-860 (pg. 76)	F1810-50
FD-410-E (pg. 70)	F1570-E-4	FD-860-PA (pg. 76)	F1810-50
FD-430 (pg. 70)	F1560	FD-860-PA-81 (pg. 76)	F1810-81
FD-430-1 (pg. 70)	F1560-1	FD-870 (pg. 76)	F1820
FD-430-4 (pg. 70)	F1560-4	FD-870 (pg. 76)	F1820-81
FD-440 (pg. 212)	MI-OS	FD-870-PL (pg. 77)	F1830-PL
FD-440-12 (pg. 212)	MI-OS-1	FD-870-PL-1 (pg. 77)	F1830-PL-50
FD-440-60 (pg. 212)	MI-OS-2	FD-870-P-1 (pg. 77)	F1830-P-50
FD-440-100 (pg. 212)	MI-OS-3	FD-870-TG (pg. 78)	F1840
FD-440-200 (pg. 212)	MI-OS-4	FD-870-TG-1 (pg. 78)	F1840-1
FD-450 (pg. 65)	F1460	FD-870-TG-3 (pg. 78)	F1840-3
FD-450-AF (pg. 65)	F1460	FD-870-TG-4 (pg. 78)	F1840-4
FD-450-AF-1 (pg. 65)	F1460-1	FD-880 (pg. 72)	F1620
FD-450-AF-4 (pg. 65)	F1460-4	FD-900 (pg. 69)	F1540
FD-450-F (pg. 65)	F1460	FD-910 (pg. 69)	F1550
FD-450-F-1 (pg. 65)	F1460-Y-1	FD-920 (pg. 68)	F1530
FD-450-F-4 (pg. 65)	F1460-Y-4	FD-940 (pg. 54)	F1330C-5
FD-450-1 (pg. 65)	F1460-1	FD-940-1 (pg. 54)	F1330C-5-1
FD-460 (pg. 62)	F1440	FD-940-3 (pg. 54)	F1330C-5-3
FD-460-AF (pg. 62)	F1440	FD-940-4 (pg. 54)	F1330C-5-4
FD-460-AF-1 (pg. 62)	F1440-1	FD-1030-F (pg. 49)	F1140C
FD-460-AF-4 (pg. 62)	F1440-4	FD-1030-F-1 (pg. 49)	F1140C-1
FD-460-F (pg. 62)	F1440-Y-14	FD-1030-F-4 (pg. 49)	F1140C-4
FD-460-F-1 (pg. 62)	F1440-Y-14-1	FD-1100-A (pg. 32)	F1000-C-3*
FD-460-F-4 (pg. 62)	F1440-Y-14-4	FD-1100-B5 (pg. 32)	F1000-C-5-3*
FD-460-F-9-46 (pg. 70)	F1560	FD-1100-B6 (pg. 32)	F1000-C-6-3*
FD-460-1 (pg. 62)	F1440-1	FD-1100-C (pg. 32)	F1000-C-3*
FD-470-AF-1 (pg. 66)	F1470-3	FD-1100-C-L (pg. 32)	F1000-C-S5-3*
FD-470-AF-4 (pg. 66)	F1470-4	FD-1100-C-L-5-3 (pg. 32)	F1000-C-S5-3*
FD-470-F-1 (pg. 65)	F1460-Q	FD-1100-C-L-6-3 (pg. 32)	F1000-C-S6-3*
FD-480-AF (pg. 64)	F1450	FD-1100-C-5-3 (pg. 32)	F1000-C-5-3*
FD-480-AF-1 (pg. 64)	F1450-1	FD-1100-C-6-3 (pg. 32)	F1000-C-6-3*
FD-480-AF-4 (pg. 64)	F1450-4	FD-1100-L (pg. 32)	F1000-C-S5-3*
FD-480-F-1 (pg. 63)	F1440-Y-Q	FD-1100-L5 (pg. 32)	F1000-C-S5-3*
FD-490 (pg. 68)	F1510	FD-1100-L6 (pg. 32)	F1000-C-S6-3*
FD-490-ATE (pg. 68)	F1510-80-TE	FD-1100-M (pg. 32)	F1000-S
FD-490-F-4 (pg. 68)	F1510-4	FD-920 (pg. 68)	F1530
FD-490-F-4-ATE (pg. 68)	F1510-4-TE	FD-1160	"X"
FD-490-F-80 (pg. 68)	F1510-80	FD-1200-A (pg. 32)	F1000-3
FD-490-F-4-TE (pg. 68)	F1510-4-TE	FD-1200-B (pg. 32)	F1000-5-3
FD-490-F-4-10 (pg. 68)	F1510-4-6	FD-1200-6-3 (pg. 32)	F1000-6-3
FD-490-F-80-ATE (pg. 68)	F1510-80-TE	FD-1200-L/M (pg. 32)	F1000-S5-3
FD-490-F-80-TE (pg. 68)	F1510-80-TE	FD-1200-L-5-3 (pg. 32)	F1000-S5-3
FD-490-TE (pg. 69)	F1540-80-TE	FD-1200-L-6-3 (pg. 32)	F1000-S6-3
FD-500 (pg. 70)	F1560	FD-1390 (pg. 67)	F1490
FD-520 (pg. 71)	F1590-90		

FLOOR AREA AND SPECIAL PURPOSE DRAIN OPTIONAL VARIATIONS

WATTS		MIFAB
-1	Nickel bronze	-1
-2	Polished bronze	-2
-3	Stainless steel	-3
-4	Ductile iron	-4
-5	Sediment bucket	-5
-6	Vandal proof	-6
6"	6" No hub outlet	6
-7	Trap seal primer tapping	-7
-8	Backwater valve	-8
-9	Hinged grate	-9
-10	Secured Top	STANDARD
-11	Acid rst.epoxy coating	-11
-12	Galvanized top only	-12
-13	All Galvanized	-13
-14	Non tilt grate	-14
-15	Extension	-15
-16	Square top	-16
-18	Dome grate	-20
-20	Secondary dome strainer	-20
-21	Secondary flat strainer	-21
-22	Less grate	-22
-24	Secured solid cover	-24
-25	Hinged solid NB cover	-25-1
-26	Hinged locking grate	-6
-28	All Stainless Steel(304)	-28
-29	All Stainless Steel (316)	-29
-31	Flange	-33
-32	Anchor Flange & clamp	-32
-34	Closure plug	-34
-35	SS mesh screen bucket	-35
-36	Garbage can assembly	-36
-38	Solids retaining baffle	-38
-39	Full flow grate	-39
-40	Deck clamp	-40
-41	Sump receiver	-41
-42	Perforated standpipe	-42
-43	Standpipe over 8"	-43
-44	1-1/2" or 2" aux inlets	-44
-48	Chrome plated grate	-48
-49	Chr.Pl. str. Asbly	-49
-50	Cast iron	-50
-60	PVC Body w/socket outlet	-30
-61	ABS Body w/socket outlet	-61
-63	Wood deck floor flange	-WF
-81	Bronze top	-81
-113M	3M epoxy finish	-3M
-B	Sump receiver	-B
-C	Membrane Clamp	-C
-D	Deck Clamp	-D
-F4	4" funnel	-F4
-F4-	4" Nickel bronze funnel	-F4-1
-F4-50	.4" Cast iron funnel	-F4-50
-F6-1	6" nickel bronze funnel	-F6-1
-F6-50	.6" cast iron funnel	-F6-50
-G	4" X 9" funnel	-G
-G-1	4" X 9" NB funnel	-G-1
-G-50	4" X 9" cast iron funnel	-G-50
-H-1	5X17 Oval NB funnel	"X"
-H-50	5X17 Oval CI funnel	"X"
-J-1	6" x 3" NB funnel	-J-1
P	Push on outlet	P
-SO	Side outlet	-90
T	Threaded outlet	T
X	Inside caulk outlet	-X
-Z	Extended wide flange	-Z

SANITARY FLOOR, AREA AND INDIRECT WASTE DRAINS

WATTS		MIFAB
FS-500	(see CLPB)	FS720-30
FS-700	(pg. 111)	FS1950
FS-710	(pg. 101)	FS1520
FS-710-1	(pg. 101)	FS1520-1
FS-710-3	(pg. 101)	FS1520-3

CROSS REFERENCE

FS-720	(pg. 106)	FS1750
FS-720-1	(pg. 106)	FS1750-1
FS-720-3	(pg. 106)	FS1750-3
FS-730	(pg. 103)	FS1720
FS-730-1	(pg. 103)	FS1720-1
FS-730-3	(pg. 103)	FS1720-3
FS-740	(pg. 104)	FS1730
FS-740-1	(pg. 104)	FS1730-1
FS-740-3	(pg. 104)	FS1730-3
FS-750	(pg. 105)	FS1740
FS-750-1	(pg. 105)	FS1740-1
FS-750-3	(pg. 105)	FS1740-3
FS-760	(pg. 107)	FS1760
FS-760-1	(pg. 107)	FS1760-1
FS-760-3	(pg. 107)	FS1760-3
FS-770	(pg. 102)	FS1530
FS-780	(pg. 110)	FS1920-FL
FS-790	(pg. 110)	FS1930-FL
FS-800	(pg. 58)	F1350-Y-36
FS-850	(pg. 108)	FS1770
FS-890	(pg. 74)	F1670
FS-900	(pg. 109)	FS1790

SANITARY FLOOR, AREA AND INDIRECT WASTE DRAIN OPTIONAL VARIATIONS

WATTS		MIFAB
-F	Anchor flange	-FL
-FC	Anchor fl & clamp	-FLC
-F4-1	.4" Dia. NB Funnel	-F4-1
-F6-1	.6" Dia. NB Funnel	-F6-1
-G-1	4" x 9" oval NB funnel	-G-1
P	Push on outlet	-P
STD	No hub outlet	Standard
X	Inside caulk outlet	-X
-3	SS rim and grate	-3
-5	Sediment bucket	-5
-6	Vandal proof	-6
-7	Trap seal primer tapping	-7
-21	Secondary flat strainer	-21
-22	Less grate	-22
-128	2-1/2" center opening	-51
-150	Half grate	-150
-175	3/4 grate	-175

WALL AND GROUND HYDRANTS

WATTS		MIFAB
HY-300	(pg. 273)	MHY-45
HY-300-3/4	(pg. 273)	MHY-45
HY-300-1	(pg. 273)	MHY-45
HY-300-2	(pg. 273)	MHY-45
HY-330	(pg. 272)	MHY-35
HY-330-3/4	(pg. 272)	MHY-35
HY-330-1	(pg. 272)	MHY-35
HY-420	(pg. 271)	MHY-10
HY-430	(pg. 272)	MHY-30
HY-500	(pg. 277)	MHY-60
HY-500 - 3/4", 1"	(pg. 277)	MHY-60
HY-500 - 1 1/4", 1 1/2", 2"	(pg. 277)	MHY-61
HY-600	(pg. 278)	MHY-65
HY-600 - 3/4", 1"	(pg. 278)	MHY-65
HY-600 - 1 1/4", 1 1/2", 2"	(pg. 278)	MHY-66
HY-700	(pg. 273)	MHY-45
HY-700-2	(pg. 273)	MHY-45
HY-725	(pg. 271)	MHY-20
HY-800	(pg. 278)	MHY-68

"X" Contact MIFAB

HYDRANT OPTIONAL VARIATIONS

WATTS		MIFAB
(A-1)	Hose storage box for 3/4 & 1"	-HSB
-K	Cylinder key lock	-K
-VB	Vacuum breaker, 3/4". Standard	
-1	Union elbow inle	"X"
-1"	1" hose connection	-C
-31	Anchor flange 3/4" & 1"	-FL
-32	Anchor flange & clamp for 1 1/4", 1 1/2", 2".	-FLC
-88	Wall clamp	-WC

INTERCEPTORS

WATTS		MIFAB
GE	(pg. 219)	MI-E-G
GE-115	(pg. 219)	MI-E-G-3
GE-120	(pg. 219)	MI-E-G-4
GE-120-L	(pg. 219)	MI-E-G-L-20
GE-125	(pg. 219)	MI-E-G-5
GE-135	(pg. 219)	MI-E-G-6
GE-135-L	(pg. 219)	MI-E-G-L-35
GE-150	(pg. 219)	MI-E-G-7
GE-150-L	(pg. 219)	MI-E-G-L-50
GE-175	(pg. 206)	XL-MI-E-G-0
GE-210	(pg. 206)	XL-MI-E-G-1
GE-215	(pg. 206)	XL-MI-E-G-3
GI-K	(pg. 206)	XL-MI-G
GI-75-K	(pg. 206)	XL-MI-G-0
GI-100	(pg. 205)	MI-G
GI-100-A	(pg. 208)	MI-G-SDH
GI-100-AH	(pg. 208)	MI-G-SDH W/MI-CSD
GI-100-K	(pg. 206)	XL-MI-G
GI-100-L	(pg. 205)	MI-G-L
GI-100-LA	(pg. 208)	MI-G-L-SDH
GI-104	(pg. 205)	MI-G-0
GI-107	(pg. 205)	MI-G-1
GI-107-A	(pg. 208)	MI-G-SDH-1
GI-107-AH	(pg. 208)	MI-G-SDH-1 W/MI-CSD-7
GI-110	(pg. 205)	MI-G-2
GI-110-A	(pg. 208)	MI-G-SDH-2
GI-110-AH	(pg. 208)	MI-G-SDH-2 W/MI-CSD-10
GI-115	(pg. 205)	MI-G-3
GI-115-A	(pg. 208)	MI-G-SDH-3
GI-115-AH	(pg. 208)	MI-G-SDH-3 W/MI-CSD-15
GI-120	(pg. 205)	MI-G-4
GI-120-A	(pg. 208)	MI-G-SDH-4
GI-120-AH	(pg. 208)	MI-G-SDH-4 W/MI-CSD-20
GI-120-L	(pg. 205)	MI-G-L-20
GI-120-LA	(pg. 208)	MI-G-L-SDH-20
GI-125	(pg. 205)	MI-G-5
GI-125-A	(pg. 208)	MI-G-SDH-5
GI-125-AH	(pg. 208)	MI-G-SDH-5 W/MI-CSD-25
GI-135	(pg. 205)	MI-G-6
GI-135-A	(pg. 208)	MI-G-SDH-6
GI-135-AH	(pg. 208)	MI-G-SDH-6 W/MI-CSD-35
GI-135-L	(pg. 205)	MI-G-L-35
GI-135-LA	(pg. 208)	MI-G-L-SDH-35
GI-150	(pg. 205)	MI-G-7
GI-150-A	(pg. 208)	MI-G-SDH-7
GI-150-AH	(pg. 208)	MI-G-SDH-7 W/MI-CSD-50
GI-150-K	(pg. 206)	XL-MI-G-3
GI-150-L	(pg. 205)	MI-G-L-50
GI-150-LA	(pg. 208)	MI-G-L-SDH-50
GI-175	(pg. 206)	XL-MI-G-0
GI-175-A	(pg. 208)	XL-MI-G-0
GI-175-AH	(pg. 208)	MI-G-SDH-8
GI-200-K	(pg. 206)	MI-G-SDH-8 W/MI-CSD-75
GI-210	(pg. 206)	XL-MI-G-4
GI-215	(pg. 206)	XL-MI-G-1
GI-220	(pg. 206)	XL-MI-G-3
GI-225	(pg. 206)	XL-MI-G-4
GI-230	(pg. 206)	XL-MI-G-5
GI-235	(pg. 206)	XL-MI-G-6
GI-240	(pg. 206)	XL-MI-G-7
GI-250	(pg. 206)	XL-MI-G-8
GI-250-K	(pg. 206)	XL-MI-G-9
GI-260	(pg. 206)	XL-MI-G-5
GI-300-K	(pg. 206)	XL-MI-G-10
GI-400-K	(pg. 206)	XL-MI-G-6
GI-500-K	(pg. 206)	XL-MI-G-8
GX Series	(pg. 206)	XL-MI-G-9
LI-800	(pg. 216)	MI-LINT
LI-803	(pg. 216)	MI-LINT-1

LI-807	(pg. 216)	MI-LINT-3
LI-810	(pg. 216)	MI-LINT-4
LI-820	(pg. 216)	MI-LINT-6
LI-830	(pg. 216)	MI-LINT-7
LI-840	(pg. 216)	MI-LINT-8
LI-850	(pg. 216)	MI-LINT-9
OE-300	(pg. 220)	MI-E-0
OE-310	(pg. 220)	MI-E-O-A
OE-315	(pg. 220)	MI-E-O-B
OE-320	(pg. 220)	MI-E-O-C
OE-325	(pg. 220)	MI-E-O-1
OE-335	(pg. 220)	MI-E-O-2
OE-350	(pg. 220)	MI-E-O-3
OE-375	(pg. 220)	MI-E-O-4
OE-400	(pg. 220)	MI-E-O
OE-410	(pg. 220)	MI-E-O-5
OE-415	(pg. 220)	MI-E-O-7
OE-500	(pg. 220)	MI-E-O*
OE-515	(pg. 220)	MI-E-O-B*
OE-520	(pg. 220)	MI-E-O-C*
OE-525	(pg. 220)	MI-E-O-1 *
OE-535	(pg. 220)	MI-E-O-2 *
OE-550	(pg. 220)	MI-E-O-3 *
OE-575	(pg. 220)	MI-E-O-4 *
OE-600	(pg. 220)	MI-E-O *
OE-610	(pg. 220)	MI-E-O-5 *
OE-615	(pg. 220)	MI-E-O-7 *
OE-620	(pg. 220)	MI-E-O-8 *
OE-625	(pg. 220)	MI-E-O-9 *
OE-630	(pg. 220)	MI-E-O-10 *
OE-635	(pg. 220)	MI-E-O-11 *
OE-640	(pg. 220)	MI-E-O-12 *
OE-650	(pg. 220)	MI-E-O-14 *
OE-660	(pg. 220)	MI-E-O-15 *

*** WITH EXTERNAL HOLDING TANK**

OI	(pg. 210)	MI-O
OI-K	(pg. 210)	MI-O
OI-10	(pg. 210)	MI-O-A
OI-15	(pg. 210)	MI-O-B
OI	(pg. 210)	MI-O
OI-K	(pg. 210)	MI-O
OI-10	(pg. 210)	MI-O-A
OI-15	(pg. 210)	MI-O-B
OI-20	(pg. 210)	MI-O-C
OI-25	(pg. 210)	MI-O-1
OI-35	(pg. 210)	MI-O-2
OI-50	(pg. 210)	MI-O-3
OI-75-K	(pg. 210)	MI-O-4
OI-100-K	(pg. 210)	MI-O-5
OI-150-K	(pg. 210)	MI-O-7
OI-200-K	(pg. 210)	MI-O-8
OI-250-K	(pg. 210)	MI-O-9
OI-300	(pg. 210)	MI-O
OI-300-K	(pg. 210)	MI-O-10
OI-310	(pg. 210)	MI-O-A
OI-315	(pg. 210)	MI-O-B
OI-320	(pg. 210)	MI-O-C
OI-325	(pg. 210)	MI-O-1
OI-335	(pg. 210)	MI-O-2
OI-350	(pg. 210)	MI-O-3
OI-375	(pg. 210)	MI-O-4
OI-400	(pg. 210)	MI-O
OI-400-K	(pg. 210)	MI-O-12
OI-410	(pg. 210)	MI-O-5
OI-415	(pg. 210)	MI-O-7
OI-420	(pg. 210)	MI-O-8
OI-425	(pg. 210)	MI-O-9
OI-430	(pg. 210)	MI-O-10
OI-435	(pg. 210)	MI-O-11
OI-440	(pg. 210)	MI-O-12
OI-450	(pg. 210)	MI-O-14
OI-460	(pg. 210)	MI-O-15
OI-500	(pg. 211)	MI-O-HU
OI-500-K	(pg. 211)	MI-O-14
OI-515	(pg. 211)	MI-O-HU-B
OI-520	(pg. 211)	MI-O-HU-C
OI-525	(pg. 211)	MI-O-HU-1
OI-535	(pg. 211)	MI-O-HU-2
OI-550	(pg. 211)	MI-O-HU-3

CROSS REFERENCE

Visit www.mifab.com for the most recent product information. Design and dimensions are subject to modification. Prices do not include applicable taxes.

Toll Free: 1-800-465-2736 • Fax: 1-773-341-3049
 sales@mifab.com • Canada Toll Free: 1-800-387-3880

MIFAB®, Inc., 1321 West 119th Street, Chicago, Illinois 60643-5109, USA
 All sales subject to MIFAB's® Terms and Warranties. Please refer to inside front cover.

OI-575	(pg. 211)	MI-O-HU-4
OI-600	(pg. 211)	MI-O-HU
OI-610	(pg. 211)	MI-O-HU-5
OI-615	(pg. 211)	MI-O-HU-7
OI-620	(pg. 211)	MI-O-HU-8
OI-625	(pg. 211)	MI-O-HU-9
OI-630	(pg. 211)	MI-O-HU-10
OI-635	(pg. 211)	MI-O-HU-11
OI-640	(pg. 211)	MI-O-HU-12
SA	(pg. 214)	MI-SAND
SI-740	(pg. 212)	MI-SOLID
SI-740-L	(pg. 212)	MI-SOLID-L
SI-742	(pg. 212)	MI-SOLID-S
SI-742-L	(pg. 212)	MI-SOLID-L
SI-750	(pg. 212)	MI-HAIR
SI-762	(pg. 212)	MI-SOLID-LB
WD	(see CLPB)	MCL-G
WD-A	(pg. 208)	MI-G-SDH
WD-AH	(pg. 208)	MI-CSD+MI-G-SDH
WD-L	(see CLPB)	MCL-G-L
WD-LA	(pg. 208)	MI-G-L-SDH

INTERCEPTORS OPTIONAL VARIATIONS

WATTS		MIFAB
-B	Sediment bucket	-SB
-DI	Dual Inlets	-DI
-E	Extension "C" as required	-C
-HDC	Heavy duty cover	-HD
-F	Anchor flange	-FL
-FC	Anchor flange & clamp	-FLM
-MEFC.NH	conn. flow control	Std.
-O	Conn. other than standard	-F
-SS	Stainless Steel	-SS
-T	Threaded connection	-T
-TEFC	Threaded connection external flow control	-FLCT
-THD	Threaded connection	-T
-X	Cover for recessed install	Std

ROOF DRAINS

WATTS		MIFAB
RD-100	(pg. 131)	R1200
RD-100-A	(pg. 133)	R1200-F
RD-100-A1	(pg. 133)	R1200-F1
RD-100-A2	(pg. 133)	R1200-F2
RD-100-B	(pg. 131)	R1200-B
RD-100-BE	(pg. 132)	R1200-E
RD-100-BED	(pg. 132)	R1200-EU
RD-100-BVD	(pg. 132)	R1200-BUV
RD-100-C	(pg. 131)	R1200-C
RD-100-CH	(pg. 134)	R1200-HC
RD-100-CJ	(pg. 134)	R1200-JC
RD-100-CP	(pg. 135)	R1200-PR
RD-100-CP-1	(pg. 135)	R1200-PR-1
RD-100-CP-3	(pg. 135)	R1200-PR-3
RD-100-CP-4	(pg. 135)	R1200-PR-4
RD-100-CP-15"	(pg. 135)	R1200-C-PR15
RD-100-CP-15"-1	(pg. 135)	R1200-PR15-1
RD-100-CP-15"-3	(pg. 135)	R1200-PR15-3
RD-100-CP-15"-4	(pg. 135)	R1200-PR15-4
RD-100-D	(pg. 131)	R1200-U
RD-100-EL	(pg. 132)	R1200-BUV-B
RD-100-F	(see website)	R1200-JD-STR
RD-100-GSS	(pg. 133)	R1200-G
RD-100-K	(pg. 131)	R1200-M
RD-100-O	(pg. 143)	R1270
RD-100-R	(pg. 136)	R1200-R
RD-100-SO	(pg. 139)	R1200-90
RD-100-W	(pg. 138)	R1200-W
RD-100-Z	(pg. 138)	R1200-Z
RD-110-BD	"X"
RD-200	(pg. 126)	R1100
RD-200-A1	(pg. 127)	R1100-F1
RD-200-A2	(pg. 127)	R1100-F2
RD-200-B	(pg. 126)	R1100-B
RD-200-BE	(pg. 126)	R1100-E
RD-200-BED	(pg. 126)	R1100-EU
RD-200-C	(pg. 126)	R1100-C

RD-200-CJ	(pg. 128)	R1100-JC
RD-200-CP	(pg. 128)	R1100-PR
RD-200-CP-1	(pg. 128)	R1100-PR-1
RD-200-CP-3	(pg. 128)	R1100-PR-3
RD-200-CP-4	(pg. 128)	R1100-PR-4
RD-200-D	(pg. 126)	R1100-U
RD-200-GSS	(pg. 127)	R1100-G
RD-200-K	(pg. 126)	R1100-M
RD-200-R	(pg. 126)	R1100-R
RD-200-SO	(pg. 130)	R1100-90
RD-200-W	(pg. 126)	R1100-W
RD-220	(pg. 140)	R1220
RD-220-A	(pg. 140)	R1220-F1
RD-220-A1	(pg. 140)	R1220-F2
RD-220-A2	(pg. 140)	R1220-F2
RD-220-B	(pg. 140)	R1220-B
RD-220-BE	(pg. 140)	R1220-E
RD-220-BED	(pg. 140)	R1220-EU
RD-220-BVD	(pg. 140)	R1220-BUV
RD-220-C	(pg. 140)	R1220-C
RD-220-CH	(pg. 140)	R1220-HC
RD-220-CJ	(pg. 141)	R1220-JC
RD-220-CP-1	(pg. 141)	R1220-PR-1
RD-220-CP-3	(pg. 141)	R1220-PR-3
RD-220-CP-4	(pg. 141)	R1220-PR-4
RD-220-CP-15"-1	(pg. 135)	R1200-PR15-1
RD-220-CP-15"-3	(pg. 135)	R1200-PR15-3
RD-220-CP-15"-4	(pg. 135)	R1200-PR15-4
RD-220-D	(pg. 140)	R1220-U
RD-220-GSS	(pg. 140)	R1220-G
RD-220-CP-15"-1	(pg. 135)	R1200-PR15-1
RD-220-CP-15"-3	(pg. 135)	R1200-PR15-3
RD-220-CP-15"-4	(pg. 135)	R1200-PR15-4
RD-220-D	(pg. 140)	R1220-U
RD-220-GSS	(pg. 140)	R1220-G
RD-220-K	(pg. 140)	R1220-M
RD-220-R	(pg. 141)	R1220-R
RD-220-S	(pg. 140)	R1220-90
RD-220-V	(pg. 140)	R1220-V
RD-220-W	(pg. 140)	R1220-W
RD-220-Z	(pg. 140)	R1220-Z
RD-230	(pg. 151)	R1420
RD-230-81	(pg. 151)	R1420-2RB
RD-230-A	(pg. 151)	R1420-2RB
RD-230-14	(pg. 151)	R1420-14-1
RD-230-H-81	(pg. 151)	R1420-HM-2RB
RD-240	(pg. 150)	R1400
RD-240-81	(pg. 150)	R1400-2RB
RD-240-1	(pg. 150)	R1400-1
RD-240-14	(pg. 150)	R1400-14-1
RD-250	(pg. 130)	R1150
RD-260	(pg. 130)	R1150-SPEC
RD-260-B	(pg. 130)	R1150-SPEC
RD-270	(pg. 148)	R1300T
RD-270-1	(pg. 148)	R1300T-1
RD-270-50	(pg. 148)	R1300T-50
RD-270-A	(pg. 148)	R1310T-50
RD-270-A-1	(pg. 148)	R1310T-1
RD-270-A-50	(pg. 148)	R1310T-50
RD-270-T	(pg. 148)	R1300T
RD-280	(pg. 126)	R1100
RD-280-SO	(pg. 130)	R1100-90
RD-290	(pg. 149)	R1320T
RD-290-1	(pg. 149)	R1320T-1
RD-290-50	(pg. 149)	R1320T-50
RD-290-A	(pg. 149)	R1330T-50
RD-290-A-1	(pg. 149)	R1330T-1
RD-290-A-50	(pg. 149)	R1330T-50
RD-300	(pg. 142)	R1260
RD-300-CH	(pg. 134)	R1200-HC
RD-300-CH-K	(pg. 134)	R1200-M-HC
RD-300-CP15	(pg. 135)	R1200-PR15
RD-300-F	(see website)	R1200-JD-STR
RD-300-GSS	(pg. 133)	R1200-G
RD-300-GSS-K	(pg. 133)	R1200-M-G
RD-300-K	(pg. 126)	R1200-M
RD-300-R	(pg. 142)	R1260-R
RD-300-W	(pg. 142)	R1260-W
RD-400	(pg. 136)	R1200-RS

RD-410	(pg. 129)	R1100-RS
RD-500	(pg. 142)	R1260
RD-640	(pg. 153)	R1640
RD-641	(pg. 153)	R1640-8
RD-642	(pg. 153)	R1640-13
RD-643	(pg. 153)	R1640-17
RD-644	(pg. 153)	R1640-22
RD-680-VC	(pg. 155)	R1930
RD-700	(pg. 143)	R1270
RD-900	(pg. 155)	R1900
RD-940	(pg. 156)	R1940
RD-940-1	(pg. 156)	R1940-NH-1
RD-940-T-1	(pg. 156)	R1940-1
RD-950	(pg. 158)	R1960
RD-970	(pg. 152)	R1510
RD-980	(pg. 152)	R1520

"X" Contact MIFAB

ROOF DRAIN OPTIONAL VARIATIONS

WATTS		MIFAB
-1	Nickel Bronze	(pg. 351,352) -1
-2	Polished Bronze	(pg. 351,352) -2
-3	Stainless Steel	(pg. 351,352) -3
-4	Ductile Iron	(pg. 351,352) -4
-5	Sediment Bucket	(pg. 351,352) -5
-6	Vandal Proof	(pg. 351,352) -6
-8	Backwater valve	(pg. 351,352) -8
-9	Hinged Grate	(pg. 351,352) -9
-11	Acid Resistant Epoxy	(pg. 351,352) -11
-12	Galvanized Top	(pg. 351,352) -12
-13	All Galvanized	(pg. 351,352) -13
-14	Flat Grate	(pg. 319,320) -14
-15	Extension	(pg. 351,352) -E
-60	PVC Body	(pg. 351,352) -30
-61	ABS Body	(pg. 351,352) -31
-80	Aluminum Dome	(pg. 351,352) -80
-81	Bronze Dome	(pg. 351,352) -81
-82	SS Mesh Screen over cast dome	(pg. 351,352) -83
-83	SS Mesh Screen over cast dome	(pg. 351,352) -83
-113M	3M Epoxy	(pg. 351,352) -3M
-A	Weir	(pg. 351,352) -F
-A1	Single Slot Weir	(pg. 351,352) -F1
-A2	Two Slot Weir	(pg. 351,352) -F2
-B	Sump Receiver	(pg. 351,352) -B
-C	Secondary Clamp	(pg. 351,352) -C
-D	Underdeck Clamp	(pg. 351,352) -U
-E	Adjustable Extension	(pg. 351,352) -E
-GSS	SS Ballast Guard	(pg. 351,352) -G
-K	Ductile Iron Dome	(pg. 351,352) -M
-K-13	Galvanized dome	(pg. 351,352) -M-13
-K-80	Aluminum dome	(pg. 351,352) -M-80
-L	Vandal Proof Dome	(pg. 351,352) -6
P	Push On Outlet	(pg. 351,352) P
-R	2" High Water Dam	(pg. 351,352) -R
STD	No Hub outlet	(pg. 351,352) Std.
T	Threaded Outlet	(pg. 351,352) T
-V	Fixed Gasketed Ext.	(pg. 351,352) -V
-W	Adj. Internal Water Dam	(pg. 351,352) -W
-W-1	Water Proofing Flange	(pg. 351,352) -W-1
X	Inside Caulk Outlet	(pg. 351,352) X
-Z	Elastomeric flange	(pg. 351,352) -Z

TRAP SEAL PRIMERS AND MISC SPECIALTIES

WATTS		MIFAB
A-200	(pg. 292)	MI-TSP-2
A200S	(pg. 292)	MI-TSP-1
A200T	(pg. 292)	MI-TSP-2
MS-810	(pg. 292)	MI-TSP-1
MS-930	(pg. 294)	MI-600-50
MS-8000	(pg. 287)	MI-GRILL
SD-3000	(see CLPB)	SD-7000
TP300T-DR	(pg. 292)	MR-500-NPB
TP300S-DR	(pg. 292)	MR-500-NPB
TP300-DU-DR	(pg. 292)	MI-DU-625

CROSS REFERENCE

TRENCH DRAINS

WATTS		MIFAB
DEAD LEVEL	(pg. 88)	T1400
TD-900	(pg. 85)	T1150-4
TD-900-4	(pg. 85)	T1150-4
TD-900-4-1	(pg. 85)	T1150-4-3
TD-900-4-3	(pg. 85)	T1150-4-3
TD-900-28	(pg. 85)	T1150-28
TD-900-B	(pg. 85)	T1150-F-4
TD-900-B-4	(pg. 85)	T1150-F-4
TD-900-B-4-1	(pg. 85)	T1150-F-4-3
TD-900-B-4-3	(pg. 85)	T1150-F-4-3
TD-900-B-28	(pg. 85)	T1150-F-28
TD-900-C	(pg. 85)	T1200-F2-4
TD-900-C2-4	(pg. 85)	T1200-F2-4
TD-900-C2-4-1	(pg. 85)	T1200-F2-4-3
TD-900-C2-4-3	(pg. 85)	T1200-F2-4-3
TD-900-C2-28	(pg. 85)	T1200-F2-28
TD-910	(pg. 85)	T1200-4
TD-910-B	(pg. 85)	T1200-F-4
TD-920	(see TD-2014)	T1360-FL-FAB
TD-940	(see TD-2014)	T1330-FL-FAB
800	(pg. 86)	T1350-FL

TRENCH DRAIN OPTIONAL VARIATIONS

WATTS		MIFAB
-1	Nickel bronze (pg. 351,352)	-1
-3	Stainless steel (pg. 351,352)	-3
-4	Ductile iron (pg. 351,352)	-4
-5	Sediment bucket (pg. 351,352)	-5
-6	Vandal proof (pg. 351,352)	-6
-8	Backwater valve per outlet (pg. 351,352)	-8
-12	Galvanized grate only (pg. 351,352)	-12
-13	All galvanized (pg. 351,352)	-13
-20	Secondary dome strainer (pg. 351,352)	-20
-21	Secondary flat strainer (pg. 351,352)	-21
-28	All 304 S.S. body (pg. 351,352)	-28
-32	Anchor fl. & mem clamp (pg. 351,352)	-38
-11	3M epoxy finish (pg. 351,352)	-3M
-F	Anchor flange (pg. 351,352)	-FL
P	Push on outlet (pg. 351,352)	P
S	No hub side outlet (pg. 351,352)	-90
T	Threaded outlet (pg. 351,352)	T
X	Inside caulk outlet (pg. 351,352)	X

WATER HAMMER ARRESTORS

WATTS		MIFAB
LF15M2-A-DR	(pg. 300)	MWH-A
LF15M2-B-DR	(pg. 300)	MWH-B
LF15M2-C-DR	(pg. 300)	MWH-C
LF15M2-D-DR	(pg. 300)	MWH-D
LF15M2-E-DR	(pg. 300)	MWH-E
LF15M2-F-DR	(pg. 300)	MWH-F
SG-050	(pg. 300)	MWH-A
SG-075	(pg. 300)	MWH-B
SG-100	(pg. 300)	MWH-C
SG-125	(pg. 300)	MWH-D
SG-150	(pg. 300)	MWH-E
SG-200	(pg. 300)	MWH-F
SG-A	(pg. 300)	WHB-A
SG-B	(pg. 300)	WHB-B
SG-C	(pg. 300)	WHB-C
SG-D	(pg. 300)	WHB-D
SG-E	(pg. 300)	WHB-E
SG-F	(pg. 300)	WHB-F
SS-A	(pg. 300)	WHB-A
SS-B	(pg. 300)	WHB-B
SS-C	(pg. 300)	WHB-C
SS-D	(pg. 300)	WHB-D
SS-E	(pg. 300)	WHB-E
SS-F	(pg. 300)	WHB-F

MODULAR PARTS COMPARISON GUIDE B2 CAST IRON BODIES

WATTS		MIFAB
B2-2	2" No hub CI (pg. 302)	A2-2NH-7
B2-3	3" No hub CI (pg. 302)	A2-3NH-7
B2-4	4" No hub CI (pg. 302)	A2-4NH-7
B2-6	6" No hub CI (pg. 302)	A2-6NH-7
B2-8	8" No hub CI (pg. 302)	A2-8NH-7
B2-2P	2" Push on CI (pg. 302)	A2-2P-7
B2-3P	3" Push on CI (pg. 302)	A2-3P-7
B2-4P	4" Push on CI (pg. 302)	A2-4P-7
B2-2X	2" Inside caulk (pg. 302)	A2-2X-7
B2-3X	3" Inside caulk (pg. 302)	A2-3X-7
B2-4X	4" Inside caulk (pg. 302)	A2-4X-7

B2 PVC AND ABS BODIES

WATTS		MIFAB
B2-2-60	2" PVC socket (pg. 302)	A2-2-30-7
B2-3-60	3" PVC socket (pg. 302)	A2-3-30-7
B2-4-60	4" PVC socket (pg. 302)	A2-4-30-7
B2-2-61	2" ABS socket (pg. 302)	A2-2-31-7
B2-3-61	3" ABS socket (pg. 302)	A2-3-31-7
B2-4-61	4" ABS socket (pg. 302)	A2-4-31-7

B3 CAST IRON BODIES

WATTS		MIFAB
B3-2	2" No hub CI (pg. 302)	A1-2NH-7
B3-3	3" No hub CI (pg. 302)	A1-3NH-7
B3-4	4" No hub CI (pg. 302)	A1-4NH-7
B3-6	6" No hub CI (pg. 302)	A1-6NH-7
B3T-2NH	2" No hub CI (pg. 302)	A1-2NH-7
B3T-3NH	3" No hub CI (pg. 302)	A1-3NH-7
B3T-4NH	4" No hub CI (pg. 302)	A1-4NH-7
B3T-2P	2" Push on CI (pg. 302)	A1-2P-7
B3T-3P	3" Push on CI (pg. 302)	A1-3P-7
B3T-4P	4" Push on CI (pg. 302)	A1-4P-7
B3-2P	2" Push on CI (pg. 302)	A1-2P-7
B3-3P	3" Push on CI (pg. 302)	A1-3P-7
B3-4P	4" Push on CI (pg. 302)	A1-4P-7
B3-2X	2" Inside caulk (pg. 302)	A1-2X-7
B3-3X	3" Inside caulk (pg. 302)	A1-3X-7
B3-4X	4" Inside caulk (pg. 302)	A1-4X-7
B3-2T	2" Threaded (pg. 302)	A1-2T-7
B3-3T	3" Threaded (pg. 302)	A1-3T-7
B3-4T	4" Threaded (pg. 302)	A1-4T-7

B3 PVC AND ABS BODIES

WATTS		MIFAB
B3-2-60	2" PVC socket (pg. 302)	A1-2-30-7
B3-3-60	3" PVC socket (pg. 302)	A1-3-30-7
B3-4-60	4" PVC socket (pg. 302)	A1-4-30-7
B3-2-61	2" ABS socket (pg. 302)	A1-2-31-7
B3-3-61	3" ABS socket (pg. 302)	A1-3-31-7
B3-4-61	4" ABS socket (pg. 302)	A1-4-31-7

B4 CAST IRON BODIES

WATTS		MIFAB
B4-2	2" No hub CI (pg. 302)	A1-2NH-7
B4-34-2	2" No hub CI (pg. 302)	A1-2NH-7
B4-3	3" No hub CI (pg. 302)	A1-3NH-7
B4-34-3	3" No hub CI (pg. 302)	A1-3NH-7
B4-4	4" No hub CI (pg. 302)	A1-4NH-7
B4-34-4	4" No hub CI (pg. 302)	A1-4NH-7
B4-2P	2" Push on CI (pg. 302)	A1-2P-7
B4-34-2P	2" Push on CI (pg. 302)	A1-2P-7
B4-3P	3" Push on CI (pg. 302)	A1-3P-7
B4-34-3P	3" Push on CI (pg. 302)	A1-3P-7
B4-4P	4" Push on CI (pg. 302)	A1-4P-7
B4-34-4P	4" Push on CI (pg. 302)	A1-4P-7

B4 PVC AND ABS BODIES

WATTS		MIFAB
B4-3-60	3" PVC socket (pg. 302)	A1-3-30-7
B4-4-60	4" PVC socket (pg. 302)	A1-4-30-7
B4-3-61	3" PVC socket (pg. 302)	A1-3-31-7
B4-4-61	4" PVC socket (pg. 302)	A1-4-31-7

MEMBRANE CLAMP FOR FLOOR DRAINS

WATTS		MIFAB
B3-C1	Low rough-in membrane clamp (pg. 303)	A1-C1

ROUND STRAINERS FOR FLOOR DRAINS

WATTS		MIFAB
A5-1	5" Dia. NB (pg. 46)	5-1
A6-1	6" Dia. NB (pg. 46)	6-1
A7-1	7" Dia. NB (pg. 46)	7-1
A8-1	8" Dia. NB (pg. 46)	8-1
5-1	5" Dia. HD NB (pg. 47)	X5-1
6-1	6" Dia. HD NB (pg. 47)	X6-1
8-1	8" Dia. HD NB (pg. 47)	X8-1
5-4	5" Dia. DI (pg. 46)	5-4
5-3	5" Dia. HD SS (pg. 46)	5-3
6-3	6" Dia. HD SS (pg. 46)	6-3

SQUARE STRAINERS FOR FLOOR DRAINS

WATTS		MIFAB
L5-1	5" x 5" HD NB (pg. 47)	XS5-1
L6-1	6" x 6" HD NB (pg. 47)	XS6-1
L8-1	8" x 8" HD NB (pg. 47)	XS8-1
L5-3	5" x 5" HD SS (pg. 47)	S5-3
L6-3	6" x 6" HD SS (pg. 47)	S6-3
M5-1	5" x 5" NB (pg. 47)	S5-1
M6-1	6" x 6" NB (pg. 47)	S6-1
M8-1	8" x 8" NB (pg. 47)	S8-1

AREA DRAIN TOP ASSEMBLIES

WATTS		MIFAB
FD-300-1	7" Dia. NB (pg. 46)	N7-1
FD-300-4	7" Dia. DI (pg. 307)	F1300-TA-4
FD-320-1	9" Dia. NB (pg. 46)	N9-1
FD-320-50	8" Sq. DI (pg. 307)	F1320-TA-4
FD-320-Y	8" Sq. DI (pg. 307)	F1320-TA-4
FD-330-1	8" Sq. NB (pg. 307)	F1420-TA-1
FD-330-50	8" Sq. DI (pg. 307)	F1420-TA-4
FD-340-1	12" Dia. NB (pg. 307)	F1340-TA-1
FD-340-50	12" Dia. DI (pg. 307)	F1340-TA-4
FD-340-Y-1	12" Dia. NB (pg. 307)	F1340-TA-1
FD-340-Y-50	12" Dia. DI (pg. 307)	F1340-TA-4
FD-360-4	16" Dia. DI (pg. 307)	F1360-TA-4
FD-450-AF-1	16" Sq. NB (pg. 307)	F1460-TA-1
FD-450-AF-4	16" Sq. DI (pg. 307)	F1460-TA-4
FD-460-AF-1	12" Sq. NB (pg. 307)	F1440-TA-1
FD-460-AF-4	12" Sq. DI (pg. 307)	F1440-TA-4
FD-460-F-1	12" Sq. NB (pg. 307)	F1440-TA-1
FD-460-F-4	12" Sq. DI (pg. 307)	F1440-TA-4

REPLACEMENT FLOOR AND AREA DRAIN GRATES & CLEANOUT COVERS

WATTS		MIFAB
A5PG-1	(pg. 306)	5PG-1
A6PG-1	(pg. 306)	6PG-1
5PG-1	(pg. 306)	5PG-3
FD-300-PG-1	(pg. 306)	N7-PG-1
FD-300-PG-4	(pg. 307)	F1300-PG-4
FD-320-PG-1	(pg. 306)	N9-PG-1
FD-320-PG-4	(pg. 307)	F1320-PG-4
FD-340-PG-1	(pg. 307)	F1340-PG-1
FD-340-PG-4	(pg. 307)	F1340-PG-4
FD-450-AF-PG-4	(pg. 307)	F1460-PG-4
FD-450-AF-PG50-1	(pg. 307)	F1460-PG-1
FD-460-AF-PG-4	(pg. 307)	F1440-PG-4
FD-460-AF-PG-1	(pg. 307)	F1440-PG-1
R5G-1	(pg. 311)	5PC-1
RXP-1	(pg. 311)	X5PC-1
RXP-4	(pg. 311)	5PC-4

ADJUSTABLE EXTENSION FOR FLOOR DRAINS

WATTS		MIFAB	
B3-XY	small CI extension (pg. 46)	DD-50	DD-50
DD-1	small NB extension (pg. 46)	DD-1	DD-1
DD-XY-50	small CI extension (pg. 46)	DD-50	DD-50

SEDIMENT BUCKET FOR FLOOR DRAINS

WATTS		MIFAB	
B1B	Plastic sed bucket (pg. 307)	A1-PB	A1-PB
B2B	Large CI sed. Buck (pg. 307)	A2-MB	A2-MB
B3B	Small CI sed. Buck. (pg. 307)	A1-MB	A1-MB

FUNNELS FOR FLOOR DRAINS

WATTS		MIFAB	
EF-1		EF4-1	EF4-1
EF-50	4" round CI funnel (pg. 46)	EF4-50	EF4-50
EF6-1	6" round NB funnel (pg. 46)	EF6-1	EF6-1
EF6-50	6" round CI funnel (pg. 46)	EF6-50	EF6-50
EG-1	4" x 9" NB funnel (pg. 46)	EG-1	EG-1
EG-50	4" x 9" CI funnel (pg. 46)	EG-50	EG-50
F4-1	4" round NB funnel only (pg. 46)	F4-1	F4-1
F4-50	4" round CI funnel only (pg. 46)	F4-50	F4-50
G-1	4" x 9" oval NB funnel only (pg. 46)	G-1	G-1
G-50	4" x 9" oval CI funnel only (pg. 46)	G-50	G-50

HARDWARE PACKS

WATTS		MIFAB	
FC-1	3 cap screws with integral washers (pg. 304)	HS-1	HS-1
FC-2	3 bolts, washers and nuts for roof drains (pg. 304)	HS-2	HS-2
FC-3	3 bolts, washers and nuts for deck clamp (pg. 304)	HS-3	HS-3
FC-4	3 bolts, washers and nuts for extensions (pg. 304)	HS-3	HS-3

PRE-ASSEMBLED ECONOMY FLOOR DRAINS

WATTS		MIFAB	
FD-390-E-1	(pg. 51)	F1230-1	F1230-1
FD-390-E-4	(pg. 51)	F1230-4	F1230-4
FD-390-E-63-1	(pg. 51)	F1230-WF-1	F1230-WF-1
FD-390-E-63-4	(pg. 51)	F1230-WF-4	F1230-WF-4

CLEANOUT TOP ASSEMBLIES

WATTS		MIFAB	
R-1	5" Dia. NB CO top (pg. 311)	R-1	R-1
R-3	5" Dia. SS CO top (pg. 311)	R-3	R-3
RX-3	5" Dia. SS CO top (pg. 311)	R-3	R-3
RC-1	5" Dia. NB CO top car/mar (pg. 311)	RC-1	RC-1
RX-1	5" Dia. NB Co top (pg. 311)	R-3	R-3
RX-4	5" Dia. D.I. CO top (pg. 311)	R-4	R-4
S-1	5" x 5" NB CO top (pg. 311)	S-1	S-1
S-3	5" x 5" SS CO top (pg. 311)	S-3	S-3
T-1	5" Dia. NB CO top for tile (pg. 311)	T-1	T-1
TS-1	5" x 5" NB CO top for tile (pg. 311)	TS-1	TS-1
U-1	5" Dia. NB CO top for terr. (pg. 311)	U-1	U-1
US-1	5" x 5" NB CO top for terr. (pg. 311)	US-1	US-1

ROOF DRAIN DOMES

WATTS		MIFAB	
B2 DM	R1200 poly (pg. 310)	A2-PD	A2-PD
B2 KDM-L-4	R1200 low DI (pg. 310)	A2-MDL-80	A2-MDL-80
B2 KDM-4	R1200 DI dome (pg. 310)	A2-MD	A2-MD
B2 KDM-80	R1200 alum (pg. 310)	A2-MDL-80	A2-MDL-80
B3 DM	R1100 poly (pg. 310)	A1-PD	A1-PD
B3 KDM-80	R1100 alum (pg. 310)	A1-MD	A1-MD

ROOF DRAIN CLAMP RINGS FOR RD-100

WATTS		MIFAB	
B2-FLG	R1200 membrane clamp (pg. 303)	A2-C3	A2-C3

and underdeck clamp
 B2-FLG-W-80 R1200 AL Dome (pg. 303) A2-C3-W w/ABS standpipe (pg. 310)w/A2-MDL-80
 B2-FLG-D 2" high water dam.(pg. 303) A2-WD
 B2-S R1200 sump receiver (pg. 310) A2-BP

ROOF DRAIN FIXED EXTENSIONS

WATTS		MIFAB	
B2-V2	2" fixed extension - R1200 (pg. 305)	A2-V2	A2-V2
B2-V3	3" fixed extension - R1200 (pg. 305)	A2-V3	A2-V3
B2-V4	4" fixed extension - R1200 (pg. 305)	A2-V4	A2-V4

ROOF DRAIN CLAMP RINGS FOR RD-200

WATTS		MIFAB	
B3-FLG	R1100 membrane clamp and underdeck clamp (pg. 303)	A1-C3	A1-C3
B3-FLG-W-80	R1100 al. Dome w/A1-MD w/ABS standpipe and A1-W (pg. 303)	A1-C3	A1-C3
B3-S	R1100 sump receiver (pg. 310)	A1-BP	A1-BP

ROOF DRAIN ACCUTROL WEIRS

WATTS		MIFAB	
B2-A1	R1200 1 weir Accutrol (pg. 310)	A2-F1	A2-F1
B2-A2	R1200 2 weir Accutrol (pg. 310)	A2-F2	A2-F2
B3-A1	R1100 1 weir Accutrol (pg. 310)	A1-F1	A1-F1
B3-A2	R1100 2 weir Accutrol (pg. 310)	A1-F2	A1-F2
B3-A3	R1100 3 weir Accutrol (pg. 310)	A1-F3	A1-F3

ROOF DRAIN BALLAST GUARDS

WATTS		MIFAB	
B2-GSS	R1200 SS ballast guard (pg. 310)	A2-BG	A2-BG
B2-H	R1200 SS ballast guard (pg. 310)	A2-BG	A2-BG
B3-GSS	R1100 SS ballast guard (pg. 310)	A1-BG	A1-BG

ZURN - MIFAB CROSS REFERENCE

ROOF DRAINS

ZURN	MIFAB
Z100	R1200
Z100-AC	R1200-U
Z100-AR	R1200-11
Z100-AW	R1200-W
Z100-BS	R1200-M-83
Z100-C	R1200-U
Z100-DE	R1200-B-EU
Z100-DP	R1200-B
Z100-DR	R1200-EU
Z100-DX	R1200-Z
Z100-E	R1200-V
Z100-EA	R1200-E
Z100-EA-C	R1200-EU
Z100-EB	R1200-E
Z100-EC	R1200-JV
Z100-FG	R1200-PR
Z100-G	R1200-M-13
Z100-GD	R1200-M-12
Z100-HD	R1200-M-80
Z100-R	R1200-B
Z100-SC	R1200-C
Z100-SE	R1200-HC
Z100-SS	R1200-M-83
Z100-SSM	R1200-M-83
Z100-ST	R1200-M-SP
Z100-TC	R1200-TC
Z100-VP	R1200-6
Z100-W	R1200-W
Z100-W2	R1200-W2
Z100-W3	R1200-W3
Z100-W4	R1200-W4
Z100-XJ	R1200 w/R1900
Z100-84	R1200-G

Z100-85	(pg. 134)	R1200-JC	Z104-SS	(pg. 142)	R1250-M-83
Z100-89	(pg. 136)	R1200-R	Z104-VP	(pg. 142)	R1250-6
Z100-90	(pg. 139)	R1200-90	Z104-W2	(pg. 142)	R1250-W2
ZA100	(pg. 131)	R1200-M-80	Z104-W3	(pg. 142)	R1250-W3
ZC100	(pg. 131)	R1200-M	Z104-W4	(pg. 142)	R1250-W4
ZRB100	(pg. 131)	R1200-81	Z104-XJ	(pg. 142)	R1250 w/R1900
Z101	(pg. 142)	R1260	Z104-84	(pg. 142)	R1250-G
Z101-AR	(pg. 142)	R1260-11	Z104-85	(pg. 142)	R1250-JC
Z101-DP	(pg. 142)	R1260-B	Z104-89	(pg. 142)	R1250-R
Z101-E	(pg. 142)	R1260-E	ZA104	(pg. 142)	R1250-M-80
Z101-G	(pg. 142)	R1260-M-13	ZC104	(pg. 142)	R1250-M
Z101-R	(pg. 142)	R1260-B	ZRB104	(pg. 142)	R1250-81
Z101-W2	(pg. 142)	R1260-W2	Z105	(pg. 127)	R1200-F
Z101-W3	(pg. 142)	R1260-W3	Z105-C	(pg. 132)	R1200-F-U
Z101-W4	(pg. 142)	R1260-W4	Z105-DE	(pg. 132)	R1200-F-B-EU
Z101-89	(pg. 142)	R1260-R	Z105-DP	(pg. 132)	R1200-F-B
Z103	(pg. 137)	R1200-SO	Z105-DR	(pg. 132)	R1200-F-EU
Z103-45	(pg. 137)	R1200-SO-45	Z105-DX	(pg. 132)	R1200-F-Z
Z104	(pg. 142)	R1250	Z105-E	(pg. 132)	R1200-F-V
Z104-AC	(pg. 142)	R1250-U	Z105-EA	(pg. 132)	R1200-F-E
Z104-AR	(pg. 142)	R1250-11	Z105-EA-C	(pg. 132)	R1200-F-EU
Z104-AW	(pg. 142)	R1250-W	Z105-EA-R-C	(pg. 132)	R1200-F-EU
Z104-BS	(pg. 142)	R1250-M-83	Z105-EC	(pg. 132)	R1200-F-UV
Z104-C	(pg. 142)	R1250-U	Z105-ERC	(pg. 132)	R1200-BUV-F
Z104-DX	(pg. 142)	R1250-Z	Z105-G	(pg. 133)	R1200-F-M-13
Z104-E	(pg. 142)	R1250-V	Z105-R	(pg. 133)	R1200-F-B
Z104-EA	(pg. 142)	R1250-E	Z105-SC	(pg. 133)	R1200-F-C
Z104-EA-C	(pg. 142)	R1250-EU	Z105-TC	(pg. 133)	R1200-F-TC
Z104-EB	(pg. 142)	R1250-E	Z105-VP	(pg. 133)	R1200-F-6
Z104-E	(pg. 142)	R1250-C-V	Z105-XJ	(pg. 133)	R1200-F w/R1900
Z104-FG	(pg. 142)	R1250-PR	Z105-1	(pg. 133)	R1200-F
Z104-G	(pg. 142)	R1250-M-13	Z105-90	(pg. 133)	R1200-F-90
Z104-GD	(pg. 142)	R1250-M-12	ZA105	(pg. 133)	R1200-F-M-80
Z104-HD	(pg. 142)	R1250-M-80	ZC105	(pg. 133)	R1200-F-M
Z104-R	(pg. 142)	R1250-B	ZRB105	(pg. 133)	R1200-F-81
Z104-SC	(pg. 142)	R1250-C	Z107	(pg. 138)	R1200-Z

Z107-AC (pg. 138)	R1200-Z-U	ZCF121-EB	(pg. 140)	R1220-F-E	Z150-DP	(pg. 135)	R1200-PR-4-B
Z107-AR (pg. 138)	R1200-Z-11	ZCF121-G	(pg. 140)	R1220-F-M-13	Z150-DR	(pg. 135)	R1200-PR-4-EU
Z107-AW (pg. 138)	R1200-Z-W	ZCF121-R	(pg. 140)	R1220-F-B	Z150-DT	(pg. 135)	R1200-PR15
Z107-BS (pg. 138)	R1200-Z-M-83	ZCF121-SSM	(pg. 140)	R1220-F-83	Z150-DX	(pg. 135)	R1200-PR-4-Z
Z107-C (pg. 138)	R1200-Z-U	ZCF121-VP	(pg. 140)	R1220-F-6	Z150-E	(pg. 135)	R1200-PR-4-E
Z107-E (pg. 138)	R1200-Z-V	ZCF121-84	(pg. 140)	R1220-F-G	Z150-EA	(pg. 135)	R1200-PR-4-E
Z107-EA (pg. 138)	R1200-Z-E	ZCF121-90	(pg. 140)	R1220-F-90	Z150-EB	(pg. 135)	R1200-PR-4-E
Z107-FG (pg. 138)	R1200-Z-P	ZACF121	(pg. 140)	R1220-F-M-80	Z150-ES	(pg. 135)	R1200-C-PR-4-EU
Z107-G (pg. 138)	R1200-Z-M-13	ZRB121	(pg. 140)	R1220-81	Z150-G	(pg. 135)	R1200-PR-4-M-13
Z107-GD (pg. 138)	R1200-Z-M-12	Z122	(pg. 141)	R1220-RS	Z150-HF	(pg. 135)	R1200-PR-4
Z107-HD (pg. 138)	R1200-Z-M-80	Z122-AR	(pg. 141)	R1220-RS-11	Z150-R	(pg. 135)	R1200-PR-4-B
Z107-SS (pg. 138)	R1200-Z-M-83	Z122-C	(pg. 141)	R1220-RS-U	Z150-S	(pg. 135)	R1200-PR-4-21
Z107-VP (pg. 138)	R1200-Z-6	Z122-DP	(pg. 141)	R1220-RS-B	Z150-SC	(pg. 135)	R1200-PR-4-C
Z107-W2 (pg. 138)	R1200-Z-W2	Z122-E	(pg. 141)	R1220-RS-V	Z150-TC	(pg. 135)	R1200-PR-4-TC
Z107-W3 (pg. 138)	R1200-Z-W3	Z122-EB	(pg. 141)	R1220-RS-E	Z150-TS	(pg. 135)	R1200-PR-4-6
Z107-W4 (pg. 138)	R1200-Z-W4	Z122-G	(pg. 141)	R1220-RS-M-13	Z150-VP	(pg. 135)	R1200-PR-4-6
Z107-XJ (pg. 138)	R1200-Z w/R1900	Z122-HD	(pg. 141)	R1220-RS	Z150-XJ	(pg. 135)	R1200-PR-4 w/R1900
Z107-84 (pg. 138)	R1200-Z-G	Z122-R	(pg. 141)	R1220-RS-B	Z150-Y	(pg. 135)	R1200-PR-4-5
Z107-85 (pg. 138)	R1200-Z-JC	Z122-TC	(pg. 141)	R1220-RS-TC	Z150-85	(pg. 135)	R1200-PR-4-JC
Z107-89 (pg. 138)	R1200-Z-R	Z122-90	(pg. 141)	R1220-RS-90	Z150-90	(pg. 135)	R1200-PR-4-90
ZA107 (pg. 138)	R1200-Z-M-80	Z125	(pg. 126)	R1100-M	ZB150	(pg. 135)	R1200-PR-1
ZC107 (pg. 138)	R1200-Z-M	Z125-A	(pg. 126)	R1100-M-W-1	ZN150	(pg. 135)	R1200-PR-1
ZRB107 (pg. 138)	R1200-Z-81	Z125-AR	(pg. 126)	R1100-M-11	Z154	(pg. 141)	R1220-PR
Z108 (pg. 136)	R1200-RS	Z125-BS	(pg. 126)	R1100-M-83	Z154-AR	(pg. 141)	R1220-PR-4-11
Z108-AR (pg. 136)	R1200-RS-11	Z125-C	(pg. 126)	R1100-M-U	Z154-C	(pg. 141)	R1220-PR-4-U
Z108-C (pg. 136)	R1200-RS-U	Z125-EB	(pg. 126)	R1100-M-E	Z154-DG	(pg. 141)	R1220-PR-4
Z108-DE (pg. 136)	R1250-RS-B-EU	Z125-FG	(pg. 128)	R1100-M-PR	Z154-DP	(pg. 141)	R1220-PR-4-B
Z108-DP (pg. 136)	R1200-RS-B	Z125-DP	(pg. 126)	R1100-M-B	Z154-DT	(pg. 141)	R1220-PR
Z108-DR (pg. 136)	R1200-RS-EU	Z125-DR	(pg. 126)	R1100-M-EU	Z154-G	(pg. 141)	R1220-PR-4-M-13
Z108-E (pg. 136)	R1200-RS-V	Z125-E	(pg. 126)	R1100-M-E	Z154-R	(pg. 141)	R1220-PR-4-B
Z108-EA (pg. 136)	R1200-RS-E	Z125-ERC	(pg. 126)	R1100-M-E-U	Z154-S	(pg. 141)	R1220-PR-4-21
Z108-EB (pg. 136)	R1200-RS-E	Z125-ES	(pg. 126)	R1100-M-E-U	Z154-SC	(pg. 141)	R1220-PR-4-C
Z108-DX (pg. 136)	R1200-RS-Z	Z125-G	(pg. 126)	R1100-M-13	Z154-TS	(pg. 141)	R1220-PR-4-6
Z108-E (pg. 136)	R1200-RS-V	Z125-R	(pg. 126)	R1100-M-B	Z154-VP	(pg. 141)	R1220-PR-4-6
Z108-EA (pg. 136)	R1200-RS-E	Z125-SC	(pg. 126)	R1100-M-C	Z154-XJ	(pg. 141)	R1220-PR-4 w/R1900
Z108-FG (pg. 136)	R1200-RS-P	Z125-SS	(pg. 126)	R1100-M-83	Z154-Y	(pg. 141)	R1220-PR-4-5
Z108-G (pg. 136)	R1200-RS-M-13	Z125-SSM	(pg. 126)	R1100-M-83	Z154-85	(pg. 141)	R1220-PR-4-JC
Z108-HD (pg. 136)	R1200-RS	Z125-TC	(pg. 126)	R1100-M-B	Z154-90	(pg. 141)	R1220-PR-4-90
Z108-R (pg. 136)	R1200-RS-B	Z125-VP	(pg. 126)	R1100-M-6	ZB154	(pg. 141)	R1220-PR-1
Z108-TC (pg. 136)	R1200-RS-TC	Z125-XJ	(pg. 126)	R1100-M w/R1900	ZN154	(pg. 141)	R1220-PR-1
Z108-90 (pg. 136)	R1200-RS-90	Z125-84	(pg. 127)	R1100-M-G	Z158	(pg. 128)	R1100-PR
Z110 (pg. 160)	R1200-JD-M-G5H	Z125-85	(pg. 128)	R1100-M-JC	Z158-AR	(pg. 128)	R1100-PR-4-11
Z110-AI (pg. 160)	R1200-JD-G8H-AI	Z125-89	(pg. 126)	R1100-M-R	Z158-C	(pg. 128)	R1100-PR-4-U
Z111 (pg. 154)	R1820	Z125-90	(pg. 130)	R1100-M-90	Z158-DG	(pg. 128)	R1100-PR-4
Z121 (pg. 140)	R1220	ZA125	(pg. 126)	R1100-M-80	Z158-DT	(pg. 128)	R1100-PR
Z121-A (pg. 140)	R1220-W-1	ZRB125	(pg. 126)	R1100-81	Z158-E	(pg. 128)	R1100-PR-4-E
Z121-AR (pg. 140)	R1220-11	Z127	(pg. 129)	R1100-RS	Z158-G	(pg. 128)	R1100-PR-4-M-13
Z121-BS (pg. 140)	R1220-M-83	Z127-AR	(pg. 129)	R1100-RS-11	Z158-R	(pg. 128)	R1100-PR-4-B
Z121-C (pg. 140)	R1220-U	Z127-C	(pg. 129)	R1100-RS-U	Z158-SC	(pg. 128)	R1100-PR-4-C
Z121-DP (pg. 140)	R1220-B	Z127-DP	(pg. 129)	R1100-RS-B	Z158-TS	(pg. 128)	R1100-PR-4-6
Z121-DR (pg. 140)	R1220-EU	Z127-E	(pg. 129)	R1100-RS-E	Z158-VP	(pg. 128)	R1100-PR-4-6
Z121-E (pg. 140)	R1220-V	Z127-EB	(pg. 129)	R1100-RS-E	Z158-XJ	(pg. 128)	R1100-PR-4 w/R1900
Z121-EA (pg. 140)	R1220-E	Z127-G	(pg. 129)	R1100-RS-M-13	Z158-Y	(pg. 128)	R1100-PR-4-5
Z121-EA-C (pg. 140)	R1220-EU	Z127-HD	(pg. 129)	R1100-RS	Z158-85	(pg. 129)	R1100-PJ-4
Z121-EB (pg. 140)	R1220-E	Z127-R	(pg. 129)	R1100-RS-B	Z158-90	(pg. 128)	R1100-PR-4-90
Z121-EC (pg. 140)	R1220-UV	Z127-TC	(pg. 129)	R1100-RS-TC	ZB158	(pg. 128)	R1100-PR-1
Z121-ERC (pg. 140)	R1220-BUV	Z127-90	(pg. 129)	R1100-RS-90	ZN158	(pg. 128)	R1100-PR-1
Z121-ES (pg. 140)	R1220-C-V	Z130	(pg. 146)	R1200-SR	Z160	(pg. 148)	R1300
Z121-FG (pg. 141)	R1220-PR	Z130-DR	(pg. 146)	R1200-SR-EU	Z161	(pg. 148)	R1300
Z121-G (pg. 140)	R1220-M-13	Z130-EB	(pg. 146)	R1200-SR-E	Z163	(pg. 143)	R1270
Z121-R (pg. 140)	R1220-B	Z130-84	(pg. 146)	R1200-SR-G	Z163-AR	(pg. 143)	R1270-11
Z121-SC (pg. 140)	R1220-C	Z131	(pg. 146)	R1200-SR-R	Z163-AW	(pg. 143)	R1270-W
Z121-SE (pg. 140)	R1220-HC	Z131-DR	(pg. 146)	R1200-SR-R-EU	Z163-BS	(pg. 143)	R1270-M-83
Z121-SS (pg. 140)	R1220-M-83	Z131-EB	(pg. 146)	R1200-SR-E	Z163-DR	(pg. 143)	R1270-M-EU
Z121-SSM (pg. 140)	R1220-M-83	Z131-VP	(pg. 146)	R1200-SR-6	Z163-E	(pg. 143)	R1270-V
Z121-TC (pg. 140)	R1220-TC	Z135-6	(pg. 78)	F1840	Z163-EA	(pg. 143)	R1270-E
Z121-VP (pg. 140)	R1220-6	Z135-6-A	(pg. 78)	F1840-M-W-1	Z163-G	(pg. 143)	R1270-M-13
Z121-XJ (pg. 140)	R1220 w/R1900	Z135-6-C	(pg. 78)	F1840-40	Z163-GD	(pg. 143)	R1270-M-12
Z121-84 (pg. 140)	R1220-G	Z135-6-G	(pg. 78)	F1840-13	Z163-SC	(pg. 143)	R1270-C
Z121-85 (pg. 141)	R1220-JC	Z135-6-R	(pg. 78)	F1840-41	Z163-SS	(pg. 143)	R1270-M-83
Z121-89 (pg. 141)	R1220-R	Z135-6-T	(pg. 78)	F1840-16	Z163-VP	(pg. 143)	R1270-6
Z121-90 (pg. 140)	R1220-90	Z135-6-Y	(pg. 78)	F1840-5	Z163-W3	(pg. 143)	R1270-W3
ZA121 (pg. 140)	R1220-M-80	ZN135	(pg. 78)	F1840-1	Z163-W4	(pg. 143)	R1270-W4
ZCF121 (pg. 140)	R1220-F	Z150	(pg. 135)	R1200-PR	Z163-XJ	(pg. 143)	R1270 w/R1900
ZCF121-A (pg. 140)	R1220-F-W-1	Z150-A	(pg. 135)	R1200-PR-4-W-1	Z163-84	(pg. 143)	R1270-G
ZCF121-AR (pg. 140)	R1220-F-11	Z150-AR	(pg. 135)	R1200-PR-4-11	Z163-85	(pg. 143)	R1270-JC
ZCF121-C (pg. 140)	R1220-F-U	Z150-C	(pg. 135)	R1200-PR-4-U	Z163-89	(pg. 143)	R1270-R
ZCF121-E (pg. 140)	R1220-F-V	Z150-DB	(pg. 136)	R1250-PR-4	Z164	(pg. 143)	R1270-A5
ZCF121-EA (pg. 140)	R1220-F-E	Z150-DE	(pg. 135)	R1200-PR-4-B-EU	Z164-AR	(pg. 143)	R1270-A5-11
ZCF121-EA-C (pg. 140)	R1220-F-EU	Z150-DG	(pg. 135)	R1200-PR-4	Z164-BS	(pg. 143)	R1270-A5-83

CROSS REFERENCE

Z164-E (pg. 143)	R1270-A5-V	Z191-CA (pg. 152)	R1520-CA	-TS	Vandal proof	-6
Z164-ES (pg. 143)	R1270-A5-C-V	Z191-G (pg. 152)	R1520-13	-VP	Vandal proof	-6
Z164-G (pg. 143)	R1270-A5-13	Z191-RD (pg. 153)	R1530	-W2	2" Internal water dam	-W2
Z164-SC (pg. 143)	R1270-A5-C	Z191-RD-G (pg. 153)	R1530-13	-W3	3" Internal water dam	-W3
Z164-SS (pg. 143)	R1270-A5-83	Z192 (pg. 152)	R1510	-W4	4" Internal water dam	-W4
Z164-VP (pg. 143)	R1270-A5-6	Z192-G (pg. 152)	R1510-13	-XJ	Expansion joint	R1900
Z164-XJ (pg. 143)	R1270-A5 w/R1900	Z192-12 (pg. 152)	R1510-12	-Y	Sediment bucket	-5
Z164-84 (pg. 143)	R1270-A5-G	Z192-18 (pg. 152)	R1510-18	-10	Parabolic weir	-F
Z164-85 (pg. 143)	R1270-A5-JC	Z192-24 (pg. 152)	R1510-24	-84	Ballast guard	-G
Z165 (pg. 130)	R1150	Z193 (pg. 155)	R1930	-85	Ballast grd with sec.clamp -JC	
Z165-AR (pg. 130)	R1150-11	Z195 (pg. 154)	R1850	-89	2" external water dam	-R
Z165-BS (pg. 130)	R1150-M-83	Z196		-90	Threaded side outlet body. -90	
Z165-E (pg. 130)	R1150-V	Z197				
Z165-G (pg. 130)	R1150-M-13	Z198 (pg. 153)	R1640			
Z165-SC (pg. 130)	R1150-C	Z198-G (pg. 153)	R1640-13			
Z165-SS (pg. 130)	R1150-M-83	Z198-8 (pg. 153)	R1640-8			
Z165-VP (pg. 130)	R1150-6	Z198-11 (pg. 153)	R1640-11			
Z165-XJ (pg. 130)	R1150 w/R1900	Z198-13 (pg. 153)	R1640-13			
Z165-84 (pg. 130)	R1150-G	Z198-17 (pg. 153)	R1640-17			
Z166 (pg. 155)	R1930	Z198-22 (pg. 153)	R1640-22			
Z180 (pg. 150)	R1400	Z199 (pg. 156)	R1940			
Z180-FS (pg. 150)	R1400-14	Z199-DC (pg. 158)	R1960			
Z180-G (pg. 150)	R1400-13	Z199-10" (pg. 156)	R1950			
Z180-HD (pg. 150)	R1400-HM	ZAB199 (pg. 156)	R1940-2			
Z180-VP (pg. 150)	R1400-6	ZANB199 (pg. 156)	R1940-1			
Z180-4 (pg. 150)	R1400	ZARB199 (pg. 156)	R1940-2RB			
Z180-8 (pg. 150)	R1400	ZS110-9 (pg. 159)	R1100-28-G8H			
ZB180 (pg. 150)	R1400-2	ZS110-9-AI (pg. 159)	R1100-28-G8H-AI			
ZN180 (pg. 150)	R1400-1	ZS199-HC (pg. 158)	R1960			
ZRB180 (pg. 150)	R1400-2RB					
Z181 (pg. 150)	R1400					
ZB181 (pg. 150)	R1400-2					
ZN181 (pg. 150)	R1400-1					
Z181-BS (pg. 150)	R1400-83					
Z181-C (pg. 38)	F1100-C-K-40*					
Z181-FS (pg. 150)	R1400-14					
Z181-G (pg. 150)	R1400-13					
Z181-HD (pg. 150)	R1400-HM					
Z181-R (pg. 38)	F1100-C-K-40-41*					
Z181-VP (pg. 150)	R1400-6					
Z181-8 (pg. 150)	R1400					
Z182 (pg. 151)	R1420					
ZB182 (pg. 151)	R1420-2					
ZN182 (pg. 151)	R1420-1					
ZRB182 (pg. 151)	R1420-2RB					
Z182-FS (pg. 151)	R1420-14					
Z182-G (pg. 151)	R1420-13					
Z182-HD (pg. 151)	R1420-HM					
Z182-VP (pg. 151)	R1420-6					
Z182-45 (pg. 151)	R1410					
Z185 (pg. 151)	R1420					
ZB185 (pg. 151)	R1420-2					
ZN185 (pg. 151)	R1420-1					
Z185 (pg. 151)	R1420					
Z185-FS (pg. 151)	R1420-14					
Z185-G (pg. 151)	R1420-13					
Z185-HD (pg. 151)	R1420-HM					
Z185-VP (pg. 151)	R1420-6					
Z185-45 (pg. 151)	R1410					
Z187 (pg. 148)	R1300T					
Z187-BS (pg. 148)	R1300T-83					
Z187-FG (pg. 149)	R1320T					
Z187-G (pg. 148)	R1300T-13					
Z187-TS (pg. 148)	R1300T-6					
Z187-V (pg. 282)	BV1210					
Z187-VP (pg. 148)	R1300T-6					
ZB187 (pg. 148)	R1300T-2					
ZN187 (pg. 148)	R1300T-1					
ZRB187 (pg. 148)	R1300T-2RB					
Z189 (pg. 149)	R1330T					
Z189-BS (pg. 149)	R1330T-83					
Z189-G (pg. 149)	R1330T-13					
Z189-OB (pg. 148)	R1330T-6					
Z189-TS (pg. 149)	R1330T-6					
Z189-VP (pg. 149)	R1330T-6					
ZN189-90 (pg. 149)	R1330T					
ZB189 (pg. 149)	R1330T-2					
ZN189 (pg. 149)	R1330T-1					
Z190 (pg. 155)	R1900					
Z191 (pg. 152)	R1520					

FLOOR AND AREA DRAINS

ZURN	MIFAB
Z210 (pg. 302)	A1 body
Z211 (pg. 302)	A1 body
Z211-G (pg. 302)	A1-13 body
Z211-P (pg. 302)	A1 body
Z211-210 (pg. 302)	A1 body
ZN211-B (pg. 33)	F1100-1
ZN211-B-G (pg. 33)	F1100-1-13
ZN211-B-P (pg. 33)	F1100-1-7
ZN211-B-VP (pg. 33)	F1100-1-6
ZN211-B-X (pg. 33)	F1100-1-8
ZN211-B-Y (pg. 33)	F1100-1-5
ZN-211-B-210 (pg. 33)	F1100-1
ZN211-B-210-WD (pg. 43)	F1100-1-Z
ZN211-BE (pg. 35)	F1100-EF-1
ZN211-BE-G (pg. 35)	F1100-EF-1-13
ZN211-BE-P (pg. 35)	F1100-EF-1-7
ZN211-BE-VP (pg. 35)	F1100-EF-1-6
ZN211-BE-X (pg. 35)	F1100-EF-1-8
ZN211-BE-Y (pg. 35)	F1100-EF-1-5
ZN211-BE-210 (pg. 35)	F1100-EF-1
ZN211-BF (pg. 35)	F1100-EG-1
ZN211-BF-G (pg. 35)	F1100-EG-1-13
ZN211-BF-P (pg. 35)	F1100-EG-1-7
ZN211-BF-VP (pg. 35)	F1100-EG-1-6
ZN211-BF-X (pg. 35)	F1100-EG-1-8
ZN211-BF-Y (pg. 35)	F1100-EG-1-5
ZN211-BF-210 (pg. 35)	F1100-EG-1
ZN211-F (pg. 35)	F1100-EG-1
ZN211-F-G (pg. 35)	F1100-EG-1-13
ZN211-F-P (pg. 35)	F1100-EG-1-7
ZN211-F-VP (pg. 35)	F1100-EG-1-6
ZN211-F-X (pg. 35)	F1100-EG-1-8
ZN211-F-210 (pg. 35)	F1100-EG-1
ZN211-Y (pg. 39)	F1100-S-1
ZN211-Y-G (pg. 39)	F1100-S-1-13
ZN211-Y-P (pg. 39)	F1100-S-1-7
ZN211-Y-VP (pg. 39)	F1100-S-1-6
ZN211-Y-X (pg. 39)	F1100-S-1-8
ZN211-Y-Y (pg. 39)	F1100-S-1-5
ZN211-Y-210 (pg. 39)	F1100-S-1
ZX211-A (pg. 33)	F1100-4
ZX211-A5 (pg. 33)	F1100-5-4
ZX211-A-G (pg. 33)	F1100-4-13
ZX211-A-P (pg. 33)	F1100-4-7
"X" Contact MIFAB	
ZX211-A-VP (pg. 33)	F1100-4-6
ZX211-A-X (pg. 33)	F1100-4-8
ZX211-A-Y (pg. 33)	F1100-4-5
ZX211-A-210 (pg. 33)	F1100-4
ZX211-Y (pg. 39)	F1100-S8-4
ZX211-Y-G (pg. 39)	F1100-S8-4-13
ZX211-Y-P (pg. 39)	F1100-S8-4-7
ZX211-Y-VP (pg. 39)	F1100-S8-4-6
ZX211-Y-X (pg. 39)	F1100-S8-4-8
ZX211-Y-Y (pg. 39)	F1100-S8-4-5
ZX211-Y-210 (pg. 39)	F1100-S8-4
ZXN211-A (pg. 42)	F1100-X-1
ZXN211-A5 (pg. 42)	F1100-X5-1
ZXN211-A6 (pg. 42)	F1100-X6-1
ZXN211-A-G (pg. 42)	F1100-X-1-13
ZXN211-A-P (pg. 42)	F1100-X-1-7
ZXN211-A-VP (pg. 42)	F1100-X-1-6
ZXN211-A-X (pg. 42)	F1100-X-1-8
ZXN211-A-Y (pg. 42)	F1100-X-1-5
ZXN211-A-210 (pg. 42)	F1100-X-1

ROOF DRAIN OPTIONAL VARIATIONS

ZURN PREFIX	MIFAB SUFFIX
Z	Std.
ZA	M-80
ZAB	-2
ZANB	-1
ZARB	-2RB
ZB	-2
ZC	-M
ZN	-1
ZRB	-81
ZURN SUFFIXES	
-AC	Deck clamp
-AR	Acid res. epoxy coating
-AW	Adjustable water dam
-BS	SS mesh scr. over dome
-C	Underdeck clamp
-DB	Deep sump body
-DE	Deck Extension
-DG	Ductile iron grate
-DP	Roof deck plate
-DR	Top Set drain riser
-DS	Deep sump body
-DX	Extended wide flange
-E	Fixed extension
-EA	Adjustable extension
-EB	Extension
-F	Flat grate
-FG	Flush grate
-FS	Flat strainer
-G	All galvanized
-GD	Galvanized metal dome
-HD	Aluminum dome strainer
-IC	Inside caulk connection
-IP	Threaded connection
-NH	No hub connection
-NL	Push on connection
-R	Sump receiver
-RD	Round inlet and outlet
-S	Secondary strainer
-SC	Secondary clamp
-SD	Standpipe
-SS	SS mesh covered dome
-SSM	SS mesh covered dome
-T	Square top
-TC	Push on gasket w/ test cap

ZXN211-H (pg. 43)	F1100-XS6-1	ZB328-4 (pg. 46)	F4-1	ZB400-N (pg. 46)	N-1 (specify dia.)
ZXN211-H-G (pg. 43)	F1100-XS6-1-13	ZB328-6 (pg. 46)	F6-1	ZB400-O (pg. 46)	FT6-1
ZXN211-H-P (pg. 43)	F1100-XS6-1-7	ZN328-4 (pg. 46)	F4-1	ZB400-P (pg. 47)	WD-3
ZXN211-H-VP (pg. 43)	F1100-XS6-1-6	ZN328-6 (pg. 46)	F6-1	ZB400-S (pg. 47)	S5-1 (specify size)
ZXN211-H-X (pg. 43)	F1100-XS6-1-8	Z328-AR (pg. 46)	F4-50-11	ZB400-5S (pg. 47)	S5-2
ZXN211-H-Y (pg. 43)	F1100-XS6-1-5	Z328-G (pg. 46)	F4-50-11	ZB400-6S (pg. 47)	S6-1
ZXN211-H-210 (pg. 43)	F1100-XS6-1	Z329 (pg. 46)	G	ZB400-7S (pg. 47)	S8-1
ZXN211-Y (pg. 43)	F1100-XS8-1	Z329-7 (pg. 46)	J-50	ZB400-8S (pg. 47)	S8-1
ZXN211-Y8 (pg. 43)	F1100-XS8-1	Z329-9 (pg. 46)	G-50	ZB400-9S (pg. 47)	S10-1
ZXN211-Y-G (pg. 43)	F1100-XS8-1-13	ZB329-7 (pg. 46)	J-1	ZB400-10S (pg. 47)	S10-1
ZXN211-Y-P (pg. 43)	F1100-XS8-1-7	ZB329-9 (pg. 46)	G-1	ZB400-SC (pg. 47)	SD6-3
ZXN211-Y-VP (pg. 43)	F1100-XS8-1-6	ZN329-7 (pg. 46)	J-1	ZB400-SH (pg. 47)	SHG-3 (specify size)
ZXN211-Y-X (pg. 43)	F1100-XS8-1-8	ZN329-9 (pg. 46)	G-1	ZB400-SL (pg. 47)	ZS-1
ZXN211-Y-Y (pg. 43)	F1100-XS8-1-5	Z329-AR (pg. 46)	G-50-11	ZB400-T (pg. 47)	T-3 (specify dia.)
ZXN211-Y-210 (pg. 43)	F1100-XS8-1	Z329-G (pg. 46)	G-50-11	ZN400-5B (pg. 46)	5-2
Z221 (pg. 52)	F1240	Z348 (pg. 76)	F1820	ZN400-6B (pg. 46)	6-1
Z221-G (pg. 52)	F1240-13	ZB348 (pg. 76)	F1820-81	ZN400-7B (pg. 46)	7-1
Z221-P (pg. 52)	F1240-7	Z348-G (pg. 76)	F1820-13	ZN400-8B (pg. 46)	8-1
Z221-VP (pg. 52)	F1240-6	Z348-TC (pg. 76)	F1820-TC	ZN400-10B (pg. 46)	10-1
Z221-X (pg. 52)	F1240-8	Z349 (pg. 77)	F1830-PL-50	ZN400-BF (pg. 46)	EG-1
Z221-Y (pg. 52)	F1240-5	ZB349 (pg. 77)	F1830-PL	ZN400-BL (pg. 47)	Z5-1
Z300 (pg. 74)	F1650-G	ZN349 (pg. 77)	F1830-PL	ZN400-BZ (pg. 47)	5-1-CL
ZB300 (pg. 74)	F1650-G-1	ZN349-C (pg. 77)	F1830-PL-3-40	ZN400-C (pg. 46)	HG-3
ZN300 (pg. 74)	F1650-G-1	ZN349-G (pg. 77)	F1830-PL-3-13	ZN400-D (pg. 47)	VD-3
ZN300-C (pg. 74)	F1650-G-1	ZN349-SD (pg. 77)	F1830-PL-3-79	ZN400-E (pg. 46)	EF-1
ZN300-DX (pg. 74)	F1650-G-1-Z	ZN349-SS (pg. 77)	F1830-PL-3-83	ZN400-F (pg. 46)	EG-1
ZN300-FG (pg. 74)	F1650-G-1-A	Z350 (pg. 77)	F1830-P	ZN400-G (pg. 46)	K-1
ZN300-IG (pg. 74)	F1650-G-1-6	ZB350 (pg. 77)	F1830-P-3	ZN400-H (pg. 46)	FC-1 (specify dia.)
ZN300-NE	"X"	ZN350 (pg. 77)	F1830-P-3	ZN400-I (pg. 46)	ER-1 (specify dia.)
ZN300-ST	"X"	ZN350-C (pg. 77)	F1830-P-3-40	ZN400-J (pg. 46)	RS-1 (specify size)
ZN300-VP (pg. 74)	F1650-G-1-6	ZN350-G (pg. 77)	F1830-P-3-13	ZN400-K (pg. 46)	AS-1
ZN300-WB (pg. 74)	See F1670	ZN350-P (pg. 77)	F1830-P-3-7	ZN400-M (pg. 46)	5-1-TFB
Z310 (pg. 74)	F1650	ZN350-PL (pg. 77)	F1830-P-3	ZN400-N (pg. 46)	N-1 (specify dia.)
ZB310 (pg. 74)	F1650-1	ZN350-PS (pg. 77)	F1830-P-3-43	ZN400-O (pg. 46)	FT6-1
ZN310 (pg. 74)	F1650-1	ZN350-SD (pg. 77)	F1830-P-3-79	ZN400-P (pg. 47)	WD-3
ZN310-C (pg. 74)	F1650-1	ZN350-SS (pg. 77)	F1830-P-3-83	ZN400-R (pg. 46)	FC-1
ZN310-DX (pg. 74)	F1650-1-Z	Z352 (pg. 76)	F1810-13	ZN400-S (CAN) (pg. 46)	DD-1
ZN310-FG (pg. 74)	F1650-1-A	Z352-G (pg. 76)	"X" Contact MIFAB	ZN400-S (USA) (pg. 47)	S5-1 (spec.size)
ZN310-IG (pg. 74)	F1650-1-6	Z352-VP (pg. 76)	F1810-6	ZN400-5S (pg. 47)	S5-1
ZN310-ST	"X"	Z352-45 (pg. 76)	F1810-45	ZN400-6S (pg. 47)	S6-1
ZN310-VP (pg. 74)	see F1670	Z352-90 (pg. 76)	F1810-90	ZN400-7S (pg. 47)	S8-1
ZN310-WB (pg. 74)	F1320-25-1	ZRB352 (pg. 76)	F1810-81	ZN400-8S (pg. 47)	S8-1
Z315 (pg. 53)	F1320-25-1	Z355 (pg. 49)	F1160	ZN400-9S (pg. 47)	S10-1
ZB315 (pg. 53)	F1320-25-1	ZB355 (pg. 49)	F1160-1	ZN400-10S (pg. 47)	F1160
ZN315 (pg. 53)	F1320-25-1-13	ZN355 (pg. 49)	F1160-1	ZN400-SC (pg. 47)	SD6-1
ZN315-G (pg. 53)	F1320-25-1-6	ZN355-CP (pg. 49)	F1160-49	ZN400-SH (pg. 47)	SHG-3 (specify size)
ZN315-HL (pg. 53)	F1320-25-1-7	ZN355-G (pg. 49)	F1160-1-13	ZN400-SL (pg. 47)	ZS-1
ZN315-P (pg. 53)	F1320-25-1-TC	Z356 (pg. 50)	F1170	ZN400-SZ (pg. 47)	S5-1
ZN315-TC (pg. 53)	F1320-25-1-8	ZB356 (pg. 50)	F1170-C-5-1*	ZN400-T (pg. 47)	T-3 (specify size)
ZN315-V (pg. 53)	F1660	ZN356 (pg. 50)	F1170-C-5-1*	ZN400-U (pg. 46)	DD-1
Z319 (pg. 74)	F1660-1	ZN356-BP (pg. 50)	F1170-C-5-1-34B*	ZN400-Y (pg. 47)	S5-1 (specify size)
ZB319 (pg. 74)	F1660-1-Z	ZN356-G (pg. 50)	F1170-C-5-1-13*	ZS400-B (pg. 46)	5-3* (Spec. dia.)
ZN319 (pg. 74)	F1660-1-13	ZN356-J (pg. 50)	F1170-C-5-1*	ZS400-5B (pg. 46)	5-3
ZN319-DX (pg. 74)	F1660-1-7	ZN356-J2 (pg. 50)	F1170-C-5-1*	ZS400-6B (pg. 46)	6-3
ZN319-G (pg. 74)	F1660-1-8	ZN356-J3 (pg. 50)	F1170-C-5-1*	ZS400-7B (pg. 46)	7-3
ZN319-P (pg. 74)	F1660-1-6	ZN356-VP (pg. 50)	F1170-C-5-1-6*	ZS400-8B (pg. 46)	8-3
ZN319-V (pg. 74)	see F1670	Z400-M (pg. 46)	5-1-TFB	ZS400-10B (pg. 46)	10-3
ZN319-VP (pg. 74)	F1660-1-5	Z400-N (pg. 46)	N	ZS400-S (pg. 47)	S5-3 (Spec. size)
ZN319-WB (pg. 74)	F1650-ER9-HG5-3-11	Z400-7N (pg. 46)	N7	ZX400-A (pg. 46)	5-4
ZN319-Y (pg. 74)	F1650-ER9-HG5-3-11	Z400-9N (pg. 46)	N9	ZX400-Y (pg. 47)	S8-4
Z320 (pg. 74)	F1650-ER9-HG5-3-11	Z400-SR (CLPB) (pg. 46)	MI-STAND	ZXN400-A (pg. 47)	X-1 (specify size)
ZB320 (pg. 74)	F1650-ER9-HG5-3-11	Z400-U (pg. 46)	DD-50	ZXN400-H (pg. 47)	XS6-1
ZN320 (pg. 74)	F1650-ER9-HG5-3	Z400-18 (pg. 47)	SPR	ZXN400-Y (pg. 47)	XS8-1
ZN320-DC (pg. 74)	F1650-ER9-HG5-3-11-13	ZB400-B (pg. 46)	5-1	Z414 (pg. 46)	F-50
ZN320-G (pg. 74)	F1650-ER9-HG5-3-8-11	ZB400-5B (pg. 46)	5-2	Z414-1 (pg. 46)	G-50
ZN320-V (pg. 74)	F1650-ER9-HG5-3-6-11	ZB400-6B (pg. 46)	6-1	Z414-4 (pg. 46)	F4-50
ZN320-VP (pg. 74)	see F1670	ZB400-7B (pg. 46)	7-1	Z414-6 (pg. 46)	F6-50
ZN320-WB (pg. 74)	F1790	ZB400-8B (pg. 46)	8-1	ZN414 (pg. 46)	F-1
Z325 (pg. 75)	F1790-21	ZB400-10B (pg. 46)	10-1	ZN414-1 (pg. 46)	G-1
Z325-DB (pg. 75)	F1790-13	ZB400-BL (pg. 47)	Z5-1	ZN414-4 (pg. 46)	F4-1
Z325-G (pg. 75)	F1790-21	ZB400-C (pg. 46)	HG-3	ZN414-6 (pg. 46)	F6-1
Z325-S (pg. 75)	F1780	ZB400-D (pg. 47)	VD-3	Z415 body (pg. 302)	A1 body w/A1-C2
Z326 (pg. 75)	F1780-11	ZB400-E (pg. 46)	VD-3	Z415 (pg. 33)	F1100-C*
Z326-AR (pg. 75)	F1780-21	ZB400-G (pg. 46)	ED-1	Z415-B (pg. 33)	F1100-C*
Z326-DB (pg. 75)	F1780-21	ZB400-H (pg. 46)	K-1	Z415-BL (pg. 43)	F1100-C-Z*
Z326-G (pg. 75)	F1780-13	ZB400-I (pg. 46)	FC-1 (specify dia.)	Z415-BZ (pg. 33)	F1100-C*
Z326-S (pg. 75)	F1780-21	ZB400-J (pg. 46)	ER-1 (specify dia.)	Z415-C (pg. 37)	F1000-C-HG*
Z328 (pg. 46)	-F4	ZB400-K (pg. 46)	RS-1 (specify size)	Z415-D (pg. 41)	F1000-C-VD*
Z328-4 (pg. 46)	F4-50	ZB400-M (pg. 46)	AS-1	Z415-E (pg. 35)	F1100-C-EF*
Z328-6 (pg. 46)	F6-50		5-2-TFB	Z415-G (pg. 38)	F1100-C-K*

CROSS REFERENCE

Z415-H (pg. 36)	F1100-C-FC*	Z509 (pg. 56)	F1340-C-Y-Q-4*	Z546 "X"
Z415-I (pg. 36)	F1100-C-ER*	Z509-T (pg. 63)	F1440-Y-Q-4	Z547 "X"
Z415-J (pg. 39)	F1100-C-RS*	ZB509 (pg. 56)	F1340-C-Y-Q-1*	Z548	(pg. 60) F1370-17-4
Z415-K (pg. 34)	F1100-C-AS*	ZN509 (pg. 56)	F1340-C-Y-Q-1*	ZB548	(pg. 60) F1370-17-1
Z415-M (pg. 33)	F1100-C-5-3-TFB*	Z511 (pg. 54)	F1330C-4	ZN548	(pg. 60) F1370-17-1
Z415-N (pg. 38)	F1100-C-N*	ZB511 (pg. 54)	F1330C-1	Z550	(pg. 53) F1320-C-Y-14-4*
Z415-O (pg. 37)	F1100-C-FT6*	ZN511 (pg. 54)	F1330C-1	ZB550	(pg. 53) F1320-C-Y-14-1*
Z415-P (pg. 42)	F1100-C-WD*	Z512 (pg. 54)	F1340-Y-4	ZN550	(pg. 53) F1320-C-Y-14-1*
Z415-S (CAN) (pg. 34)	F1100-C-DD*	ZN512 (pg. 54)	F1340-Y-1	Z551	(pg. 52) F1240
Z415-S (USA) (pg. 39)	F1100-C-S*	Z512-T (pg. 62)	F1440-Y-14-4	ZB551	(pg. 52) F1240-1
Z415-SC (pg. 40)	F1100-C-SD6*	Z513 (pg. 61)	F1430C-5-4	Z533	(pg. 53) F1320-14
Z415-SH (pg. 40)	F1000-C-SHG*	ZB513 (pg. 61)	F1430C-5-1	Z554	(pg. 53) F1320-C-TFB-4*
Z415-SL (pg. 44)	F1100-C-ZS*	ZN513 (pg. 61)	F1430C-5-1	ZB554	(pg. 53) F1320-C-TFB-1*
Z415-SZ (pg. 33)	F1100-C*	Z516 (pg. 54)	F1340-C-14-4*	ZN554	(pg. 53) F1320-C-TFB-1*
Z415-T (pg. 41)	F1000-C-T*	Z517 (pg. 54)	F1330C-33-4	Z555	(pg. 52) F1300-C-4*
ZN415-B (pg. 33)	F1100-C-5-1*	ZB517 (pg. 54)	F1330C-33-1	ZN555	(pg. 52) F1300-C-1*
ZN415-BL (pg. 43)	F1100-C-Z5-1*	ZN517 (pg. 54)	F1330C-33-1	Z556 (CAN)	(pg. 53) F1300-C-4*
ZN415-C (pg. 37)	F1000-C-HG-3*	Z520 (pg. 53)	F1320-C-4*	Z556 (USA)	(pg. 53) F1320-C-Y-14-4*
ZN415-D (pg. 41)	F1000-C-VD-3*	Z520-T (pg. 61)	F1420-C-4*	ZN556 (CAN)	(pg. 53) F1300-C-1*
ZN415-E (pg. 35)	F1100-C-EF-1*	Z521 (pg. 54)	F1340-4	ZN556 (USA)	(pg. 53) F1320-C-Y-14*
ZN415-G (pg. 38)	F1100-C-K-1*	Z521-T (pg. 52)	F1440-4	Z560	(pg. 61) F1420
ZN415-H (pg. 36)	F1100-C-FC7-1*	ZB521 (pg. 54)	F1340-1	Z566	(pg. 78) F1860
ZN415-I (pg. 36)	F1100-C-ER-1*	ZB521-T (pg. 62)	F1440-1	Z566-GT	(pg. 78) F1860-16-4
ZN415-J (pg. 39)	F1100-C-RS-1*	ZN521 (pg. 54)	F1340-1	ZB566	(pg. 78) F1860-1
ZN415-K (pg. 34)	F1100-C-AS-1*	ZN521-T (pg. 62)	F1440-1	ZB566-GT	(pg. 78) F1860-16-1
ZN415-M (pg. 33)	F1100-C-5-3-TFB*	Z525 (pg. 53)	F1320-C-14-4*	ZN566	(pg. 78) F1860-1
ZN415-N (pg. 38)	F1100-C-N-1*	ZN525 (pg. 53)	F1320-C-14-1*	ZN566-GT	(pg. 78) F1860-16-1
ZN415-O (pg. 37)	F1100-C-FT6-1*	Z525-T (pg. 61)	F1420-C-Y-4*	Z568	(pg. 78) F1870
ZN415-P (pg. 42)	F1100-C-WD-3*	Z526 (pg. 54)	F1340-14-4	Z568-GT	(pg. 78) F1870-16-4
ZN415-S (pg. 39)	F1100-C-S-1*	ZN526 (pg. 54)	F1340-14-1	ZB568	(pg. 78) F1870-1
ZN415-SC (pg. 40)	F1100-C-SD6-3*	Z526-T (pg. 62)	F1440-Y-14-4	ZB568-GT	(pg. 78) F1870-16-1
ZN415-SH (pg. 40)	F1000-C-SHG-3*	Z529 (pg. 53)	F1320-25-1	ZN568	(pg. 78) F1870-1
ZN415-SL (pg. 44)	F1100-C-ZS-1*	ZB529 (pg. 53)	F1320-25-1	ZN568-GT	(pg. 78) F1870-16-1
ZN415-T (pg. 41)	F1000-C-T-3*	ZN529 (pg. 53)	F1320-25-1	Z572	(pg. 75) F1720
ZN415-M (pg. 33)	F1100-C-5-1-TFB*	Z530 (pg. 53)	F1320-Y-14-Z-4-5	ZB572	(pg. 75) F1720-1
ZN415-Y (pg. 43)	F1000-C-XS-1*	ZB530 (pg. 53)	F1320-Y-14-Z-1-5	ZN572	(pg. 75) F1720-1
ZX415-A (pg. 33)	F1100-C-5-4*	ZN530 (pg. 53)	F1320-Y-14-Z-1-5	Z573	(pg. 46) RS48-NH-1
ZS415-B (pg. 32)	F1000-C*	Z531 (pg. 53)	F1320-C-Z-4*	Z574	(pg. 46) RS412-NH
ZS415-S (pg. 39)	F1000-C-S*	ZB531 (pg. 53)	F1320-C-Z-1*	ZB574	(pg. 46) RS412-NH-1
ZX415-Y8 (pg. 43)	F1100-C-XS8-4*	ZN531 (pg. 53)	F1320-C-Z-1*	ZN574	(pg. 46) RS412-NH-1
ZXN415-A (pg. 43)	F1100-C-XSG-1*	Z532 (pg. 54)	F1340-14-5-Z-4	Z575	(pg. 75) F1760-FL-4-22
ZXN415-H (pg. 43)	F1100-C-XS6-1*	ZB532 (pg. 54)	F1340-14-5-Z-1	ZB575	(pg. 75) F1760-FL-1-22
Z420 (pg. 51)	F1210C	ZN532 (pg. 54)	F1340-14-5-Z-1	ZN575	(pg. 75) F1760-FL-1-22
Z450 (pg. 48)	F1120-C*	Z533 (pg. 68)	F1530	Z576	(pg. 75) F1760-FL-4
Z450-B (pg. 48)	F1120-C*	ZB533 (pg. 68)	F1530-1	ZB576	(pg. 75) F1760-FL-3
ZB450-B (pg. 48)	F1120-C-1*	ZN533 (pg. 68)	F1530-1	ZN576	(pg. 75) F1760-FL-3
ZN450-B (pg. 48)	F1120-C-1*	Z534 (CAN) (pg. 54)	F1340-4	Z585	(pg. 61) F1430-C-Y-4-5*
Z451 (pg. 48)	F1120-C*	ZN534 (CAN) (pg. 54)	F1340-1	ZB585	(pg. 62) F1440-Y-14-4
Z453 (pg. 48)	F1120-C*	ZB534 (CAN) (pg. 54)	F1340-1	ZN585	(pg. 62) F1440-Y-14-4
Z453-B (pg. 48)	F1120-C*	Z534 (USA) (pg. 69)	F1540-4	Z586	(pg. 75) F1760-FL
ZB453-B (pg. 48)	F1120-C-1*	ZB534 (USA) (pg. 69)	F1540-1	ZN586	(pg. 75) F1760-FL-3
ZN453-B (pg. 48)	F1120-C-1*	ZN534 (USA) (pg. 69)	F1540-1	Z587	(pg. 62) F1440-Y-4
Z455 (pg. 48)	F1130C	Z535 (pg. 68)	F1510-80	Z609	(pg. 61) F1420-C-Y-14-4*
Z455-B (pg. 48)	F1130C	Z536 (CAN) (pg. 53)	F1320-C-14-4*	ZB609	(pg. 61) F1420-C-Y-14-1*
ZB455-B (pg. 48)	F1130C-1	ZN536 (CAN) (pg. 53)	F1320-C-14-1*	ZN609	(pg. 61) F1420-C-Y-14-1*
ZN455-B (pg. 48)	F1130C-1	Z536 (USA) (pg. 69)	F1550	Z610	(pg. 62) F1440-C-Y-5-4*
Z456 (pg. 48)	F1130C	ZB536 (USA) (pg. 69)	F1550-1	ZB610	(pg. 62) F1440-C-Y-5-1*
Z456-B (pg. 48)	F1130C	ZN536 (USA) (pg. 69)	F1550-1	ZN610	(pg. 62) F1440-C-Y-5-1*
ZB456-B (pg. 48)	F1130C-1	Z537 (pg. 69)	F1550-16	Z610-H	(pg. 62) F1440-Y-4
ZN456-B (pg. 48)	F1130C-1	ZB537 (pg. 69)	F1550-16-1	ZN610-H	(pg. 62) F1440-Y-1
Z460B (pg. 44)	F1100-90	ZN537 (pg. 69)	F1550-16-1	Z610-H-ADJ	(pg. 62) F1440-C*
Z461 (pg. 47)	S5-1 with MI-HUB-42	Z538 (CAN) (pg. 53)	F1320-C-4*	ZN610-H-ADJ	(pg. 62) F1440-C-1*
Z499B (see CLPB)	All Star Cover	ZN538 (CAN) (pg. 53)	F1320-C-1*	Z611	(pg. 61) F1430C-Y-4
Z499S (see CLPB)	All Star Cover	Z538 (USA) (pg. 57)	F1350-C-TFB-4*	ZB611	(pg. 61) F1430C-Y-1
Z503 (pg. 59)	F1360-Y	ZB538 (USA) (pg. 57)	F1350-C-TFB-1*	ZN611	(pg. 61) F1430C-Y-1
ZB503 (pg. 59)	F1360-Y-1	ZN538 (USA) (pg. 57)	F1350-C-TFB-1*	Z624	(pg. 72) F1620-C-4
ZN503 (pg. 59)	F1360-Y-1	Z539 (pg. 57)	F1350-C-4-5*	ZB624	(pg. 72) F1620-C-4
Z504 (pg. 56)	F1340-Y-Q-14-4	ZB539 (pg. 57)	F1350-C-1-5*	ZN624	(pg. 72) F1620-C-1
ZN504 (pg. 56)	F1340-Y-Q-14-1	ZN539 (pg. 57)	F1350-C-1-5*	Z625	(pg. 72) F1600-C*
Z504-T (pg. 63)	F1440-Y-Q-14-4	Z540 (pg. 55)	F1340-C-TFB-4*	ZB625	(pg. 72) F1600-C*
Z505 (pg. 54)	F1340-Y-14-4	ZB540 (pg. 55)	F1340-C-TFB-1*	ZN625	(pg. 72) F1600-C*
ZN505 (pg. 62)	F1440-Y-14-4	ZN540 (pg. 55)	F1340-C-TFB-1*	ZAL625-HY	(pg. 68) F1510-80
Z505-T (pg. 54)	F1340-Y-14-1	Z541 (pg. 54)	F1340-C-Y-14-5-4*	Z626	(pg. 174) C1200-C-R*
Z506 (pg. 56)	F1340-Y-Q-14-90-4	ZB541 (pg. 54)	F1340-C-Y-14-1-5*	ZB626	(pg. 174) C1200-C-R-1*
Z507 (pg. 52)	F1300-C-Y-4*	ZN541 (pg. 54)	F1340-C-Y-14-1-5*	ZN626	(pg. 174) C1200-C-R-1*
ZB507 (pg. 52)	F1300-C-Y-1*	Z543 (pg. 60)	F1370-C-Y-14-5-4*	Z627	(pg. 72) F1620-C
ZN507 (pg. 52)	F1300-C-Y-1*	ZB543 (pg. 60)	F1370-C-Y-14-5-1*	ZB627	(pg. 72) F1620-C-1*
Z508 (pg. 53)	F1320-C-Y-4*	ZN543 (pg. 60)	F1370-C-Y-14-5-1*	ZN627	(pg. 72) F1620-C-1*
ZB508 (pg. 53)	F1320-C-Y-1*	Z544 (pg. 59)	F1360-Y-5	Z629	(pg. 282) BV1210
ZN508 (pg. 53)	F1320-C-Y-1*	Z545 (pg. 59)	F1360-C-Y-14-4*	ZB629	(pg. 282) BV1210-1

CROSS REFERENCE

ZN629	(pg. 282)	BV1210-1	-IG
Z645	(pg. 70)	F1560	-J
ZB645	(pg. 70)	F1560-3	-J1
ZN645	(pg. 70)	F1560-3	-J2
Z662	(pg. 65)	F1460-C-Y-5-4*	-J3
ZB662	(pg. 65)	F1460-C-Y-5*	-J4
Z662-HF	(pg. 65)	F1460-C-Y-5*	-J5
Z664	(pg. 86)	T1320-FL-4	-K
ZB664	(pg. 86)	T1320-FL-3	-KC
ZN664	(pg. 86)	T1320-FL-3	-L
Z665	(pg. 86)	T1350-FL-4	-LG
ZB665	(pg. 86)	T1350-FL-3	-LV
ZN665	(pg. 86)	T1350-FL-3	-LY
Z667	(pg. 86)	T1320-FL-4	-M
ZB667	(pg. 86)	T1320-FL-3	-NE
ZN667	(pg. 86)	T1320-FL-3	-OF
Z668	(pg. 75)	F1760-FL	-P
Z670	(pg. 78)	F1840-42	-PD
Z673	(pg. 71)	F1580-FLC-4-5	-PH
Z675	(pg. 62)	F1440-5-4	
Z676	(pg. 62)	F1440-4	
ZB676	(pg. 62)	F1440-1	
ZN676	(pg. 62)	F1440-1	
Z679	(pg. 73)	F1640	
ZB679	(pg. 73)	F1640-1	
ZN679	(pg. 73)	F1640-1	
Z690	(pg. 60)	F1370-18	
Z730	(pg. 49)	F1140C	
ZB730	(pg. 49)	F1140C-9-1	
ZN730	(pg. 49)	F1140C-9-1	
Z742	(pg. 49)	F1140C	
Z753	(pg. 283)	BY1290	
Z761	(pg. 187)	C1600-M	

Integral grate	-21
Aux. inlet	-J
1 Aux. inlet 1-1/2" or 2"	-J1
2 Aux. inlets 1-1/2" or 2"	-J2
3 Aux. inlets 1-1/2" or 2". -J3	-J3
4 Aux. inlets 1-1/2" or 2". -J4	-J4
4 Aux. inlets 1-1/2" or 2". -J5	-J5
Anchor flange	-FL
Anch. fl. with memb	Cl.-FLC
Locking device	-6
Less grate	"X"
Less backwater valve	"X"
Less bucket	"X"
Side outlet adaptor	"X"
Spark proof Non-conductive top	"X"
6" x 3" x1" funnel	-J
Trap primer tapping	-7
Promenade deck drain	"X"
3/8" Dia. Open	Std

Z792	(pg. 85)	T1200-F-4
ZAB792	(pg. 85)	T1200-F-4-3
ZANB792	(pg. 85)	T1200-F-4-3
ZARB792	(pg. 85)	T1200-F-4-3
Z792-F or -L	(pg. 85)	T1200-F-4
ZAB792-F or -L	(pg. 85)	T1200-F-4-3
ZANB792-F or -L	(pg. 85)	1200-F-4-3
Z793	(pg. 85)	T1200-4
Z793-F or -L	(pg. 85)	T1200-F-4
Z794	(pg. 85)	T1200-4
ZAB794	(pg. 85)	T1200-4-3
ZANB794	(pg. 85)	T1200-4-3
ZARB794	(pg. 85)	T1200-4-3
Z794-F or -L	(pg. 85)	T1200-F-4
ZAB794-F or -L	(pg. 85)	T1200-F-4-3
ZANB794-F or -L	(pg. 85)	T1200-F-4-3
Z796	(pg. 85)	T1200-F2
ZF799-75	(pg. 70)	F1570A-4
ZF799-75-AF	(pg. 70)	F1570-4
ZF799-76	(pg. 70)	F1570A-4-SIT
ZF799-76-AF	(pg. 70)	F1570A-4-SIT

FLOOR AND AREA DRAIN OPTIONAL VARIATIONS CON'T

ZURN	MIFAB
-PS	Perforated standpipe -42
-R	Sump receiver -41
-RD6	6" Dia. 304 SS top -6-3
-RD7	7" Dia. 304 SS top -7-3
-RD8	8" Dia. 304 SS top -8-3
-RD10	10" Dia. 304 SS top -10-3
-S	Secondary strainer -21
-SB	Shallow drain body "X"
-SC	Solid cover -25-1
-SC	Secondary clamp collar (Z627) -C
-SB	Shallow body "X"
-SD	Longer standpipe "X"
-SG	Solid gasktd cover -25-1-G
-SH	Four securing holes "X"
-SNB	Solid nickel bronze grate "X"
-SQ6	6" Sq. 304 SS top S6-3
-SQ8	8" Sq. 304 SS top S8-3
-SS	SS mesh screen dome -83
-SSM	SS mesh scr. over dome "X"
-ST	Solid top -24
-SW	Spanner wrench H-1040
-T	Square top -16
-TG	Tractor grate Standard
-TS	Top sec. with sl. screws -6
-U	Extension adapter -15
-V	Backwater valve -8
-VP	Vandal proof -6
-W	Water closure plug -34
-WB	Water control box F1660
-WS	Wide slotted grate "X"
-X	Squeeze in bw valve -8
-XJ	Expansion joint R1900
-Y	Sediment bucket -5
-YA	Aluminum sed. bucket "X"
-4	4" Diameter funnel -F4
-90	Side outlet body -90

Includes "-C" membrane clamp in areas with waterproof membrane. As a recommended alternate, use F1100 in non membrane areas, delete "-C" membrane clamp.

TRENCH DRAINS

ZURN	MIFAB
Z780	(pg. 85) T1000
Z782	(pg. 85) T1100-4
Z782-F or -L	(pg. 85) T1100-F-4
Z784	(pg. 85) T1200-4-3
ZAB784	(pg. 85) T1200-4-3
ZANB784	(pg. 85) T1200-4-3
ZARB784	(pg. 85) T1200-4-3
Z784-F or -L	(pg. 85) T1200-F-4-3
ZAB784-F or -L	(pg. 85) T1200-F-4-3
ZANB784-F or -L	(pg. 85) T1200-F-4-3

TRENCH DRAIN OPTIONAL VARIATIONS

ZURN	MIFAB
PREFIXES	SUFFIXES
Z	Cl grate w/steel frame -4
ZAB	PB grate and frame -4-3
ZANB	Pol.NB grate & SS Fr -4-3
ZARB	Bronze grate & frame -4-3
ZURN	MIFAB
SUFFIXES	SUFFIXES
-DG	DI slotted grate Std
-G	Galvanized grate -13
-HP	Heel proof grate Std
-LC	Cl long. slotted gr -4
-LD	DI long. slotted gr -4
-TS	Top sec. w/slot. Screws -6
-VP	Vandal proof top -6

TRAPS AND PRIMERS

ZURN	MIFAB
Z1000	(pg. 286) MI-950
Z1005	(pg. 187) C1600
Z1012	(pg. 187) C1600
Z1019	(pg. 286) MI-950-F
ZAB1019	(pg. 286) MI-950-F-1
ZANB1019	(pg. 286) MI-950-F-1
Z1020	(pg. 293) MI-100
Z1021	(pg. 295) MI-750
Z1022-XL	(pg. 292) MI-TSP
Z1022.5SF	(pg. 292) MI-TSP-1
Z1022.5IP	(pg. 292) MI-TSP-2
Z1022.5SFU	(pg. 292) MI-TSP-3
Z1022.5IPU	(pg. 292) MI-TSP-3
Z1023	(pg. 294) MI-600-50
Z1024	(pg. 286) MI-CAG
Z1024-1	(pg. 287) MI-CAG-10T
Z1024-2	(pg. 287) MI-CAG-10T
Z1024-3	(pg. 287) MI-CAG-10T
Z1024-4	(pg. 287) MI-CAG-15T
Z1024-5	(pg. 287) MI-CAG-15T
Z1025	(pg. 287) MI-CAG
Z1025-2	(pg. 287) MI-CAG-20NH
Z1025-3	(pg. 287) MI-CAG-30NH
Z1030	(pg. 285) MI-830
Z1032 "X"
Z1033	(pg. 285) MI-800
Z1034	(pg. 285) MI-800
Z1035	(pg. 79) F1900
Z1035-Q	(pg. 79) F1910
Z1036	(pg. 80) F1920
Z1040	(pg. 285) MI-850
Z1042	(pg. 285) MI-860
Z1043	(pg. 285) MI-860

FLOOR AND AREA DRAIN OPTIONAL VARIATIONS

PREFIXES	SUFFIXES
Z	Cl with cast iron top Std
ZANB	NB body w/ NB top "X"
ZARB	PB body w/ NB top "X"
ZB	Cl body w/ PB top -1
ZN	Cl body w/ NB top -1
ZN	Cl body w/ SS top -3
-A	Aux. vent connection "X"
-AA	Acid resistant epoxy -11
-AR	Acid resistant epoxy -11
-B	Backwater valve -8
-BP	Vandal proof -6
-BS	SS scr. over dome -83
-BT	Bell trap bucket "X"
-C	Membrane clamp -C
-CI	Cast iron grate -4
-CP	Chrome plated top -49
-D	Dome grate -20
-DB	Bottom dome strainer -20
-DC	Less Dura-Coated int "X"
-DF	Deflector grate Std
-DG	Ductile iron grate -4
-DP	Decorative polished top -10
-DS	Ductile iron solid cover "X"
-DX	Extended wide flange -Z
-E	1" Top extension -TE
-EF	3/16" Exterior frame SPR
-ES	12" Extension section "X"
-F	Extension frame A2-XY
-FC	Ext. frame and collar "X"
-FG	Free set grate "X"
-FY	Free standing bucket "X"
	"X" Contact MIFAB
-FS	Floating slab "X"
-G	All galvanized -13
-GG	Galvanized grate -12
-GT	Top grate -16
-H	(Z-504) Hinged grate -9
-HD	Heavy duty slotted grate Std
-HL	Hinged locking grate "X"
-HP	Heel-proof grate Std
-HT	Square, hinged grate -9

CROSS REFERENCE

TRAP AND PRIMERS OPTIONAL VARIATIONS

ZURN		MIFAB
-AR	Acid resistant epoxy	-11
-C	Membrane clamp	-C
-CP	Chrome plated	-49
-DS	Dome strainer	-20
-DU2	2 outlet unit	MI-DU
-DU3	3 outlet unit	MI-DU
-DU4	4 outlet unit	MI-DU
-FC	Adjustable floor CO	Std.
-FL	Flushing connection	-G
-F6	6" funnel	-F6
-G	Galvanized	-13
-LC	Less cleanout & plug	"X"
-P	Trap primer connection	-7
-V	Backwater valve	-8
-3	3/4" female conn	"X"
-3	3/4" T.P. Conn	-3/4"
-7	7" long adapter	"X"

BACKWATER VALVES

ZURN		MIFAB
Z1088	(pg. 284)	BV1300
Z1090	(pg. 281)	BV1000
Z1091	(pg. 283)	BV1280
Z1095	(pg. 281)	BV1000
Z1095-15	(pg. 281)	BV1000
Z1099	(pg. 282)	BV1260

BACKWATER VALVES OPTIONAL VARIATIONS

ZURN		MIFAB
-BC	Bolted cover	Std
-BV	Bronze flapper valve	Std
-G	Galvanized cast iron	-13
-WH	Wheel handle	-WH
-X	Nickel bronze	-1
-12	12" extension	-12
-24	12" extension	-24

"X" Contact MIFAB

GREASE INTERCEPTORS

ZURN		MIFAB
Z1160	(see CLPB)	MCL-G
Z1160-100	(see CLPB)	MCL-G-0
Z1160-200	(see CLPB)	MCL-G-1
Z1160-300	(see CLPB)	MCL-G-2
Z1160-400	(see CLPB)	MCL-G-3
Z1160-500	(see CLPB)	MCL-G-4
Z1160-600	(see CLPB)	MCL-G-5
Z1160-700	(see CLPB)	MCL-G-6
Z1160-800	(see CLPB)	MCL-G-7
Z1165	(pg. 205)	MI-G w/ MI-SOLID
Z1170	(pg. 205)	MI-G
Z1170-100	(pg. 205)	MI-G-0
Z1170-200	(pg. 205)	MI-G-1
Z1170-300	(pg. 205)	MI-G-2
Z1170-400	(pg. 205)	MI-G-3
Z1170-500	(pg. 205)	MI-G-4
Z1170-600	(pg. 205)	MI-G-5
Z1170-700	(pg. 205)	MI-G-6
Z1170-UN	(pg. 201)	MI-G-HLA
Z1170-900	(pg. 206)	XL-MI-G-0
ZS1170	(pg. 207)	MI-G-SS
ZS1170-100	(pg. 207)	MI-G-0-SS
ZS1170-200	(pg. 207)	MI-G-1-SS
ZS1170-300	(pg. 207)	MI-G-2-SS
ZS1170-400	(pg. 207)	MI-G-3-SS
ZS1170-500	(pg. 207)	MI-G-4-SS
ZS1170-600	(pg. 207)	MI-G-5-SS
ZS1170-700	(pg. 207)	MI-G-6-SS
ZS1170-800	(pg. 207)	MI-G-7-SS
ZS1170-900	(pg. 206)	XL-MI-G-0-SS
Z1171	(pg. 205)	MI-G-L
Z1171-500	(pg. 205)	MI-G-L-20

Z1171-700	(pg. 205)	MI-G-L-35
Z1171-800	(pg. 205)	MI-G-L-50
Z1171-TD	(pg. 208)	MI-G-L-SDH
Z1171-TD-500	(pg. 208)	MI-G-L-SDH-20
Z1171-TD-700	(pg. 208)	MI-G-L-SDH-35
Z1171-TD-800	(pg. 208)	MI-G-L-SDH-50
Z1172	(pg. 206)	XL-MI-G
Z1172-900	(pg. 206)	XL-MI-G-0
Z1172-1000	(pg. 206)	XL-MI-G-1
Z1172-1100	(pg. 206)	XL-MI-G-2
Z1172-1200	(pg. 206)	XL-MI-G-3
Z1172-1300	(pg. 206)	XL-MI-G-4
Z1172-1400	(pg. 206)	XL-MI-G-5
Z1172-1500	(pg. 206)	XL-MI-G-6
Z1172-1600	(pg. 206)	XL-MI-G-7
Z1172-1700	(pg. 206)	XL-MI-G-8
Z1172-1800	(pg. 206)	XL-MI-G-8
Z1172-UN	(pg. 206)	XL-MI-G-HLA
Z1173	(pg. 207)	MI-G-SD
Z1173-200	(pg. 207)	MI-G-SD-1
Z1173-300	(pg. 207)	MI-G-SD-2
Z1173-400	(pg. 207)	MI-G-SD-3
Z1173-500	(pg. 207)	MI-G-SD-4
Z1173-600	(pg. 207)	MI-G-SD-5
Z1173-700	(pg. 207)	MI-G-SD-6
Z1173-800	(pg. 207)	MI-G-SD-7
Z1173-900	(pg. 207)	MI-G-SD-8
Z1173-TD	(pg. 208)	MI-G-SDH
Z1173-TD-200	(pg. 208)	MI-G-SDH-1
Z1173-TD-300	(pg. 208)	MI-G-SDH-2
Z1173-TD-400	(pg. 208)	MI-G-SDH-3
Z1173-TD-500	(pg. 208)	MI-G-SDH-4
Z1173-TD-600	(pg. 208)	MI-G-SDH-5
Z1173-TD-700	(pg. 208)	MI-G-SDH-6
Z1173-TD-800	(pg. 208)	MI-G-SDH-7
Z1173-TD-900	(pg. 208)	MI-G-SDH-8
Z1174	(pg. 205)	MI-G-DS w/MI-SOLID
Z1174-100	(pg. 205)	MI-G-O-DS w/MI-SOLID
Z1174-200	(pg. 205)	MI-G-1-DS w/MI-SOLID
Z1174-300	(pg. 205)	MI-G-2-DS w/MI-SOLID
Z1174-400	(pg. 205)	MI-G-3-DS w/MI-SOLID
Z1174-500	(pg. 205)	MI-G-4-DS w/MI-SOLID
Z1174-600	(pg. 205)	MI-G-5-DS w/MI-SOLID
Z1174-700	(pg. 205)	MI-G-6-DS w/MI-SOLID
Z1174-800	(pg. 205)	MI-G-7-DS w/MI-SOLID

GREASE INTERCEPTOR OPTIONAL VARIATIONS

ZURN		MIFAB
-AL	Aluminum cover	-AL
-CC	8" Cleanout cover	-Standard
-DI	Dual high-low inlet	-DI
-E	ARE coated extension	-C
-EP	Enzyme port in cover	-Std
-HD	Heavy duty cover	-HD
-K	Anchor flange	-FL
-KC	Anchor fl. with cl. Collar	-FLM
-L	Angle type flow control	"X"
-R	Recessing receiver	MI-CS/MI-CSD
-RE	Reces. receiver encl. type	MI-CS-EN/MI-CSD-EN
-T	Cover recessed for tile	-TL
-75	Sediment bucket	-SB

SOLID INTERCEPTORS

ZURN		MIFAB
Z1175	(pg. 212)	MI-HAIR
ZAB1175	(pg. 212)	MI-HAIR-2
Z1176	(pg. 212)	MI-HAIR
ZAB1176	(pg. 212)	MI-HAIR-2
Z1180	(pg. 212)	MI-SOLID-S
ZA1180	(pg. 212)	MI-SOLID-S-CP
ZSS1180	(pg. 212)	MI-SOLID-S-SS
Z1181	(pg. 212)	MI-SOLID-L
Z1182	(pg. 213)	MI-SOLID-SA
ZS1182	(pg. 213)	MI-SOLID-SA
Z1183	(pg. 213)	MI-SOLID-TA
Z1183-100	(pg. 213)	MI-SOLID-TA-0
Z1183-200	(pg. 213)	MI-SOLID-TA-1

Z1183-300	(pg. 213)	MI-SOLID-TA-2
Z1183-400	(pg. 213)	MI-SOLID-TA-3
Z1183-500	(pg. 213)	MI-SOLID-TA-4
Z1183-600	(pg. 213)	MI-SOLID-TA-5
Z1183-700	(pg. 213)	MI-SOLID-TA-6
Z1183-800	(pg. 213)	MI-SOLID-TA-7
Z1183-900	(pg. 213)	MI-SOLID-TA-8
Z1183-DF	(pg. 213)	MI-SOLID-TA
Z1183-FC	(pg. 213)	MI-SOLID-TA
Z1183-100	(pg. 213)	MI-SOLID-TA-SS-0
ZS1183-200	(pg. 213)	MI-SOLID-TA-SS-1
ZS1183-300	(pg. 213)	MI-SOLID-TA-SS-2
ZS1183-400	(pg. 213)	MI-SOLID-TA-SS-3
ZS1183-500	(pg. 213)	MI-SOLID-TA-SS-4
ZS1183-600	(pg. 213)	MI-SOLID-TA-SS-5
ZS1183-700	(pg. 213)	MI-SOLID-TA-SS-6
ZS1183-800	(pg. 213)	MI-SOLID-TA-SS-7
ZS1183-900	(pg. 213)	MI-SOLID-TA-SS-8
Z1184	(pg. 212)	MI-SOLID-LB
ZA1184	(pg. 212)	MI-SOLID-LB
Z1185	(pg. 216)	MI-LINT
Z1185-3	(pg. 216)	MI-LINT-1
Z1185-7	(pg. 216)	MI-LINT-3
Z1185-10	(pg. 216)	MI-LINT-4
Z1185-20	(pg. 216)	MI-LINT-6
Z1185-30	(pg. 216)	MI-LINT-7
Z1185-40	(pg. 216)	MI-LINT-8
Z1185-50	(pg. 216)	MI-LINT-9
Z1187-SI	(pg. 214)	MI-OS-DI
Z1188-ST-400	(pg. 211)	MI-O-HU-12
Z1188-ST-450	(pg. 211)	MI-O-HU-13
Z1189	(pg. 212)	MI-OS
Z1189-12	(pg. 212)	MI-OS-1
Z1192	(pg. 218)	MI-G-AD
Z1192-400	(pg. 218)	MI-G-AD-3
Z1192-500	(pg. 218)	MI-G-AD-4
Z1192-600	(pg. 218)	MI-G-AD-5
Z1192-700	(pg. 218)	MI-G-AD-6
Z1194	(pg. 201)	-HLA
Z1199	(pg. 218)	MI-G-AD

SOLID INTERCEPTOR OPTIONAL VARIATIONS

ZURN		MIFAB
-CP	Chrome plated	-CP
-CS	Custom screen	-CS
-RS	Repl. perf. Scr. for buc	-RS
-SS	SS perf. screen	-SSM
-Y	Replacement bucket assembly	-SB
-Y	YR.Replacement SS basket	-SSB

OIL INTERCEPTORS

ZURN		MIFAB
Z1186	(pg. 210)	MI-O
Z1186-300	(pg. 210)	MI-O-A
Z1186-400	(pg. 210)	MI-O-B
Z1186-500	(pg. 210)	MI-O-C
Z1186-600	(pg. 210)	MI-O-1
Z1186-700	(pg. 210)	MI-O-2
Z1186-800	(pg. 210)	MI-O-3
Z1186-ST	(pg. 211)	MI-O-HU
Z1186-ST-300	(pg. 211)	MI-O-HU-A
Z1186-ST-400	(pg. 211)	MI-O-HU-B
Z1186-ST-500	(pg. 211)	MI-O-HU-C
Z1186-ST-600	(pg. 211)	MI-O-HU-1
Z1186-ST-700	(pg. 211)	MI-O-HU-2
Z1186-ST-800	(pg. 211)	MI-O-HU-3
Z1188	(pg. 210)	MI-O
Z1188-75	(pg. 210)	MI-O-4
Z1188-100	(pg. 210)	MI-O-5
Z1188-125	(pg. 210)	MI-O-6
Z1188-150	(pg. 210)	MI-O-7
Z1188-200	(pg. 210)	MI-O-8
Z1188-250	(pg. 210)	MI-O-9
Z1188-300	(pg. 210)	MI-O-10
Z1188-350	(pg. 210)	MI-O-11
Z1188-400	(pg. 210)	MI-O-12
Z1188-450	(pg. 210)	MI-O-13
Z1188-500	(pg. 210)	MI-O-14

CROSS REFERENCE

Z1188-ST	(pg. 211)	MI-O-HU
Z1188-ST-75	(pg. 211)	MI-O-HU-4
Z1188-ST-100	(pg. 211)	MI-O-HU-5
Z1188-ST-125	(pg. 211)	MI-O-HU-6
Z1188-ST-150	(pg. 211)	MI-O-HU-7
Z1188-ST-200	(pg. 211)	MI-O-HU-8
Z1188-ST-250	(pg. 211)	MI-O-HU-9
Z1188-ST-300	(pg. 211)	MI-O-HU-10
Z1188-ST-350	(pg. 211)	MI-O-HU-11
Z1188-ST-400	(pg. 211)	MI-O-HU-12
Z1188-ST-450	(pg. 211)	MI-O-HU-13
Z1188-ST-500	(pg. 211)	MI-O-HU-14
Z1189	(pg. 212)	MI-OS
Z1189-12	(pg. 212)	MI-OS-1
Z1189-60	(pg. 212)	MI-OS-2
Z1189-100	(pg. 212)	MI-OS-3
Z1189-200	(pg. 212)	MI-OS-4
Z1183-DF	(pg. 213)	MI-SOLID-TA
Z1188-ST-350	(pg. 211)	MI-O-HU-11
Z1188-ST-400	(pg. 211)	MI-O-HU-12
Z1188-ST-450	(pg. 211)	MI-O-HU-13
Z1188-ST-500	(pg. 211)	MI-O-HU-14
Z1189	(pg. 212)	MI-OS
Z1189-12	(pg. 212)	MI-OS-1
Z1192	(pg. 218)	MI-G-AD
Z1192-400	(pg. 218)	MI-G-AD-3
Z1192-500	(pg. 218)	MI-G-AD-4
Z1192-600	(pg. 218)	MI-G-AD-5
Z1192-700	(pg. 218)	MI-G-AD-6
Z1192-800	(pg. 218)	MI-G-AD-7
Z1194	(pg. 201)	-HLA
Z1196	(pg. 220)	MI-E-O
Z1196-300	(pg. 220)	MI-E-O-A
Z1196-400	(pg. 220)	MI-E-O-B
Z1196-500	(pg. 220)	MI-E-O-C
Z1196-600	(pg. 220)	MI-E-O-1
Z1196-700	(pg. 220)	MI-E-O-2
Z1196-800	(pg. 220)	MI-E-O-3
Z1198	(pg. 220)	MI-E-O
Z1198-75	(pg. 220)	MI-E-O-4
Z1198-100	(pg. 220)	MI-E-O-5
Z1198-125	(pg. 220)	MI-E-O-6
Z1198-150	(pg. 220)	MI-E-O-7
Z1198-200	(pg. 220)	MI-E-O-8
Z1198-250	(pg. 220)	MI-E-O-9
Z1198-300	(pg. 220)	MI-E-O-10
Z1198-ST	(pg. 211)	MI-O-HU-HLA
Z1199	(pg. 218)	MI-G-AD

OIL INTERCEPTOR OPTIONAL VARIATIONS

ZURN	MIFAB
-AR	Acid rest. coated finish Std
-E	Acid res. coated ext -C
-HD	HD traffic cover -HD
-HT	Holding tank -HT
-K+	Anchor flange -FL
-KC	Anch. flange w/clamp -FLM
-SI	Solids Interceptor MI-SOLID
-LS	Less Solids Interceptor "X"
-RP	Rigid draw off pipe "X"

SAND INTERCEPTORS

ZURN	MIFAB
Z1187	MI-SAND
Z1187-300	MI-SAND-1
Z1187-400	MI-SAND-2
Z1187-500	MI-SAND-3
Z1187-600	MI-SAND-4
Z1187-700	MI-SAND-5
Z1187-800	MI-SAND-6
Z1187-1000	MI-SAND-7
Z1187-SI	MI-SAND-TA
Z1187-SI-20	MI-SAND-TA-1
Z1187-SI-50	MI-SAND-TA-2
Z1187-SI-150	MI-SAND-TA-3
Z1187-SI-250	MI-SAND-TA-4
Z1187-SI-500	MI-SAND-TA-5

SAND INTERCEPTORS OPTIONAL VARIATIONS

ZURN	MIFAB
-AR	Acid rest finish Std
-DG	Ductile iron grate Std
-E	6" Extension -C
-HD	HD reinforced cover -HD
-K	Anchor flange -FL
-K	Anch. fl. W/clamp -FLM
-NH	NH inlet and outlet Std
-VP	Vandal proof screws -

FIXTURE CARRIERS

ZURN	MIFAB
Z1203	MC-10
Z1203-HD4	MC-10D-HS
Z1203-HD5	"X"
Z1203-HL4	MC-10L-HS
Z1203-HL5	"X"
Z1203-HR4	MC-10R-HS
Z1203-HR5	"X"
Z1203-N-X	MC-10
Z1203-ND4	MC-10D
Z1203-N-XB	MC-10-HDX
Z1203-NL4	MC-10L
Z1203-N-XH	MC-10-HD-750
Z1203-NR4	MC-10R
ZE1203	MC-10-27-37

"X" Contact MIFAB

ZE1203-HL4	(pg. 237)	MC-10L-27-37-HS
ZE1203-HR4	(pg. 237)	MC-10R-27-37-HS
ZE1203-HD4	(pg. 237)	MC-10D-27-37-HS
ZE1203-NL4	(pg. 236)	MC-10L-27-37
ZE1203-NR4	(pg. 236)	MC-10R-27-37
ZE1203-ND4	(pg. 236)	MC-10D-27-37
ZF1203-N	(pg. 232)	MC-10
ZN1203-N4	(pg. 232)	MC-10
ZN1203-ND4	(pg. 232)	MC-10D
Z1204	(pg. 240)	MC-12*
Z1204-H4	(pg. 241)	MC-12-HS*
Z1204-H5		"X"
Z1204-H6		"X"
Z1204-HD4	(pg. 241)	MC-12D-HS*
Z1204-HD5		"X"
Z1204-HD6		"X"
Z1204-1HD4	(pg. 243)	MC-13D-HS
Z1204-1HD54		"X"
Z1204-1HD55		"X"
Z1204-1HD64		"X"
Z1204-1HD65		"X"
Z1204-1HL4	(pg. 243)	MC-13L-HS
Z1204-1HL54		"X"
Z1204-1HL55		"X"
Z1204-1HL64		"X"
Z1204-1HL65		"X"
Z1204-1HR4	(pg. 243)	MC-13R-HS
Z1204-1HR54		"X"
Z1204-1HR55		"X"
Z1204-1HR64		"X"
Z1204-1HR65		"X"
Z1204-2H4	(pg. 243)	MC-13-2-HS
Z1204-2H54		"X"
Z1204-2H55		"X"
Z1204-2H64		"X"
Z1204-2H65		"X"
Z1204-2HD4	(pg. 243)	MC-13D-2-HS
Z1204-2HD54		"X"
Z1204-2HD55		"X"
Z1204-2HD64		"X"
Z1204-2HD65		"X"
Z1204-N4	(pg. 240)	MC-12*
Z1204-N5		"X"
Z1204-N-X	(pg. 240)	MC-12*
Z1204-ND4	(pg. 240)	MC-12D*
Z1204-N-XB	(pg. 240)	MC-12-HDX
Z1204-N-XH	(pg. 240)	MC-12-HD-750
Z1204-1NL4	(pg. 242)	MC-13L

Z1204-1NL43	(pg. 242)	MC-13L-1x3
Z1204-1NR43	(pg. 242)	MC-13R-1x3
Z1204-1NR4	(pg. 242)	MC-13R
Z1204-1NL54		"X"
Z1204-1NR54		"X"
Z1204-1NL55		"X"
Z1204-1NR55		"X"
Z1204-1NL64		"X"
Z1204-1NR64		"X"
Z1204-1NL65		"X"
Z1204-1NR65		"X"
Z1204-1ND4	(pg. 242)	MC-13D
Z1204-1ND43	(pg. 242)	MC-13D-1x3
Z1204-1ND54		"X"
Z1204-1ND55		"X"
Z1204-2N4	(pg. 242)	MC-13-2
Z1204-2N43	(pg. 242)	MC-13-2-1x3
Z1204-2N54		"X"
Z1204-2N55		"X"
Z1204-2N64		"X"
Z1204-2N65		"X"
Z1204-2ND4	(pg. 242)	MC-13D-2
Z1204-2ND43	(pg. 242)	MC-13D-2-1x3
Z1204-2ND54		"X"
ZF1204-N	(pg. 242)	MC-13
ZN1204-N4	(pg. 242)	MC-13
ZN1204-ND4	(pg. 242)	MC-13D
Z1207	(pg. 234)	MC-10-EXT
Z1207-ND4	(pg. 234)	MC-10D-EXT
Z1207-NL4	(pg. 234)	MC-10L-EXT
Z1207-NR4	(pg. 234)	MC-10R-EXT
Z1208	(pg. 244)	MC-14
Z1208-H42	(pg. 245)	MC-14-4-V2-HS
Z1208-H44	(pg. 245)	MC-14-4-V4-HS
Z1208-N32	(pg. 244)	MC-14-3-V2
Z1208-N42	(pg. 244)	MC-14-4-V2
Z1208-N44	(pg. 244)	MC-14-4-V4
Z1209	(pg. 246)	MC-15
Z1209-ND4	(pg. 246)	MC-15D
Z1209-NL4	(pg. 246)	MC-15L
Z1209-NR5	(pg. 246)	MC-15R
Z1209-HD4	(pg. 247)	MC-15D-HS
Z1209-HL4	(pg. 247)	MC-15L-HS
Z1209-HR4	(pg. 247)	MC-15R-HS
ZN1209-N4	(pg. 246)	MC-15
ZN1209-ND4	(pg. 246)	MC-15D
Z1210	(pg. 230)	Shift and Lift
Z1212	(pg. 248)	MC-21
Z1212-B	(pg. 248)	MC-22
Z1213	(pg. 260)	MC-62-3-V2
Z1214	(pg. 249)	MC-26
Z1215	(pg. 249)	MC-27
Z1216	(pg. 249)	MC-28

WATER CLOSET CARRIER PREFIXES

ZURN	MIFAB
Z	Dura coated system with ZZ coupling Std
ZQ	Coupling system for cutting to required length after testing Std

WATER CLOSET CARRIER SUFFIXES

ZURN	MIFAB
A	Aux. support assembly -10
-AV	2" no hub vent connection -31
-B	Blowout type fixt. support Std
-CC	Corrosion resistant 6" long cast iron coupling -G
-CL	Nipple len. great. than 12" "X"
-CV	2" NH center vent conn "X"
-D	Double (back to back) -D
-F	Floor mtd. outlet cl. Conn MC-21
-FO	Main fitting only "X"
-F2	Z-1208 fitting w/ 2" vent MC-62-4-V2
-F4	Z-1208 fitting w/ 4" vent MC-62-4-V4
-FX	3" foot ext. assembly "X"
-G	Galvanized cast iron -17
-H	Hub & spigot stack conn -HS
-J	45 degree aux. inlet -23

-JC	2" Auxiliary inlet	-27
-JJ	Two 2" auxiliary inlets	-31
-JL	2" left hand aux. inlet	-26
-JR	2" right hand aux. inlet	-25
-JS	2" aux. inlet stack side	-23
-JV	2" aux. inlet, vent side	-24
-M	Aux. foot support for P dimension 10" - 18"	-10
-P	3" pl. fitting supporting system	"X"
-PA	Adjustable coupling conn for penal fixture	"X"
-PB	Coupling connection for penal fixture	"X"
-PC	Coupling conn. with 4" cleanout for penal fixtures	"X"
-PN	NH coup. Conn. with 4" cleanout for penal fixtures	"X"
-T	Threaded stack conn	"X"
-VL	Left hand vent connection	"X"
-VP	Vandal proof trim	-14
-W	Adap. ass. for women's ur	-15
-XH	Extra HD, 500lb carrier	-HD
-X3	3" extension	"X"
-X4	4" extension	Specify
Y	Foot support system	-10
-W	Adap. ass. for womans ur	-15
-XH	Extra HD, 500lb carrier	-HD
-X4	4"extension	"X"
-Y	Food support system	-10
-29	Mechanical test cap ass	-13
-45	Fin. Fr. -siphon jet closet	-1
-45B	Finishing fr. - blowout clos	-1
-50	Flush valve supply support	-20
-57	4" neo-seal clos. gask. Kit	-O1
-60	Wrench for vp screws	"X"
-61	Adj. wrench for ZZ coup	-19
-74	Bowl saver washer	"X"
-79	Parapelligic rough-in	"X"

LAVATORY, URINAL AND SINK CARRIERS

ZURN		MIFAB
Z1217	(pg. 260)	MC-62-4-V2
Z1218	(pg. 260)	MC-61-T
ZX1220-BM3	(pg. 260)	MC-62-3-V2
ZX1220-BM4	(pg. 260)	MC-62-4-V2
Z1221	(pg. 250)	MC-31
Z1221-D	(pg. 250)	MC-31D
Z1222	(pg. 250)	MC-32
Z1222-D	(pg. 250)	MC-32D
Z1223	(pg. 251)	MC-33
Z1224	(pg. 250)	MC-31
Z1224-D	(pg. 250)	MC-31D
Z1225	(pg. 250)	MC-32
Z1225-BL	(pg. 251)	MC-33
Z1225-D	(pg. 250)	MC-32D
Z1229	(pg. 251)	MC-34D
Z1231	(pg. 254)	MC-41
Z1231-EZ	(pg. 253)	MC-41-TR
Z1231-D	(pg. 255)	MC-41D
Z1231-EZR	(pg. 253)	MC-41-TR
Z1231-EZ-D	(pg. 253)	MC-41D-TR
Z1231-EZR-D	(pg. 253)	MC-41D-TR
Z1236	(pg. 254)	MC-40
Z1236-D	(pg. 254)	MC-40D
Z1251	(pg. 259)	MC-54
Z1253	(pg. 259)	MC-53
Z1254	(pg. 258)	MC-51
Z1255	(pg. 259)	MC-55
Z1256	(pg. 260)	MC-56
Z1257	(pg. 260)	MC-56-LP
Z1258	(pg. 260)	MC-56
Z1259	(pg. 252)	MC-36
Z1259-BP	(pg. 252)	MC-37
Z1259-D	(pg. 252)	MC-38D
Z1259-DB	(pg. 252)	MC-39D
Z1259-SP	(pg. 252)	MC-39D
Z1259-2	(pg. 252)	MC-36-2

LAVATORY, URINAL AND SINK CARRIERS OPTIONAL VARIATIONS

ZURN PREFIX		SUFFIX		MIFAB
Z	Dura coated cast iron	Std.		
ZURN				
-AL	Adaptor lug			-88
-B	Blow out fixture support		Std.	
-BL	Bi-Level cooler support		MC-33	
-BP	Bottom body plate with bearing jacks		Std.	
-BR	Bracket support valve plate		-H	
-BS	Bar support valve plate		-F	
-CC	Cast iron support up to 7"		-CI	
-CL	Cast iron coupling over 7"		"X"	
-CU	Floor to ceiling upright		-B	
-D	Back to back system		-D	
-DB	Back to back top & bottom plates with bearing jacks		Std.	
-E2	Chrome plated concealed arm escutcheons 2" long		-E2	
-E4	Chrome plated & conc		-E4	
-E6	Chrome plated & concealed arm escutcheons 4" long		-E6	
-E6	Chrome plated & concealed arm escutcheons 6" long			
-F2	Z1208 fitting with 2" vent		Std.	
-F4	Z1208 fitting with 4" vent		Std.	
-FP	Top, front, back plate		Std.	
-G	Galvanized		-17	
-L	Stud or sleeve length - greater than standard		"X"	
L2	Less bearing plate ass		"X"	
-SL	Stud length over 6"		-A	
-VP	Vandal proof trim		-14	
-WS	Wall support valve plate		-G	
-W6	6" wide support plate		"X"	
-XH	Extra HD 500 lb carrier		-HD	
-X3	3" extension		"X"	
-X4	4" extension		"X"	
-Y	Foot support system		-10	
-ZR	Tubular sup. for long studs		-R	
-1	Longer than standard urinal / sink lavatory		-W	
-2	Bearing plate assembly		Std.	
-5	Corner lavatory support		-C	
-6	Cast Iron coupling up to 6"		-CI	
-29	Mechanical test cap		-13	
-58	Flush valve sup. for urinals		-20	
-79	Paraplegic Rough-in		-WC	

RESIDENTIAL WATER CLOSET SUPPORT SYSTEM

ZURN		MIFAB
Z1280	(pg. 248)	MC-24
Z1280-N3-2	(pg. 248)	MC-24
Z1280-N4-2	(pg. 248)	MC-24
Z1280-N4	(pg. 248)	MC-24
Z1282-H4	(pg. 248)	MC-24
Z1282-H4-2	(pg. 248)	MC-24
Z1282-HD-4	(pg. 248)	MC-24
Z1283-P3	(pg. 248)	MC-24
Z1284-N4	(pg. 248)	MC-21N
Z1285	(pg. 248)	MC-24
Z1290	(pg. 261)	MC-70

RESIDENTIAL WATER CLOSET OPTIONAL VARIATIONS

PREFIXES		SUFFIXES		MIFAB
-Z	dura coated plate sys	Std.		
ZURN				
-CL	Coup. len. Great. than 4"		"X"	
-HT	Hangar type clos. adp		"X"	
-X4	4" foot extension		"X"	
-Y	Foot support system		-10	

HYDRANTS

ZURN		MIFAB
Z1300	(pg. 271)	MHY-20
Z1305	(pg. 271)	MHY-25
Z1310	(pg. 271)	MHY-10

HYDRANTS CON'T

ZURN		MIFAB
Z1315	(pg. 271)	MHY-15
Z1320	(pg. 271)	MHY-26
Z1320-C	(pg. 271)	MHY-26
Z1320-EZ	(pg. 275)	MHY-26-RECT
Z1321	(pg. 271)	MHY-16
Z1322-EZ	(pg. 271)	MHY-26-RB
Z1322	(see CLPB)	HY-2000
Z1325	(pg. 273)	MHY-45
Z1327	(pg. 273)	MHY-45
Z1327	(pg. 273)	MHY-45
Z1330	(pg. 273)	MHY-35
Z1332-EZ	(pg. 272)	MHY-35-RB
Z1333	(pg. 272)	MHY-30
Z1333-C-BFP	(pg. 272)	MHY-30-52
Z1334-C	(pg. 272)	MHY-30
Z1334-C-BFP	(pg. 272)	MHY-30-52
Z1335	(pg. 272)	MHY-35
Z1341	(pg. 279)	MHY-90
Z1341-BFP	(pg. 279)	MHY-90-52
Z1342	(pg. 280)	MHY-95
Z1342-BFP	(pg. 280)	MHY-95-52
Z1344	(see CLPB)	HY-1000
Z1345	(see CLPB)	HY-1000
Z1346	(see CLPB)	HY-1000
Z1347-BFP	(see CLPB)	HY-1000
Z1349	(pg. 274)	MHY-50
Z1350	(pg. 274)	MHY-55
Z1350-EZ	(pg. 274)	MHY-55-RB
Z1360	(pg. 277)	MHY-60
Z1361	(pg. 277)	MHY-60
Z1365	(pg. 277)	MHY-61
Z1370	(pg. 277)	MHY-60-HSB
Z1375	(pg. 277)	MHY-60
Z1385	(pg. 278)	MHY-65
Z1388	(pg. 276)	MHY-58
Z1390	(pg. 278)	MHY-66
Z1395	(pg. 278)	MHY-68
Z1397	(pg. 278)	MHY-68

HYDRANT OPTIONAL VARIATIONS

ZURN		MIFAB
-AC	Al. casing guard	-42
-AN	Angled hose conn	"X"
-BC	Bronze casing	Std.
-C	Cast iron box	-50
-CL	Cylinder key lock	-K
-DP1	1/2" Drain port in box	-9
-DP14	1/4" Drain port in box	-10
-DP38	3/8" Drain port in box	-11
-DU	Comb. 3/4" female and 1" male pipe thread conn.	"X"
-HD	Heavy duty cover	"X"
-K	Anchor Flange	-FL
-KC	Anchor Flange with clamp.	-FLM
-LK	Loose key	MHY-9004
-NB	Polished NB box	-1
-PB	Polished bronze box	-1
-PL	Plain rough bronze box	-7
-PX	1/2" pex tubing connection	-PX
-RC	Rough chrome finish	-49
-RK	Hydrant parts repair kit	MHY
-SB	Statuary bronze face	-1
-SBD	Stat. Br. face - dark finish	-1
-SBL	Stat. Br. face - light finish	-1
-SBM	Stat. Br. face - med. finish	-1
-SS	SS box and cover	-3
-VB	3/4" adaptor vb	Std.
-WC	Wall clamp	-WC
-WH	Wheel handle	MHY-9002

-WR	Water cast onto cover	"X"	ZANB1462	(pg. 178)	C1400-S-1	-X	Round top recessed for tile	-T
-1"	1" hose connection	-O	Z1463	(pg. 177)	C1300-R	-Z	Round top recessed for	-UR
-1	3/4" IP str.Fem. Inl. adap	"X"	ZAB1463	(pg. 177)	C1300-R-1			
-3	3/4" solder fem. inlet adap	-5	ZANB1463	(pg. 177)	C1300-R-1			
-4	Wall clamp	-WC	Z1464	(pg. 74)	F1670			
-5	3/4" adaptor with vb	-8	ZS1464	(pg. 74)	F1670			
-6	Less polished bronze face "X"		ZS1467	(pg. 188)	MI-VB			
-7	Plain bronze box	-1	Z1468	(pg. 179)	C1430-RD			
-8	Less dura coated CI box	-50	ZAB1468	(pg. 179)	C1430-RD			
-10	Polished NB box	-1	ZS1468	(pg. 179)	C1430-RD			
-11	Statuary bronze face	-1	Z1469	(pg. 179)	C1400-RD			
-12	Cylinder key lock	-K	ZSS1469	(pg. 179)	C1400-RD			
-13	3/4" IP 90 degree inlet elbow with union nut	-6	ZAB1469	(pg. 179)	C1400-RD			
			ZS1469	(pg. 179)	C1400-RD			
-15	SS box and cover	-3	Z1470	(pg. 179)	C1430			
-17	1/4" drain port in box	-9	ZARB1470	(pg. 179)	C1430			
-18	Wheel handle	MHY-9002	Z1471	(pg. 287)	MI-GRILL			
-20	Aluminum casing guard	-42	ZAB1471	(pg. 287)	MI-GRILL			
-21	3/8" drain port in box	-10	ZANB1471	(pg. 287)	MI-GRILL			
-22	1/2" drain port in box	-11	Z1472	(pg. 287)	MI-GRILL			
-34EL	3/4" 90 deg. solder inl	Elb.Std	ZAB1472	(pg. 287)	MI-GRILL			
-34FIP	3/4" Fem. pipe thr. Conn	"X"	ZANB1472	(pg. 287)	MI-GRILL			
-34FS	3/4" Fem. solder inl. Conn	Std.	Z1473	(pg. 155)	R1930			
-34MIP3/4"	male pipe thr. conn	"X"	Z1474	(pg. 178)	C1300-MF			
-34UN	3/4" IP 90 deg. inlet elbow	-6	ZB1474	(pg. 178)	C1300-MF-3			
			ZN1474	(pg. 178)	C1300-MF-3			
			Z1475 "X"				
			Z1602	(pg. 168)	C1100-R			
			ZN1602	(pg. 168)	C1100-R-1			
			ZXN1612	(pg. 172)	C1100-XR-1			
			Z1615	(pg. 182)	C1450			
			Z1616	(pg. 182)	C1450			
			Z1666	(pg. 180)	C1440			
			Z1666-1	(pg. 181)	C1440-RD			

"X" Contact MIFAB

WATER HAMMER ARRESTORS

ZURN		MIFAB
Z1700	(pg. 300)	WHB
Z1700-100	(pg. 300)	WHB-A
Z1700-200	(pg. 300)	WHB-B
Z1700-300	(pg. 300)	WHB-C
Z1700-400	(pg. 300)	WHB-D
Z1700-500	(pg. 300)	WHB-E
Z1700-600	(pg. 300)	WHB-F
Z1705	(pg. 300)	MWH
Z1705-A	(pg. 300)	MWH-A
Z1705-B	(pg. 300)	MWH-B
Z1705-C	(pg. 300)	MWH-C
Z1705-D	(pg. 300)	MWH-D
Z1705-E	(pg. 300)	MWH-E
Z1705-F	(pg. 300)	MWH-F
Z1712	(pg. 301)	WHS

STAINLESS STEEL DRAINS

ZURN		MIFAB
Z1715	(pg. 131)	R1200-28-M
ZC1715	(pg. 131)	R1200-28-M
ZM1715	(pg. 131)	R1200-29-M
Z1717	(pg. 148)	R1300T-Z
Z1719	(pg. 43)	F1000-8-3-28-Z
Z1720	(pg. 78)	F1880
Z1721	(pg. 78)	F1890
Z1723	(pg. 46)	RS48-3-28-NH
Z1724	(pg. 46)	F-3
Z1724-4	(pg. 46)	F4-3
Z1724-6	(pg. 46)	F6-3
ZC1724-4	(pg. 46)	F4-3
ZC1724-6	(pg. 46)	F6-3
ZM1724	(pg. 46)	F-3-29
Z1725	(pg. 46)	G-3
ZC1725	(pg. 46)	G-3
ZM1725	(pg. 46)	G-3-29
Z1726	(pg. 32)	F1000-3-28
ZC1726	(pg. 32)	F1000-3-28
ZM1726	(pg. 32)	F1000-3-29
Z1727	(pg. 32)	F1000-S-3-28
ZC1727	(pg. 32)	F1000-S-3-28
ZM1727	(pg. 32)	F1000-S-3-29
Z1730	(pg. 32)	F1000-8-3-28
ZC1730	(pg. 32)	F1000-8-3-28
ZM1730	(pg. 32)	F1000-8-3-29
Z1731	(pg. 32)	F1000-8-3-28
ZC1731	(pg. 32)	F1000-8-3-28
ZM1731	(pg. 32)	F1000-8-3-29
Z1732	(pg. 32)	F1000-8-3-28
ZC1732	(pg. 32)	F1000-8-3-28
ZM1732	(pg. 32)	F1000-8-3-29
Z1735	(pg. 54)	F1340-28-3
ZC1735	(pg. 54)	F1340-28-3
ZM1735	(pg. 54)	F1340-29-3
Z1736	(pg. 54)	F1340-28-3
ZC1736	(pg. 54)	F1340-28-3
ZM1736	(pg. 54)	F1340-29-3
Z1737 to Z1740 "X"	
Z1745	(pg. 171)	C1000-T6-3-28

"X" Contact MIFAB

STAINLESS STEEL DRAIN OPTIONAL VARIATIONS

ZURN		MIFAB
PREFIXES		
Z	Type 304 SS	-28
ZC	Type A-27 carbon steel	"X"
ZM	Type 316 SS	-29
SUFFIXES		
-C	Galv. deck clamp	-C-13
-BW	Butt welded	"X"

CLEANOUTS

ZURN		MIFAB
Z1400	(pg. 168)	C1100-R
Z1400-K	(pg. 168)	C1100-R
ZN1400	(pg. 168)	C1100-R-1
Z1400-BZ	(pg. 168)	C1100-R
Z1400-SZ	(pg. 170)	C1100-S
Z1402	(pg. 176)	C1230
ZB1402	(pg. 176)	C1230-1
ZN1402	(pg. 176)	C1230-1
Z1404	(see CLPB)	C230-TS-1
ZB1404	(see CLPB)	C230-TS-1
ZN1404	(see CLPB)	C230-TS-1
Z1406	(pg. 172)	C1100-XR
ZB1406	(pg. 172)	C1100-XR-1
ZN1406	(pg. 172)	C1100-XR-1
Z1440	(pg. 182)	C1450
Z1441	(pg. 183)	C1450-RD
ZB1441	(pg. 183)	C1450-RD
Z1443	(pg. 183)	C1450-S
ZB1443	(pg. 183)	C1450-S
ZN1443	(pg. 183)	C1450-S
Z1444	(pg. 182)	C1450-R
ZN1444	(pg. 182)	C1450-R-1
Z1445	(pg. 184)	C1460
Z1446	(pg. 185)	C1460-RD
ZB1446	(pg. 185)	C1460-RD
Z1447	(pg. 185)	C1460-S
ZB1447	(pg. 185)	C1460-S
ZN1447	(pg. 185)	C1460-S
Z1448	(pg. 184)	C1460 w/C1300-R
ZB1448	(pg. 184)	C1460 w/C1300-R-1
ZN1448	(pg. 184)	C1460 w/C1300-R-1
Z1449	(pg. 176)	C1230
Z1454	(pg. 168)	C1100-C-R*
ZB1454	(pg. 168)	C1100-C-R-1*
ZN1454	(pg. 168)	C1100-C-R-1*
Z1455	(pg. 168)	C1100-C-R-Z*
ZB1455	(pg. 168)	C1100-C-R-1*
ZN1455	(pg. 168)	C1100-C-R-1*
Z1456	(pg. 187)	C1500
ZAB1456	(pg. 187)	C1500-1
ZANB1456	(pg. 187)	C1500-1
Z1457	(pg. 177)	C1310
ZAB1457	(pg. 177)	C1310
ZANB1457	(pg. 177)	C1310
Z1460	(pg. 178)	C1400-S
ZAB1460	(pg. 178)	C1400-S-1
ZANB1460	(pg. 178)	C1400-S-1
Z1461	(pg. 178)	C1400-S
ZAB1461	(pg. 178)	C1400-S-1
ZANB1461	(pg. 178)	C1400-S-1
Z1462	(pg. 178)	C1400-S
ZAB1462	(pg. 178)	C1400-S-1

CLEANOUT OPTIONAL VARIATIONS

PREFIXES

-N	W/ internal cleanout	C1230
Z	Cast iron body and top	-4
ZB	Polished bronze top	-1
ZN	Nickel bronze top	-1
ZS	304 stainless steel top	-3
ZAB	Polished bronze top	-1
ZANB	Nickel bronze top	-1

SUFFIXES

-A	Raised head plug	-A
-AR	Acid resistant epoxy	-11
-BP	Bronze plug	-34B
-C	Membrane clamp	-C
-CF	Carpet flange cover	-RFC
-CH	Cleanout Acc. Housing	"X"
-CM	Carpet marker	-RC
-CP	Chrome plated	-49
-DC	Ductile iron	-4
-DX	Extended wide flange	-Z
-G	All galvanized	-13
-HC	Hinged cover	"X"
-HD	Heavy duty top	-X
-HH	Handle hole	"X"
-IC	Inside caulk connection	X
-IN	Internal cleanout	"X"
-K	Anchor flange	-FL
-KC	Anchor fl. and clamp	-FLC
-LC	Less pipe clamp with mounting holes in flange	"X"
-LM	Less internal mixing valve assembly	-LM
-NH	No hub outlet	Std.
-NL	Push on outlet	P
-PW	Plug wrench	"X"
-SC	Scoriated cover	Std.
-SG	Gasketed cover	Std.
-SL	Longer screw	-87
-SM	Special marking stamped on top	-95
-ST	Smooth top	"X"
-SW	Spanner wrench	H-1040
-T	Square top	-T
-TX	Square top recessed for tile	-TS
-VP	Vandal proof	-6

-D	Dome grate	-20	Z1755
-DB	SS dome strainer	-20-28	Z1761
-DP	Roof deck plate	-BDP	Z1800-6B
-DX	Extended wide flange	-Z	Z1800-8B
-E	Galv. extension	-15-13	Z1800-8S
-FG	Flush grate	Std.	Z1800-12B
-HD	XHD top frame and grate	"X"	Z1800-12S
-HP	Heel proof grate	Std.	Z1810-6B
-IP	Female threaded outlet	T	Z1810-8B
-J	Auxiliary inlet	"X"	Z1810-8S
-K	Anchor flange	-FL	Z1810-12B
-KC	Anchor fl. with clamp	-FLC	Z1810-12S
-P	1/2" Trap primer conn	-7	Z1820-8B
-R	Galv.sump receiver	-B-13	Z1820-8S
-RD5	6" dia. stainless steel top	-5-3	Z1820-12B
-RD7	7" dia. stainless steel top	-7-3	Z1820-12S
-RD8	8" dia. stainless steel top	-8-3	Z1830-8B
-RD10	10" dia. stainless steel top	-10-3	Z1830-8S
-SQ5	5" square stainless steel top	-S5-3	Z1830-12B
-SQ8	8" square stainless steel top	-S8-3	Z1830-12S
-SC	Solid secured cover	"X"	Z1840-6B
-SF	Satin finish top	"X"	Z1840-6S
-SG	Solid gasketed cover	"X"	Z1840-8B
-SP	SS cleanout plug	-34-28	Z1840-8S
-TS	Top secured with slotted screws	-6	Z1900
-V	Bronze backwater valve	"X"	ZN1900
-VP	Vandal proof	-6	Z1900-RL
-Y	SS Sediment bucket	-5-28	Z1901-RL
-YM	Fabricated mesh bucket	"X"	Z1902-RL
-30	Bronze closure plug	-34B	Z1903
-31	Plastic closure plug	-34	Z1901
-33	Type 304 SS plug	-34-28	ZN1901
-34	Bronze closure plug with 3/4" test plug	"X"	Z1902
-90	90 degree side outlet	-90	ZN1902

FLOOR SINKS

ZURN		MIFAB
Z1749	(pg. 110)	FS1920-FL
ZM1749	(pg. 110)	FS1920-FL-29
Z1750	(pg. 110)	FS1920-FL
ZM1750	(pg. 110)	FS1920-FL-29
Z1751	(pg. 110)	FS1930-FL
ZM1751	(pg. 110)	FS1930-FL-29
Z1752	(pg. 110)	FS1940-FL
ZM1752	(pg. 110)	FS1940-FL-29
Z1753	(pg. 110)	FS1920-FL
ZS1762	(see TDSS)	P5000
Z1762	(see TDSS)	P5000
Z1763	(see TDSS)	P5000
ZS1763	(see TDSS)	P5000

(pg. 110)	FS1920-FL
(see TDSS)	P5000
(see TDSS)	P3060
(see TDSS)	P3080
(see TDSS)	P2080-PD
(see TDSS)	P3020-PD
(see TDSS)	P3120
(see TDSS)	P3060-P
(see TDSS)	P3080-PD
(see TDSS)	P2080-PD
(see TDSS)	P3020-PD
(see TDSS)	P3120
(see TDSS)	P3080-PD-SO
(see TDSS)	P2080-PD-SO
(see TDSS)	P3020-PD-SO
(see TDSS)	P3120-SO
(see TDSS)	P3080
(see TDSS)	P2080-PD
(see TDSS)	P3020-PD
(see TDSS)	P3120
(see TDSS)	P7060
(see TDSS)	P7060-S
(see TDSS)	P7080
(see TDSS)	P7080-S
(pg. 103)	FS1720
(pg. 103)	FS1720-1
(pg. 112)	FS1980
(pg. 112)	FS1990
(pg. 112)	FS2000
(pg. 111)	FS1960
(pg. 104)	FS1730
(pg. 104)	FS1730-1
(pg. 105)	FS1740
(pg. 105)	FS1740-1
(pg. 101)	FS1520
(pg. 101)	FS1520-1
(pg. 112)	FS1970
(pg. 108)	FS1770
(pg. 108)	FS1770-FL
(pg. 102)	FS1530
(pg. 102)	FS1530-1
(pg. 107)	FS1760
(pg. 107)	FS1760-1
(pg. 106)	FS1750
(pg. 106)	FS1750-1
(pg. 111)	FS1950
(pg. 111)	FS1950
(pg. 58)	F1350-Y-36-3
(pg. 109)	FS1790
(pg. 109)	FS1790-1

FLOOR SINK OPTIONAL VARIATIONS

ZURN PREFIXES		MIFAB
Z	Type 304 Stainless steel	-28
Z	Cl body, A.R.E. Interior	"X"
ZM	Type 316 Stainless steel	-29

SUFFIXES

-C	Membrane clamp	-C
-DX	Dextotex flange	-Z
-HD	Extra heavy duty grate	"X"
-HP	Heel proof grate	"X"
-IP	Female threaded outlet	T
-K	Anchor flange	-FL
-KC	Anchor flange with clamp-FLC	"X"
-LBT	Less bell trap	"X"
-LD	Less dome botom strainer	"X"
-LS	Less secondary strainer	"X"
-LY	Less sediment bucket	"X"
-P	1/2" Trap primer conn	-7
-S	Secondary strainer	"X"
-SR	1/2" thick sanitary rim	"X"
-T	Square frame + round gr	"X"
-VP	Vandal proof	-6
-Y	Sediment bucket	-5
-YS	Suspended sediment buck	"X"
-1	Less grate	-22
-2	1/2 grate	-150
-3	3/4 grate	-175
-4	Full grate with center open	"X"
-5	Grate with 4" funnel	-F4
-6	Grate with 6" funnel	-F6
-7	Grate with 6"x3"x1" funn	-J
-8	Grate with 4"x 9" funnel	-G
-9	Angle frame and grate	"X"
-11	Vandal proof	-6
-12	Depressed alum. Grate	"X"
-15	Solid cover	"X"
-16	1/2 solid cover	"X"
-17	3/4 solid cover	"X"
-18	Solid cover with center op	"X"
-19	Full hinged grate	-9
-23	Aluminum bucket	Std.
-25	White A.R.E. bucket	"X"
-31	SS mesh liner for bucket	"X"
-32	Aluminum dome strainer	Std.
-33	White A.R.E. anti-splash	"X"
-34	Bottom dome strainer	
	N.B. anti-splash	"X"
	bottom dome strainer	

"X" Contact MIFAB

MIFAB SUFFIX LISTING

SUFFIX	DESCRIPTION		
01	Neoprene bowl gasket (MC-10-PBG)	-11	Acid resistant epoxy coating
-1	Nickel bronze (drains and cleanouts)	-11	1/2" drain port in box (hydrants)
-1	Tiling frame (carriers) (MC-10-1-PTFK)	-12	Galvanized metal dome (roof drains)
-2	Polished brass	-12	Galvanized grate and frame (floor and area drains) (MC-10-PN12-31)
-3	Stainless steel (Type 304) (drains)	-12	12" tapered thread ABS nipple (carriers)
-3	Rear anchor support (carriers)	-12	Wheel handle (hydrants) (HY-9003)
-4	Ductile iron	-12A	Galvanized body and membrane clamp (roof drains)
-5	Sediment bucket	-12B	Grate painted black
-5	3/4" female solder adapter (hydrants)	-13	Galvanized body (floor and area drains)
-6	Security screws (floor and area drains, cleanouts)	-13	Galvanized body, membrane clamp and dome (roof drains)
-6	Vandal proof dome (roof drains)(H-1029)	-13	Test plug for custom and cast iron nipples (carriers)
-6	3/4" IPS 90 degree elbow and union nut (hydrants)	-14	Flat strainer (drains)
-7	Trap seal primer tapping	-14	Vandal proof finish trim (carriers) (MC-10-PFH-14)
-8	Backwater valve (drains)(BV1250 Series)	-15	Extension
-8	3/4" adapter vacuum breaker (hydrants) (HY-9005-CP)	-16	Square top assembly
-9	Hinged grate (drains)	-17	with trap and cleanout (MI-OS Series)
-9	1/4" drain port in box (hydrants)	-17	All galvanized (carriers)
-10	Decorative polished top (10 piece minimum) (drains)	-18	with trap and oil cone and cleanout (MI-OS Series)
-10	Auxiliary support (carriers) (MC-10-AFS)	-19	Nipple wrench (carriers) (MC-10-PCW)
-10	3/8" drain port in box (hydrants)	-20	Secondary dome strainer (drains) (FD-9600 Series)






-20	Flush valve support (carriers) (MC-10-FVS)	-CP	Chrome plated (interceptors)
-21	Secondary flat stainless steel strainer (2", 3", 4") (FD-9600 Series)	-E	Adjustable extension
-22	Less grate (drains)	-EB	External strainer basket assembly (interceptors)
-22	Less fitting (carriers)	-EG	Galvanized adjustable extension
-23	Chained grate (drains)	-E2	2" chrome plated escutcheons (pair)
-23	45 degree auxiliary inlet (MC-28)	-F	Bar support valve plate (carriers)
-24	Solid secured cover	-F1, -F2, -F3	Accuflow parabolic weir
-25	2" auxiliary inlet, right side	-F4 4"	diameter funnel
-26	2" auxiliary inlet, left side	-F6 6"	diameter funnel
-25-	1 Solid secured hinged nickel bronze cover	-FL	Anchor flange
-26	Locking device (Same as -6)	-FLC	Anchor flange with membrane clamp
-27	Rough bronze dome with stainless steel mesh screen	-G 4" x 9"	funnel (floor and area drains)
-28	Stainless steel body (Type 304)	-G	Ballast guard (roof drains)
-29	Stainless steel body (Type 316)	-G	Trap with flushing connection (F1660 Series)
-30	PVC socket connection body (2", 3", 4")	-G	Wall support valve plate (carriers)
-31	ABS socket connection body (2", 3", 4")	-GS	Grounding strap
-31	Two 2" auxiliary inlets (carriers)	-HC	Adjustable ballast guard with secondary clamp
-32	Integral deep seal trap (2", 3", 4") (MI-950 Series)	-HD	Heavy duty re-enforced lid (interceptors)
-32	No hub nipple with 4" cleanout for penal fixtures (MC-28)	-HD	500 lb. Rated heavy duty (carriers)
-32	Foot pedal mounting plate (carriers)	-HD-750	750 lb. Rated heavy duty (carriers)
-33	Less flange, deduct	-HDX	1000 lb. Rated extra heavy duty (carriers)
-34	Closure plug (C1440 Series)	-HM-2RB	High dome, rough bronze
-34B	Brass closure plug (A4-34B)	-HM-PB	High dome, polished bronze
-35	Stainless steel mesh over bucket	-HM-NB	High dome, nickel bronze
-38	Solids retaining baffle	-HSB	Hose storage box (hydrants)
-40	Underdeck clamp (drains)	-HT	Holding tank (interceptors)
-40	1" brass casing (hydrants)	-I 3/8"	threaded eye bolts for cast iron lavatories (carriers)
-41	Sump receiver (drains)	-J 6" x 3" x 1"	funnel
-41	3/8" brass operating rod (hydrants)	-JC	Ballast guard with secondary clamp
-42	Perforated standpipe (drains)	-K	Cylinder key lock
-42	Decorative casing guard (hydrants)	-M	Less anchor flange
-43	Solid standpipe	-MHY-CIA-18-A	HY-1000 hydrant repair kit
-44	2" no hub side inlet (specify location)	-M-80	Low profile aluminum dome
-44T	1 1/2" no hub side inlet (specify location)	NH	No hub outlets
-49	Chrome plated	-O	1" hose connection
-50	Cast iron	-OR8	8" rolling thread ABS nipple
-51	2 1/2" round center grate opening (floor sinks)	-OR12	12" rolling thread ABS nipple
-69	Stainless steel sediment bucket (F1000 and F1100 Series)	P	Push on outlet
-79	Standpipe over 8", per inch	-PD	Polydome
-80	Low profile aluminum dome	-PF	Prefabricated carrier bank, per carrier
-81	Rough bronze dome	-R	2" external water dam
-83	Stainless steel mesh screen over dome	-RB	Replacement bucket (interceptors)
-87	Screw longer than 3 1/2", per inch	-RB	Round box (hydrants)
-90	Threaded side outlet (2", 3", 4")	-RSSB	Replacement stainless steel baffle (interceptors)
-90NH	No hub side outlet (2", 3", 4")	S	End side outlet (T1320 and T1350 Series)
-91	Stainless steel standpipe (W-3)	-S	1" x 1/4" slots (includes 4 mounting brackets) (hydrants)
-95	Client logo	-SB	Sediment bucket (interceptors)
-150	Half grate (floor sinks)	-SS	Stainless steel (interceptors)
-175	Three quarter grate (floor sinks)	-SSB	Replacement stainless steel sediment bucket (interceptors)
-A	Loose set grate (drains)	-SSM	Stainless steel mesh screen on bucket (interceptors)
-A	Stud length over 8" (specify), Add per inch (carriers)	T	Threaded outlet
-AH8 8"	ABS nipple with adjustable horn (MH-10-PN8AH-31)	-TE	2" extension (F1510 Series)
-AH12	12" ABS nipple with adjustable horn (MH-10-PN12AH-31)	-TL	Tile recess in lid (interceptors)
-B	Sump receiver (drains)	-U	Underdeck clamp
-B	Floor to ceiling uprights (carriers)	-U3	Underdeck clamp with cutaway side
-B	Cast brass box (hydrants)	-V	Fixed extension (2", 3", 4")
-B	Integral bottom plate (backwater valves)	-VG	Galvanized fixed extension (2", 3", 4")
-B-49	Chrome plated brass box (hydrants)	-W	Adjustable water dam
-BK	Cast brass box with cylinder key lock (hydrants)	-WC	Wall clamp (hydrants)
-BK-49	Chrome plated brass box with cylinder key lock (hydrants)	-W-1	Water proofing flange
-C	Membrane clamp (floor and area drains)	-W2	2" internal water dam
-C	Secondary clamp (roof drains)	-W3	3" internal water dam
-C	Extension (interceptors)	-W4	4" internal water dam
-CI-4 4"	rolling thread cast iron nipple (MC-10-PN4R-50)	X	Inside caulk outlet
-CI-6 6"	rolling thread cast iron nipple	-X	Invert extension "C" dimension (F1560)
-CI-8 8"	rolling thread cast iron nipple	-XH	Extra heavy duty ductile iron grates (1 1/2" x 12" x 12")
-CI-12 12"	rolling thread cast iron nipple	-Y	Non adjustable top (area drains)
-CI-24 24"	rolling thread cast iron nipple	-Z	Extended wide elastomeric flange on top
-C1	Low profile membrane clamp	-Z	Add per each foot over 3' of upright (carriers)

<p>LARGER C-PORT Display Part No. CPORT-POPDISPLAY</p>  <p>Product for display sold separately.</p>	<p>C-PORT Display (for counter tops) Part No. CPORT-DISPLAY</p> 	<p>BEECO Display (for counter tops) Part No. BEECO-DISPLAY</p> 	<p>MR-500 Display (for counter tops) Part No. MR-500-DISPLAY</p> 	<p>MI-GARD Display (for counter tops) Part No. MI-GARD-DISPLAY</p> 	<p>T300 POP Display Part No. T300-KIT*</p> <p>Display comes with product included.</p>  <p>Shallow Depth, 2 7/8", Trench Drain</p> <p>*Part number for each kit. For POP display, must order 3 kits.</p>
---	--	---	--	---	--

GRATE LOAD CLASS DEFINITIONS







ANSI A112.21.1M

Grates and top rims shall be designed to meet the following loading classifications in a static condition.

	Light Duty	All grates having safe live load (as calculated in paragraph 6.1.6 of the ANSI Standard) under 2,000 lbs. (900 kg.) For pedestrian foot traffic only.
	Medium Duty	All grates having safe live load (as calculated in paragraph 6.1.6 of the ANSI Standard) between 2,000 lbs. (900 kg.) and 4,999 lbs. (2,250 kg.) For light pneumatic tire traffic only. Sidewalks and residential parking.
	Heavy Duty	All grates having safe live load (as calculated in paragraph 6.1.6 of the ANSI Standard) between 5,000 lbs. (2,250 kg.) and 7,499 lbs. (3,375 kg.) For Commercial Pneumatic tire traffic patterns and tractor trailers.
	Extra Heavy Duty	All grates having safe live load (as calculated in paragraph 6.1.6 of the ANSI Standard) between 7,500 lbs. (3,375 kg.) and 10,000 lbs. (4,500 kg.) For forklift traffic. Roads and Highways. H-20 Load Rated.
	Special Duty	All grates having safe live load (as calculated in paragraph 6.1.6 of the ANSI Standard) over 10,000 lbs. (4,500 kg.) For airport traffic.

DIN 19580

Grates and top rims shall be designed to meet the following loading classifications in a static condition.

	Load Class A	Light Duty Grate design load up to or exceeding 3,372 lbs per foot. (15 kn). For pedestrian foot traffic only.
	Load Class B	Medium Duty Grate design load of at least 28,100 lbs per foot. (125 kn). For light pneumatic tire traffic only. Sidewalks and residential parking.
	Load Class C	Heavy Duty Grate design load of at least 56,200 lbs per foot. (250 kn). Commercial Applications.
	Load Class D	Grate design load of at least 89,920 lbs per foot. (400 kn). For pneumatic forklift traffic. Extra Heavy Duty. Roads and Highways. H-20 Load Rated.
	Load Class E	Grate design load of at least 134,800 lbs per foot. (600 kn). For Commercial Solid tire traffic patterns, and impacts from steel struts or metal wheels (forklifts). Extreme Heavy Duty.
	Load Class F	Grate design load of at least 202,320 lbs per foot. (900 kn). For airport traffic.

TRANSPORTATION CLASSIFICATIONS

The American Association of State Highway and Transportation Officials' (AASHTO) "Standard Specification for Highway Bridges" defines H-20 loading as a two-axle truck with a maximum dual-wheel load of 16,000 lbs. **HS-20 loading is defined as a tractor truck with a tandem axle semitrailer with a dual-wheel load of 16,000 lbs.** The FAA (Federal Aviation Administration) Advisory Circular AC 150/5320-6D describes aircraft loading as 100,000 lbs. placed over a 9" x 9" area. The Americans with Disabilities Act (ADA) stipulates that the slot width be limited to 1/2" or less on gratings in walkways and elongated slots must be placed longitudinally so that they are perpendicular to the dominant direction of travel. Heel Proof is defined as slots or perforations that are less than 1/4" in width or diameter. The maximum safe live load is calculated by dividing the load at failure by two.

MIFAB® BINDER AND PRICE BOOKS



COMPLETE MIFAB BINDER
(with all product booklets inside)
Lit # 001B



MPB-2018-06-USA
Lit # 067



NH-2017
Lit # 044



CLPB-2018
Lit # 048



BEECO-2018
Lit # 071



AD-2017-USA
Lit # 043



TSP-2017
Lit # 062



TD-2017
Lit # 046



TDSS-2016
Lit # 073



ACV
Lit # 059



DB-2016
Lit # 070



CPORT-2015
Lit # 047



INT-2018
Lit # 095



HYDROMAX-2018
Lit # 082



FILCOTEN-2017
Lit # 076



ROOFGUARD-2018
Lit # 058



CERTIFIED
MANAGEMENT SYSTEM -
ISO 9001:2015

MPB-2018-06-USA



Download this catalog to
your digital device

Specification Drainage Products Price Guide LIT-067